

SHOP MATERIAL LIST FOR 1 ASSEMBLY						
Mark	Size	Grade	No.	Length (mm)	Area (m) <sup>2</sup>	Weight (kg)
c4	UB356*127*39	S275	1	6215	7.453	238.5
p1	FLT10*50	S275	2	332	0.080	2.6
p3	FLT10*80	S275	2	80	0.031	1.0
p10	FLT10*100	S275	2	140	0.066	2.2
p13	PLT10*149.4	S275	1	182	0.045	1.5
p14	PLT10*150.3	S275	1	183	0.045	1.6
p15	FLT10*150	S275	1	170	0.057	2.0
p21	FLT15*250	S275	1	550	0.299	16.2
p25	FLT10*150	S275	4	160	0.216	7.5
p27	FLT10*150	S275	1	160	0.054	1.9
<b>Total</b>					<b>8.348</b>	<b>274.9</b>

**GENERAL NOTES**

All Holes to be 22 Dia UNO Slot hole length is to outside

All Welds to be 6 FW. UNO

All Steelwork Manufactured to:  
BS EN 1090-2: Execution Class **EXC2** U.N.O.

FINISH **S.B. & PRIME**

LOT 0 QTY 1

PHASE 1 QTY 1

**FABRICATION STATUS**

Sawn by: \_\_\_\_\_ Date: \_\_\_\_\_

Fabricated by: \_\_\_\_\_ Date: \_\_\_\_\_

Welded by: \_\_\_\_\_ Date: \_\_\_\_\_

Loaded by: \_\_\_\_\_ Date: \_\_\_\_\_

Checked by: \_\_\_\_\_ Date: \_\_\_\_\_

REV	DESCRIPTION	By	Date	By	Date
A	ISSUED FOR APPROVAL	PCS	22.10.2022	SK	22.10.2022
MARK	DESCRIPTION	CREATED	CHECKED		

**CLIENT:** Block E Faverdale West

**DATE CREATED:** 13.10.2022

**PROJECT:** Block E Faverdale West

**DRAWN BY:** PCS

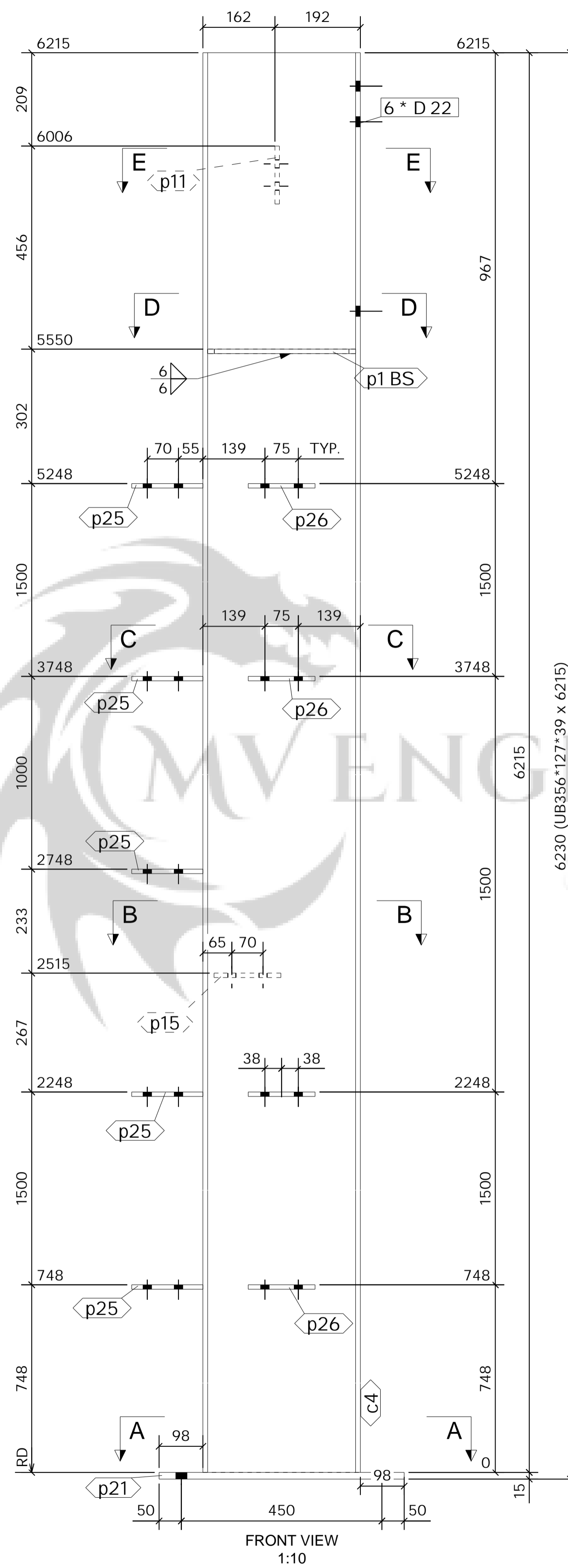
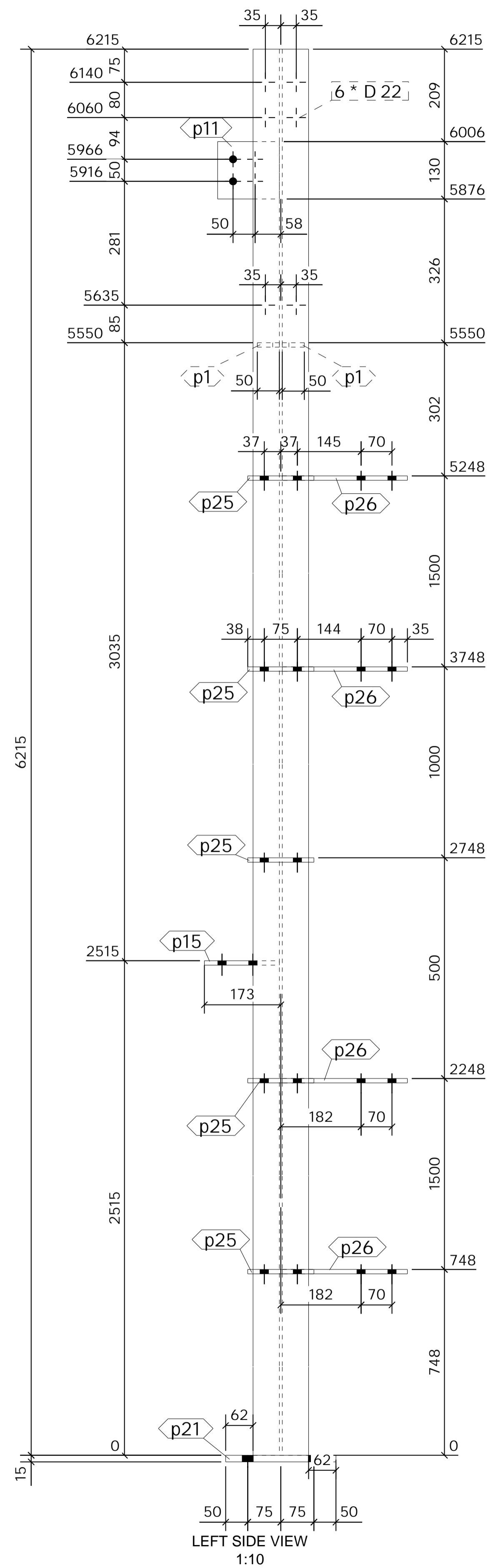
**CONTRACT NO:** 432-22

**DRAWING NO:** [CL.1]

**REV:** A

1 No. COLUMN REQUIRED AS DRAWN MARKED CL1

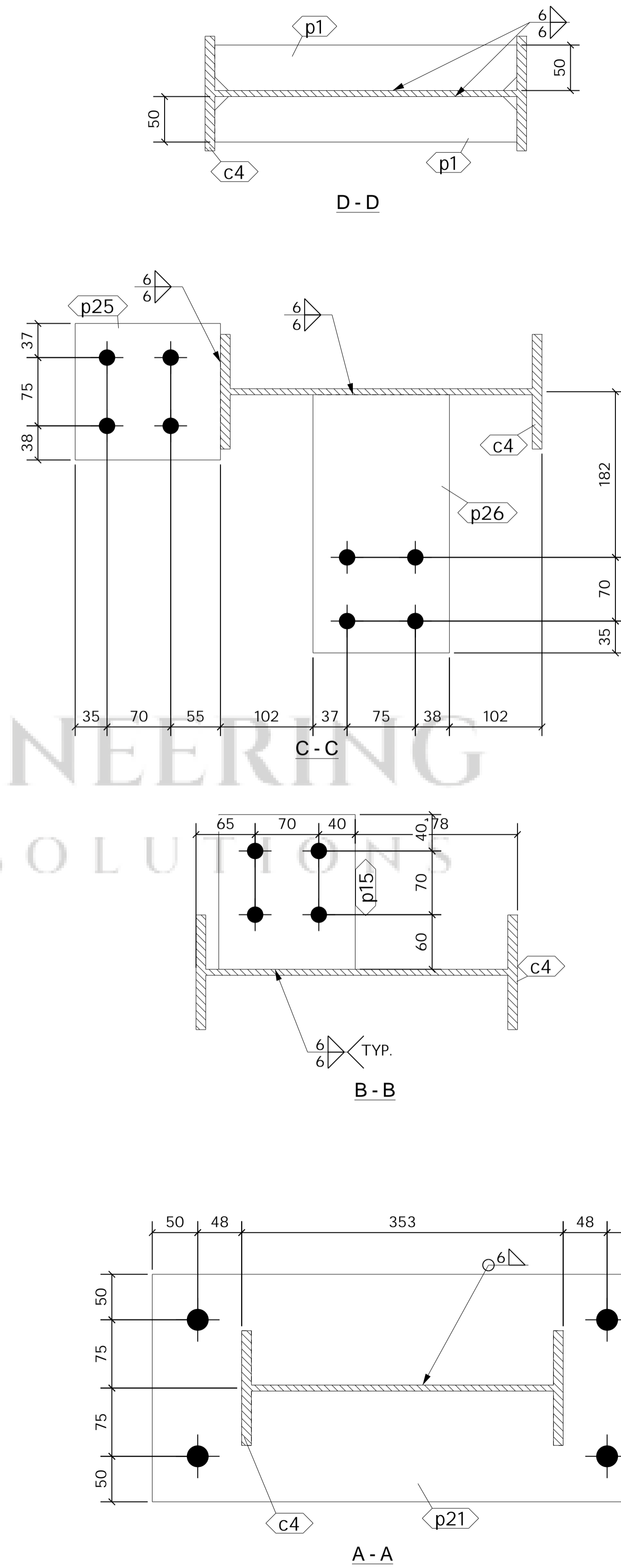
ASSEMBLY / SUB ASSEMBLY STATUS
1 THIS IS IT'S OWN ASSEMBLY



1 No. COLUMN

REQUIRED AS DRAWN MARKED

CL2



SHOP MATERIAL LIST FOR 1 ASSEMBLY						
Mark	Size	Grade	No.	Length (mm)	Area (m) <sup>2</sup>	Weight (kg)
c4	UB356*127*39	S275	1	6215	7.453	238.5
p1	FLT10*50	S275	2	332	0.080	2.6
p11	FLT10*130	S275	1	140	0.042	1.4
p15	FLT10*150	S275	1	170	0.057	2.0
p21	FLT15*250	S275	1	550	0.299	16.2
p25	FLT10*150	S275	5	160	0.271	9.4
p26	FLT10*150	S275	4	284	0.375	13.4
<b>Total</b>					<b>8.577</b>	<b>283.4</b>

**GENERAL NOTES**

All Holes to be 22 Dia UNO Slot hole length is to outside

All Welds to be 6 FW. UNO

All Steelwork Manufactured to: BS EN 1090-2: Execution Class **EXC2** U.N.O.

**FINISH S.B. & PRIME**

LOT	0	QTY	1
PHASE	1	QTY	1

FABRICATION STATUS			
Sawn by:	_____	Date:	_____
Fabricated by:	_____	Date:	_____
Welded by:	_____	Date:	_____
Loaded by:	_____	Date:	_____
Checked by:	_____	Date:	_____

MARK	DESCRIPTION	CREATED	CHECKED
A	ISSUED FOR APPROVAL	PCS 03.12.2022	SK 03.12.2022
REV		By Date	By Date

**CLIENT:** Block E Faverdale West

**DATE CREATED:** 29.11.2022

**PROJECT:** Block E Faverdale West

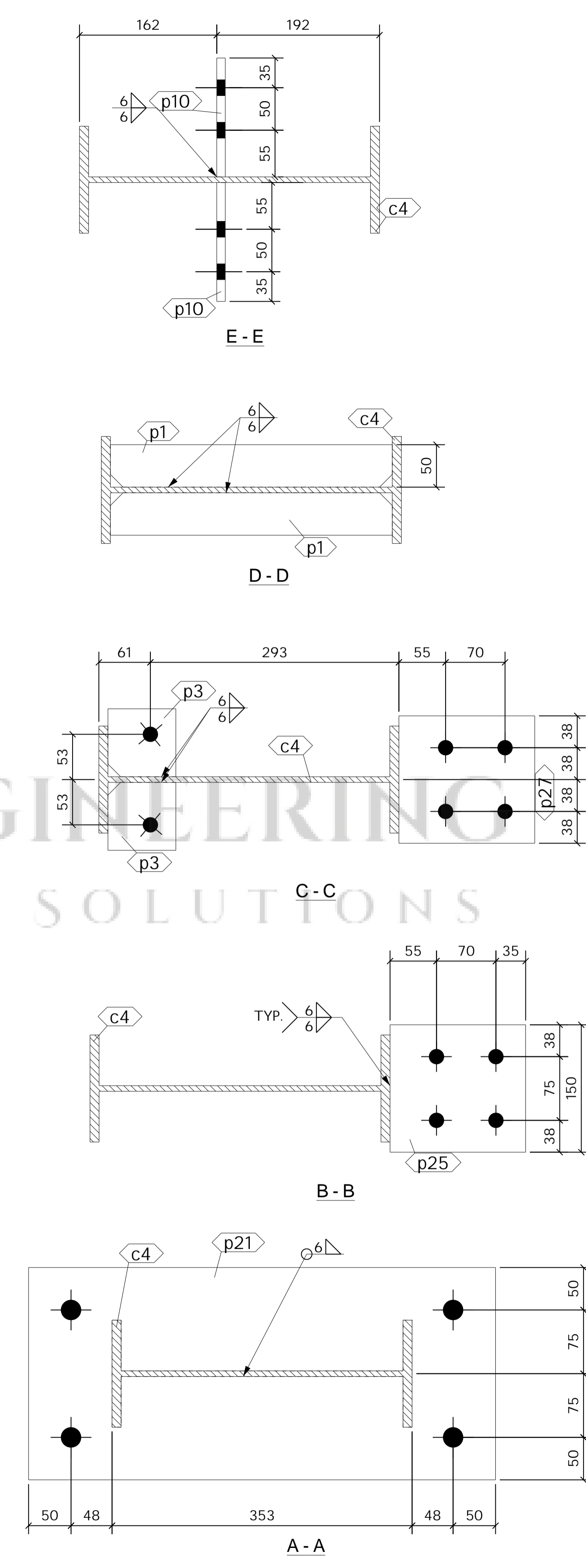
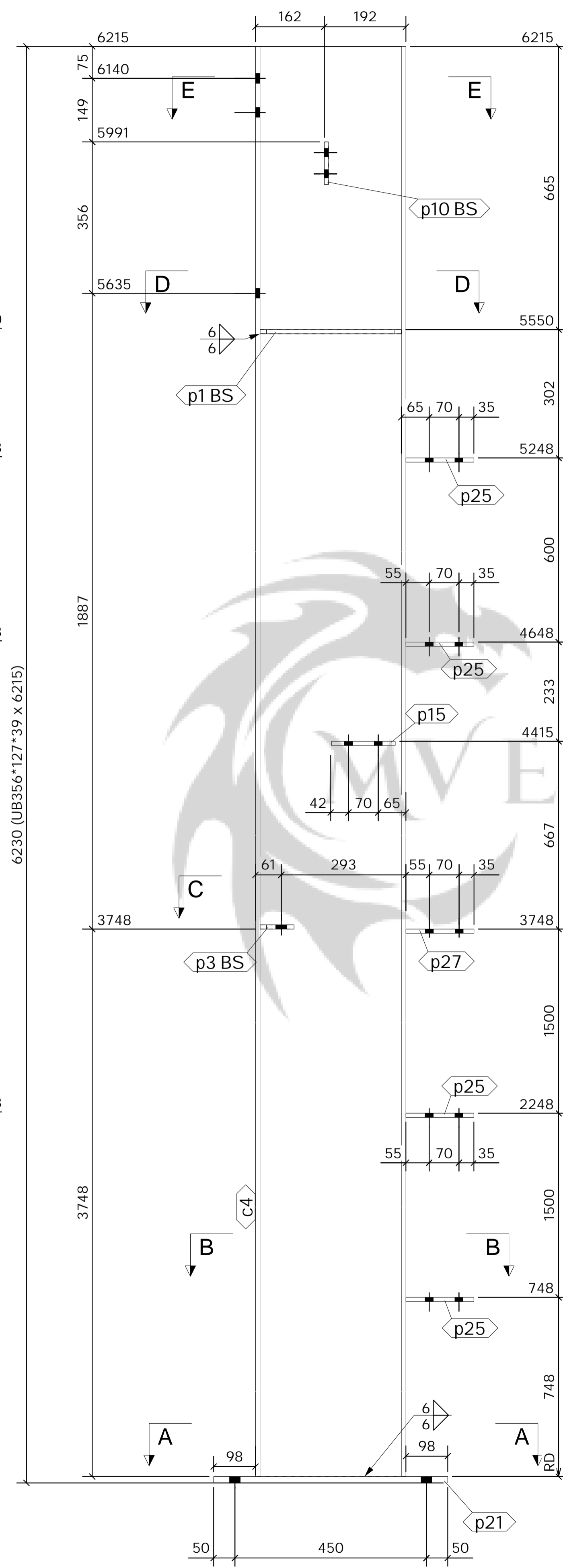
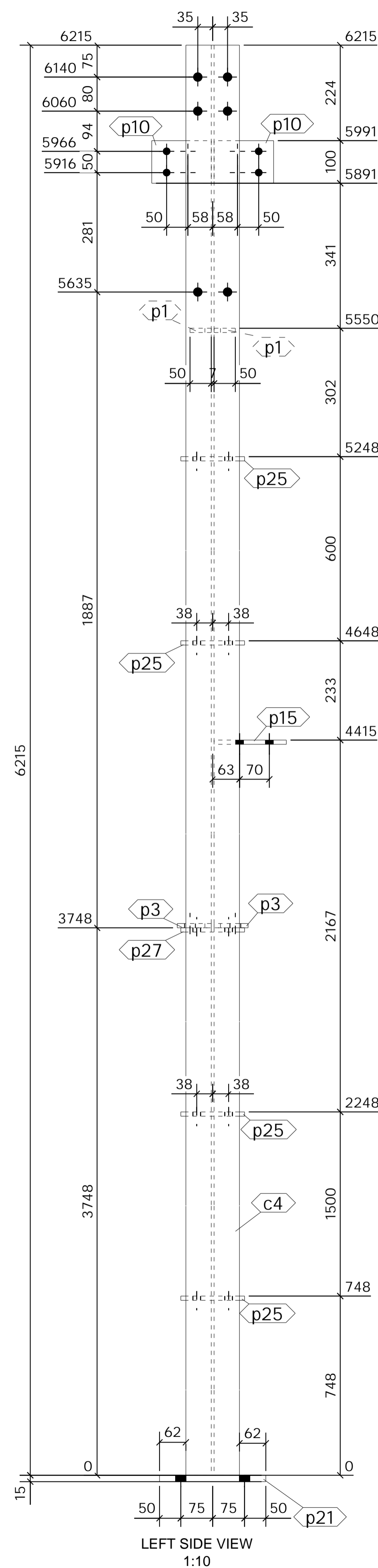
**DRAWN BY:** PCS

**CONTRACT NO:** 432-22

**DRAWING NO:** [CL.2]

**REV:** A

ASSEMBLY / SUB ASSEMBLY STATUS
1 THIS IS IT'S OWN ASSEMBLY



SHOP MATERIAL LIST FOR 1 ASSEMBLY						
Mark	Size	Grade	No.	Length (mm)	Area (m <sup>2</sup> )	Weight (kg)
c4	UB356*127*39	S275	1	6215	7.453	238.5
p1	FLT10*50	S275	2	332	0.080	2.6
p3	FLT10*80	S275	2	80	0.031	1.0
p10	FLT10*100	S275	2	140	0.066	2.2
p15	FLT10*150	S275	1	170	0.057	2.0
p21	FLT15*250	S275	1	550	0.299	16.2
p25	FLT10*150	S275	4	160	0.216	7.5
p27	FLT10*150	S275	1	160	0.054	1.9
<b>Total</b>					<b>8.257</b>	<b>271.8</b>

**GENERAL NOTES**

All Holes to be 22 Dia UNO Slot hole length is to outside  
 All Welds to be 6 FW. UNO

All Steelwork Manufactured to:  
 BS EN 1090-2: Execution Class **EXC2** U.N.O.

**FINISH S.B. & PRIME**

LOT 0 QTY 2  
 PHASE 1 QTY 2

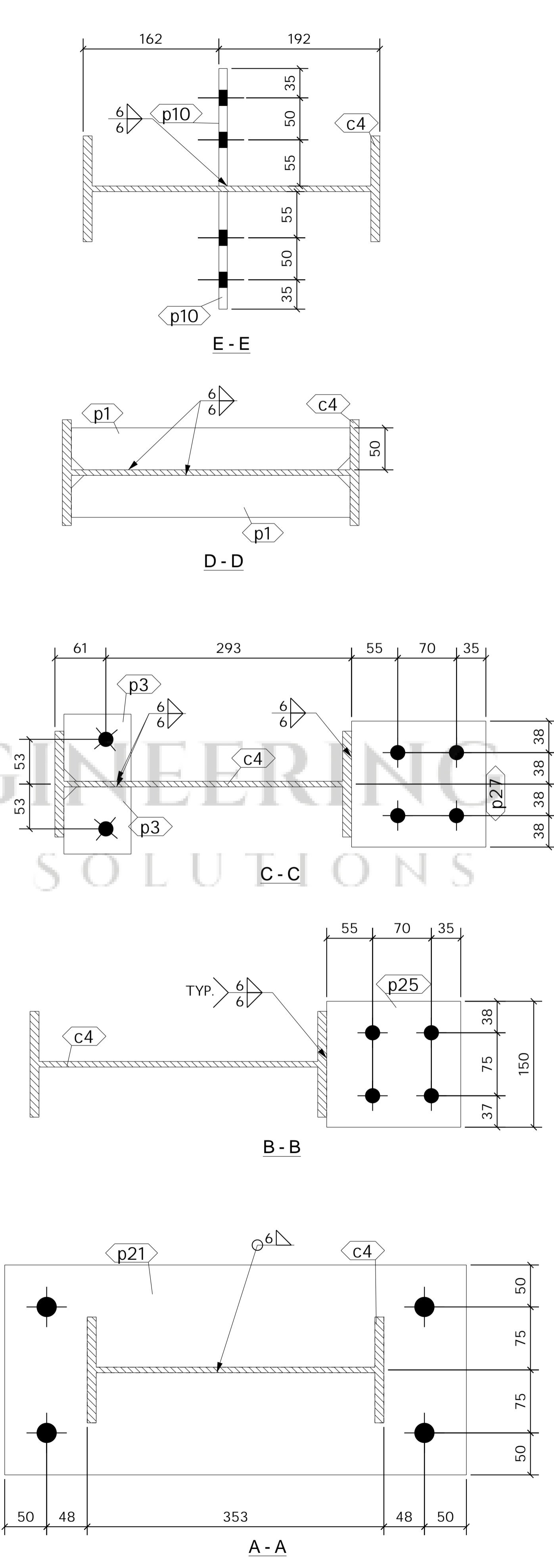
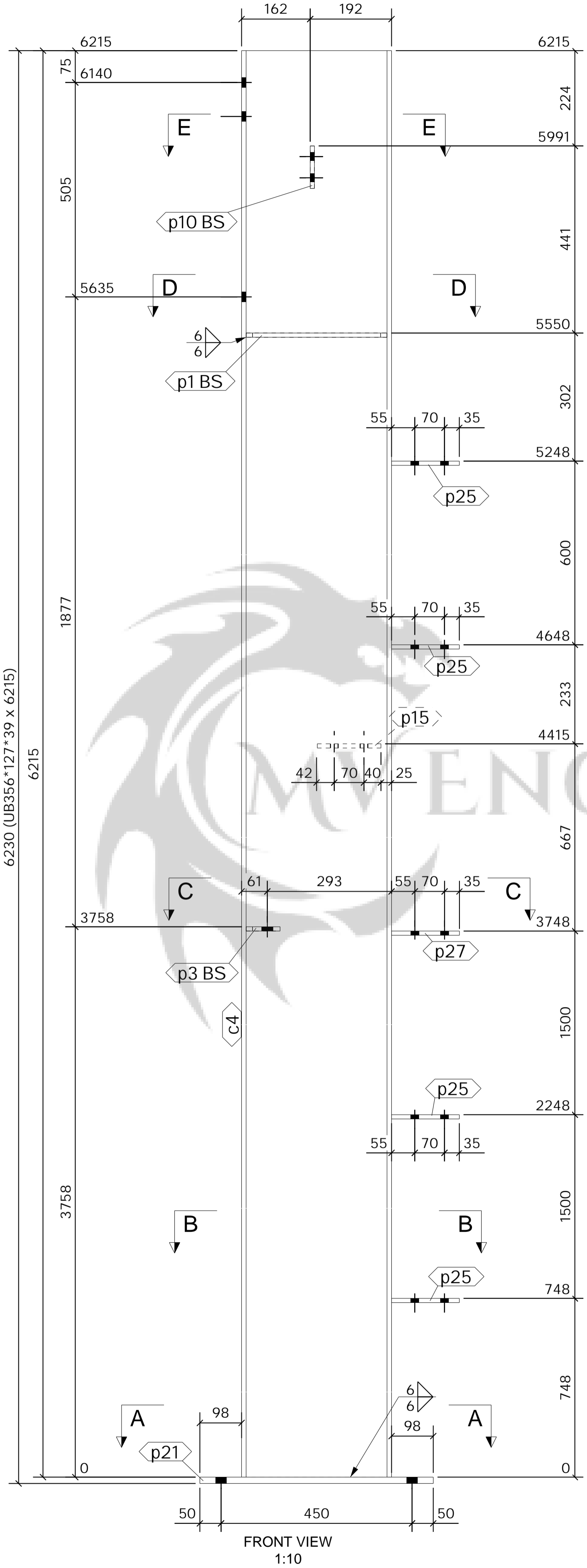
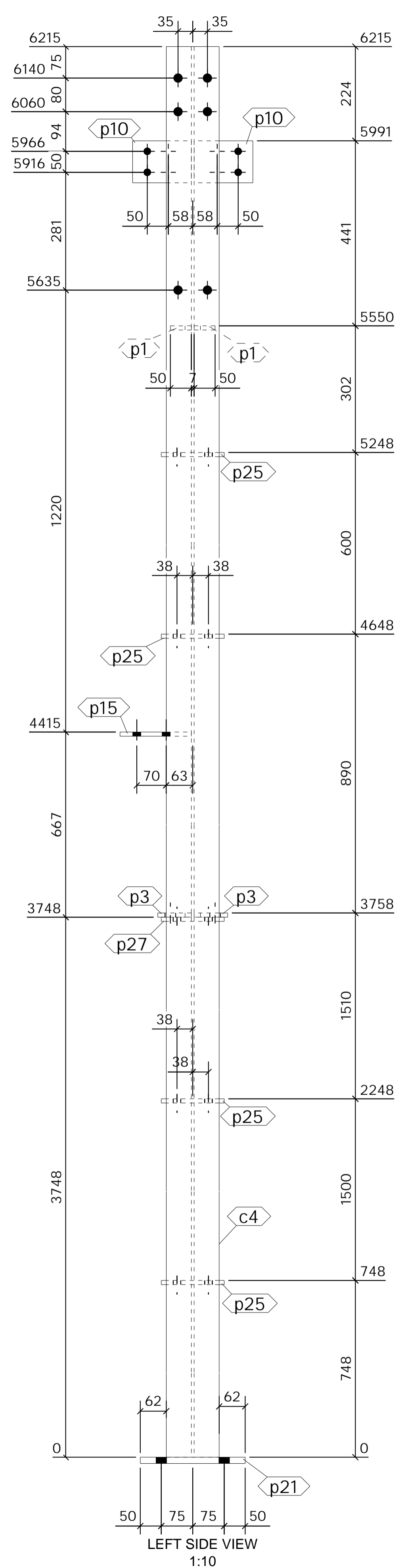
FABRICATION STATUS			
Sawn by:	_____	Date:	_____
Fabricated by:	_____	Date:	_____
Welded by:	_____	Date:	_____
Loaded by:	_____	Date:	_____
Checked by:	_____	Date:	_____

REV	DESCRIPTION	By	Date	By	Date
A	ISSUED FOR APPROVAL	PCS	22.10.2022	SK	22.10.2022
MARK	DESCRIPTION	CREATED	CHECKED		

**CLIENT:** Block E Faverdale West  
**DATE CREATED:** 13.10.2022  
**PROJECT:** Block E Faverdale West  
**DRAWN BY:** PCS  
**CONTRACT NO:** 432-22  
**DRAWING NO:** [CL.3]  
**REV:** A

2 No. COLUMN REQUIRED AS DRAWN MARKED CL3

ASSEMBLY / SUB ASSEMBLY STATUS
2 THIS IS IT'S OWN ASSEMBLY



3 No. COLUMN REQUIRED AS DRAWN MARKED CL4

SHOP MATERIAL LIST FOR 1 ASSEMBLY						
Mark	Size	Grade	No.	Length (mm)	Area (m) <sup>2</sup>	Weight (kg)
c4	UB356*127*39	S275	1	6215	7.453	238.5
p1	FLT10*50	S275	2	332	0.080	2.6
p3	FLT10*80	S275	2	80	0.031	1.0
p10	FLT10*100	S275	2	140	0.066	2.2
p15	FLT10*150	S275	1	170	0.057	2.0
p21	FLT15*250	S275	1	550	0.299	16.2
p25	FLT10*150	S275	4	160	0.216	7.5
p27	FLT10*150	S275	1	160	0.054	1.9
<b>Total</b>					<b>8.257</b>	<b>271.8</b>

**GENERAL NOTES**

All Holes to be 22 Dia UNO Slot hole length is to outside  
 All Welds to be 6 FW. UNO

All Steelwork Manufactured to:  
 BS EN 1090-2: Execution Class EXC2 U.N.O.

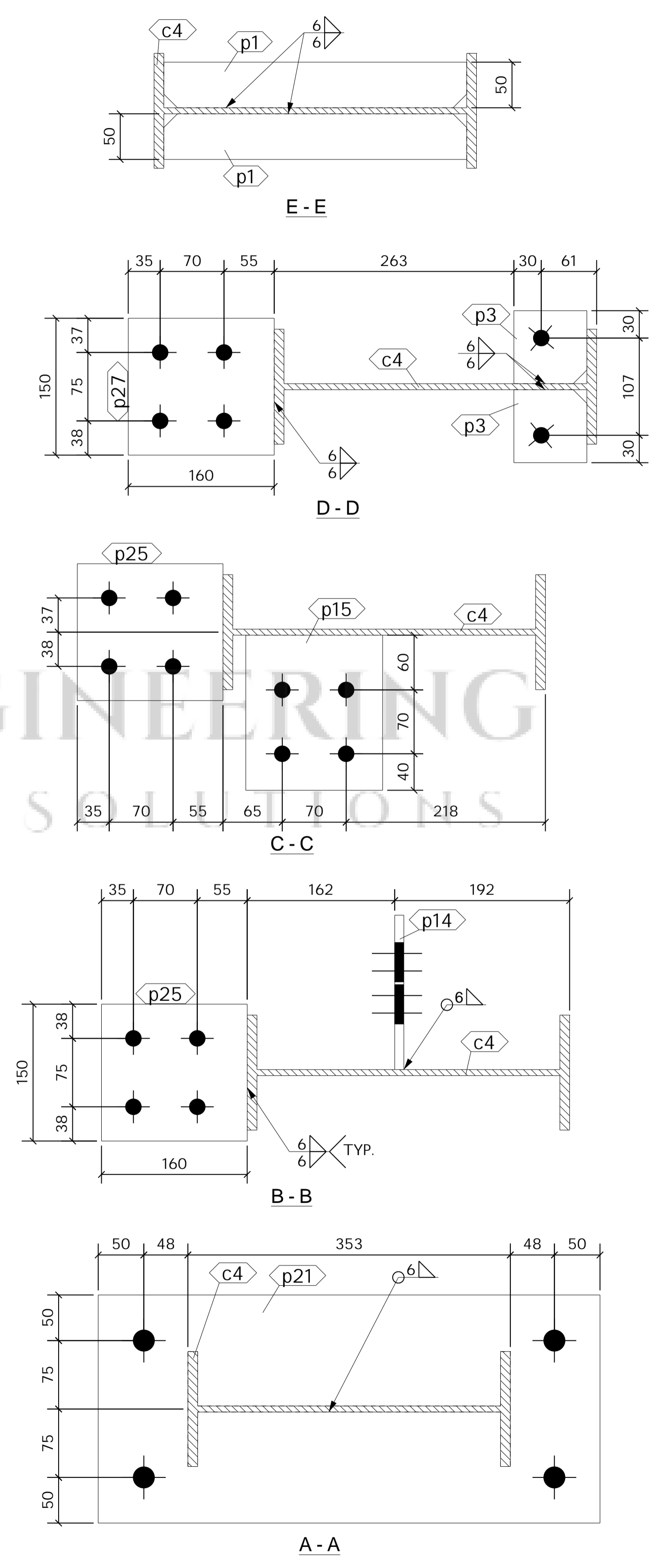

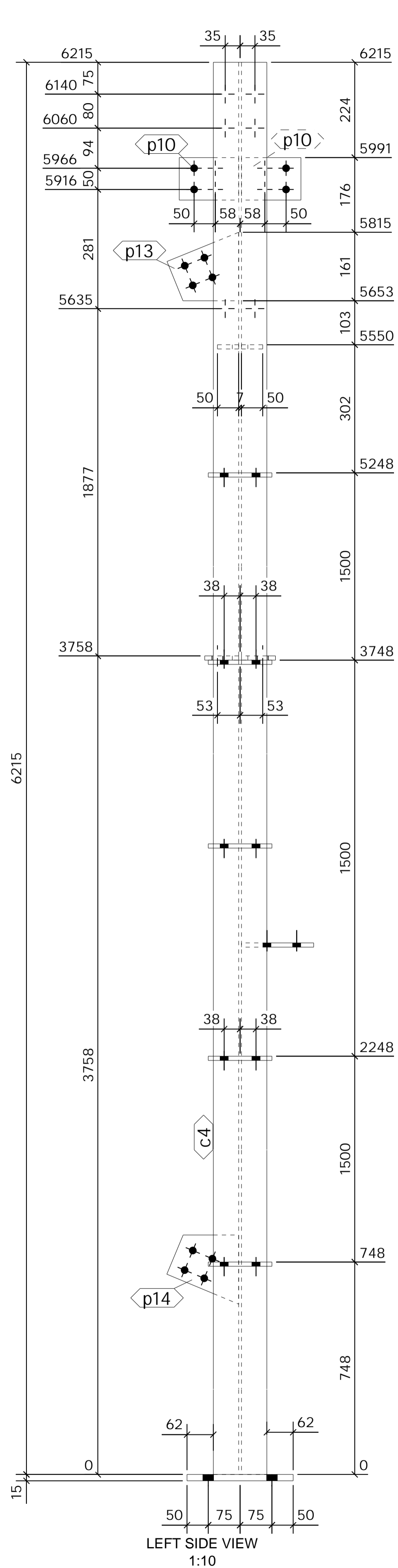
FINISH S.B. & PRIME  
 LOT 0 QTY 3  
 PHASE 1 QTY 3

FABRICATION STATUS	
Sawn by: _____	Date: _____
Fabricated by: _____	Date: _____
Welded by: _____	Date: _____
Loaded by: _____	Date: _____
Checked by: _____	Date: _____

MARK	DESCRIPTION	CREATED	CHECKED
A	ISSUED FOR APPROVAL	PCS 22.10.2022	SK 22.10.2022

**CLIENT:** Block E Faverdale West  
**DATE CREATED:** 13.10.2022  
**PROJECT:** Block E Faverdale West  
**DRAWN BY:** PCS  
**CONTRACT NO:** 432-22  
**DRAWING NO:** [CL.4]  
**REV:** A

ASSEMBLY / SUB ASSEMBLY STATUS
3 THIS IS IT'S OWN ASSEMBLY



SHOP MATERIAL LIST FOR 1 ASSEMBLY						
Mark	Size	Grade	No.	Length (mm)	Area (m) <sup>2</sup>	Weight (kg)
c4	UB356*127*39	S275	1	6215	7.453	238.5
p1	FLT10*50	S275	2	332	0.080	2.6
p3	FLT10*80	S275	2	80	0.031	1.0
p10	FLT10*100	S275	2	140	0.066	2.2
p13	PLT10*149.4	S275	1	182	0.045	1.5
p14	PLT10*150.3	S275	1	183	0.045	1.6
p15	FLT10*150	S275	1	170	0.057	2.0
p21	FLT15*250	S275	1	550	0.299	16.2
p25	FLT10*150	S275	4	160	0.216	7.5
p27	FLT10*150	S275	1	160	0.054	1.9
<b>Total</b>					<b>8.348</b>	<b>274.9</b>

**GENERAL NOTES**

All Holes to be 22 Dia UNO Slot hole length is to outside  
 All Welds to be 6 FW. UNO

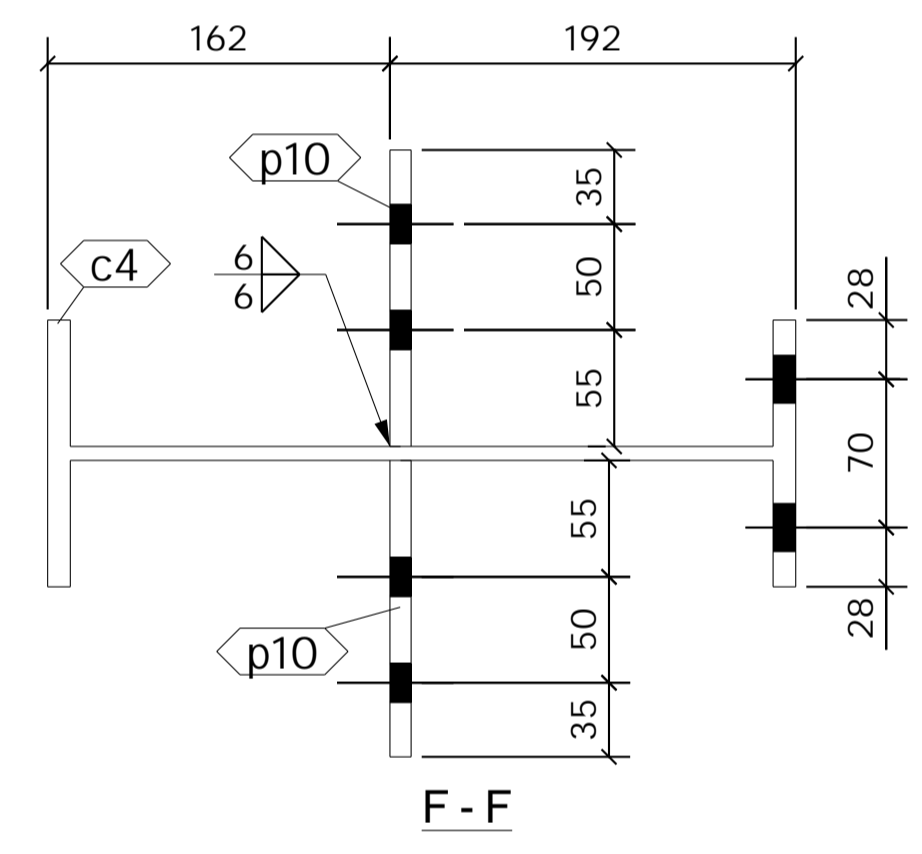
All Steelwork Manufactured to:  
 BS EN 1090-2: Execution Class **EXC2** U.N.O.

FINISH **S.B. & PRIME**

LOT	0	QTY	1
PHASE	1	QTY	1

**FABRICATION STATUS**

Sawn by: \_\_\_\_\_ Date: \_\_\_\_\_  
 Fabricated by: \_\_\_\_\_ Date: \_\_\_\_\_  
 Welded by: \_\_\_\_\_ Date: \_\_\_\_\_  
 Loaded by: \_\_\_\_\_ Date: \_\_\_\_\_  
 Checked by: \_\_\_\_\_ Date: \_\_\_\_\_

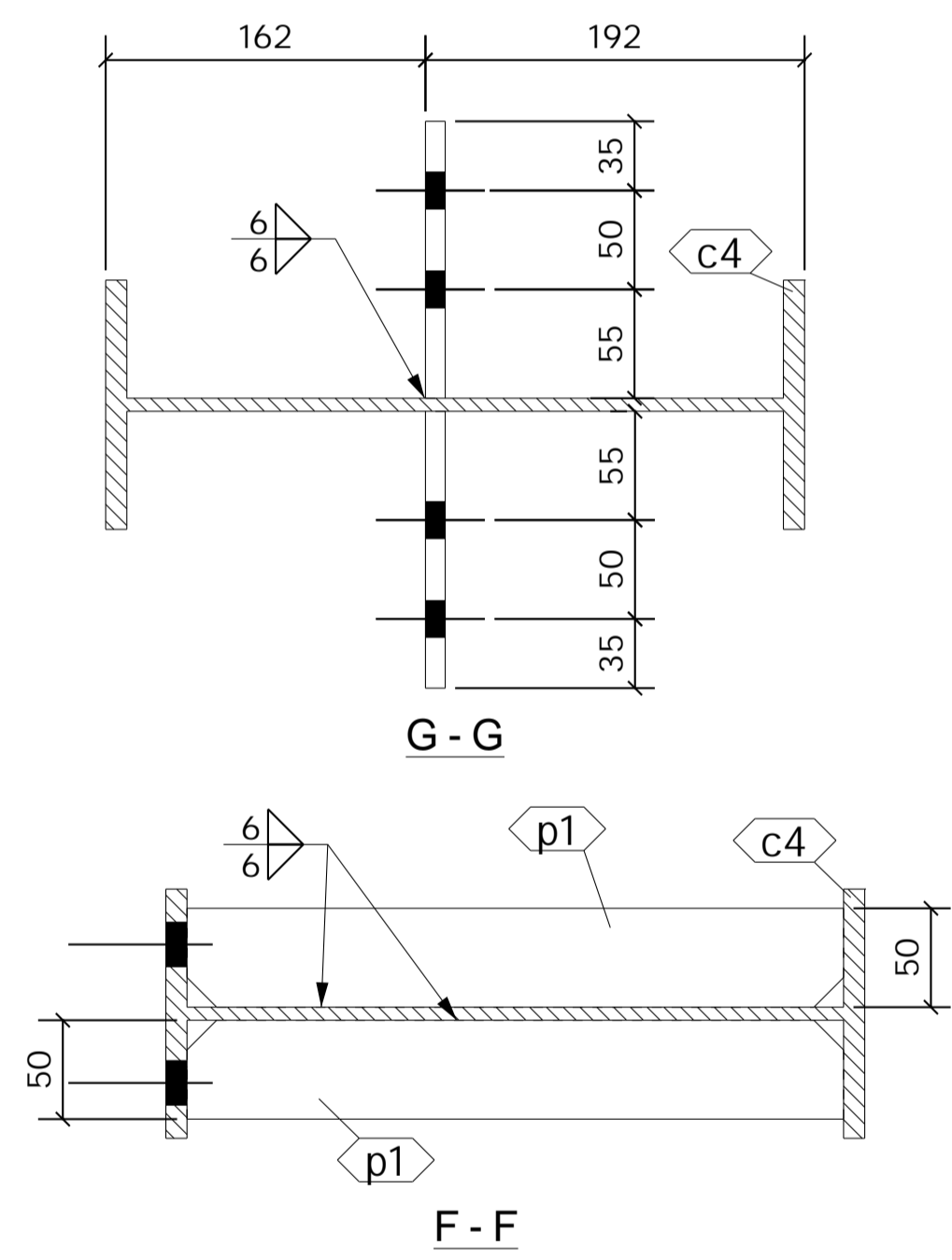
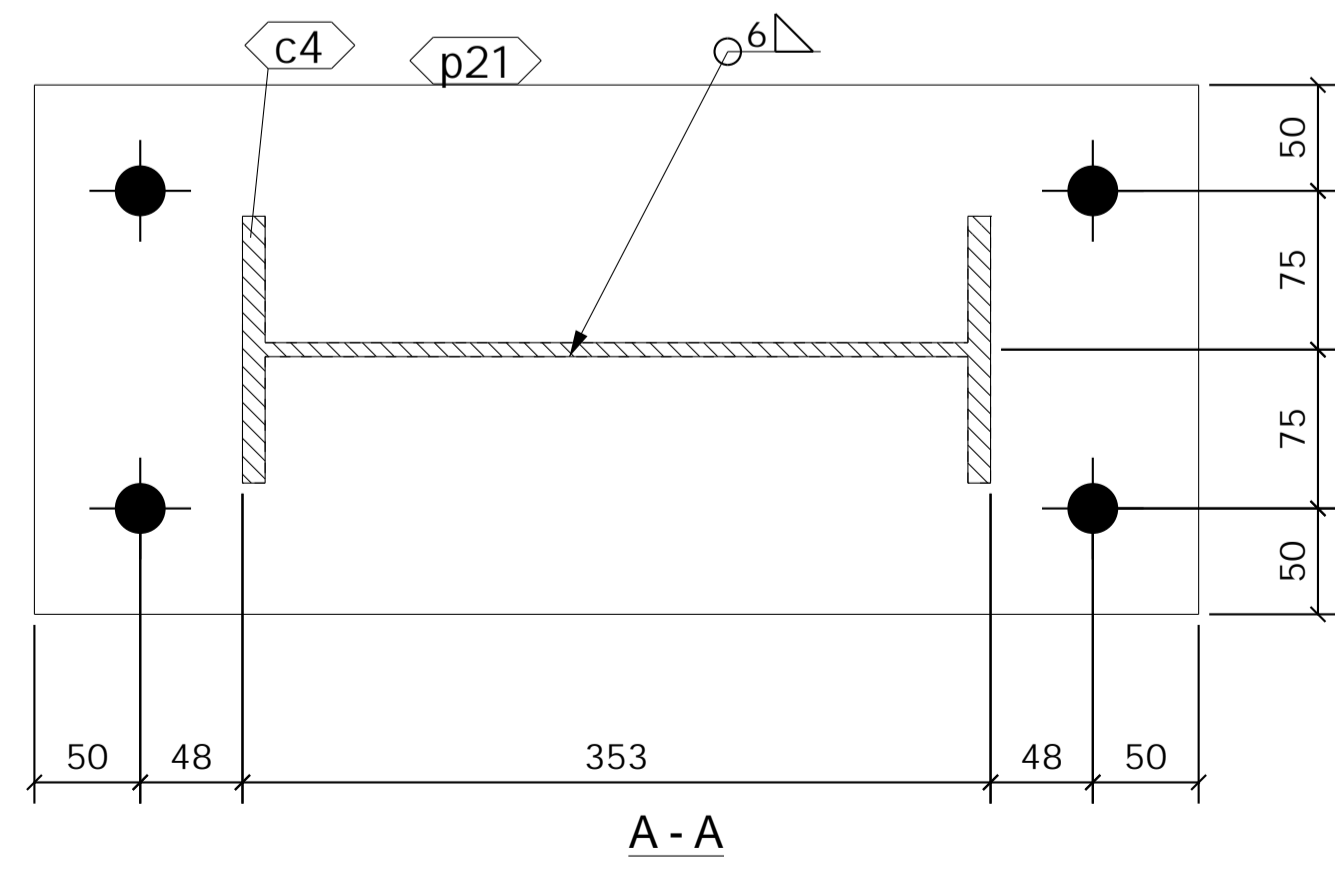
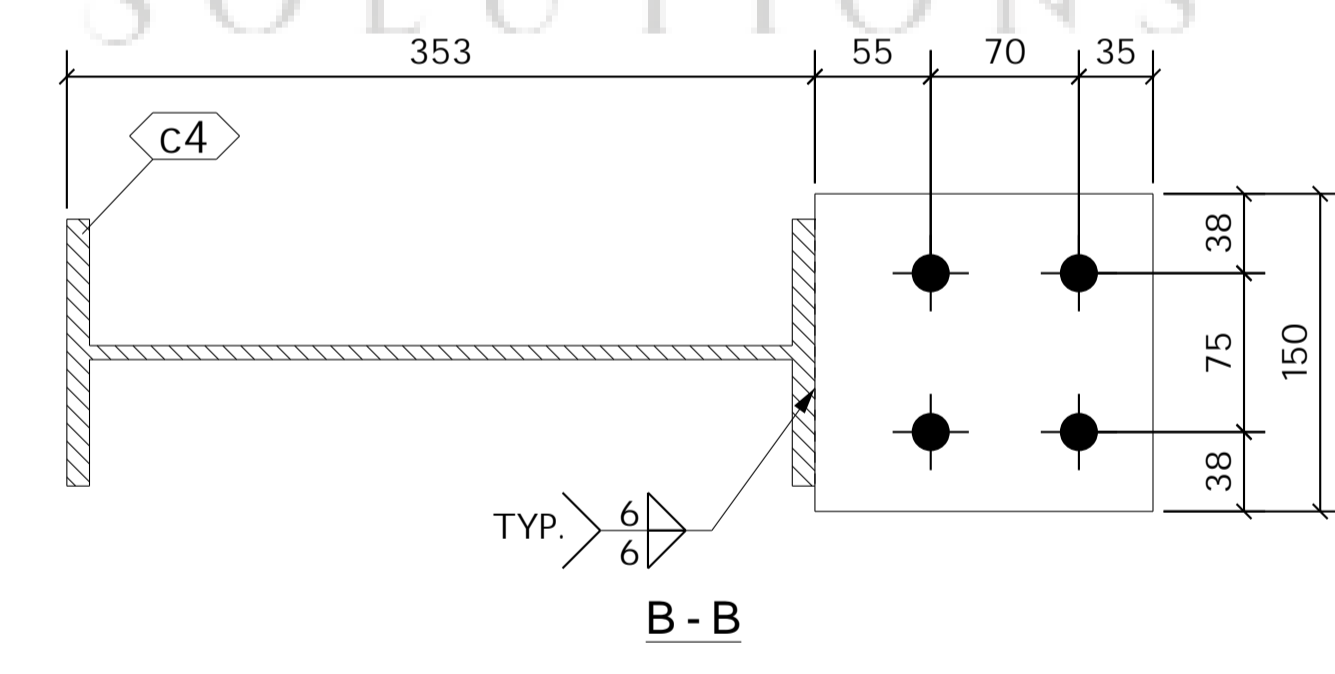
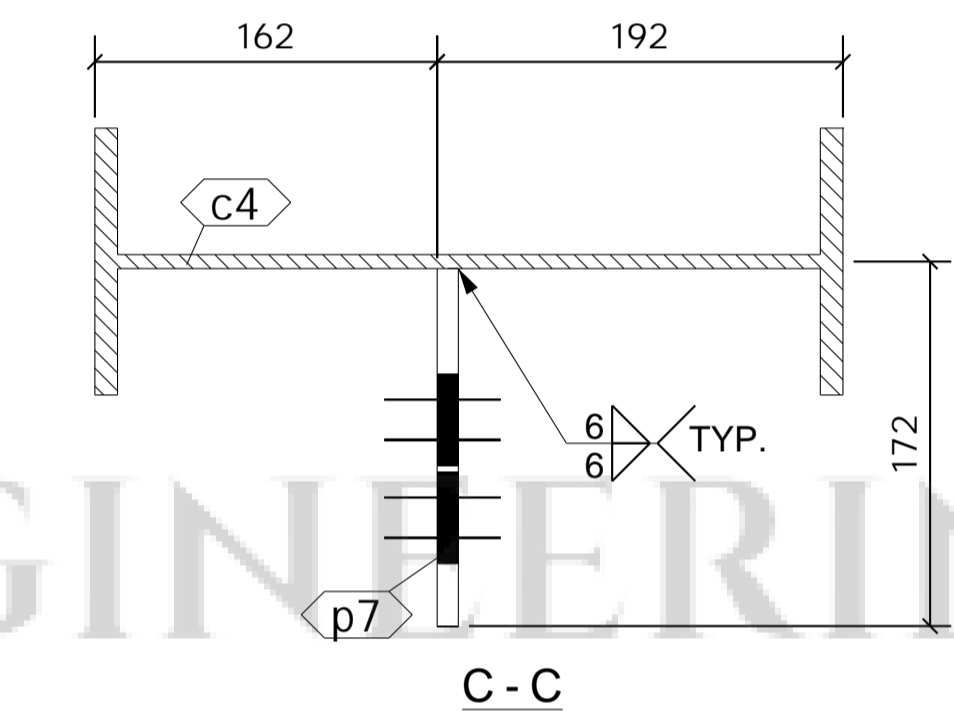
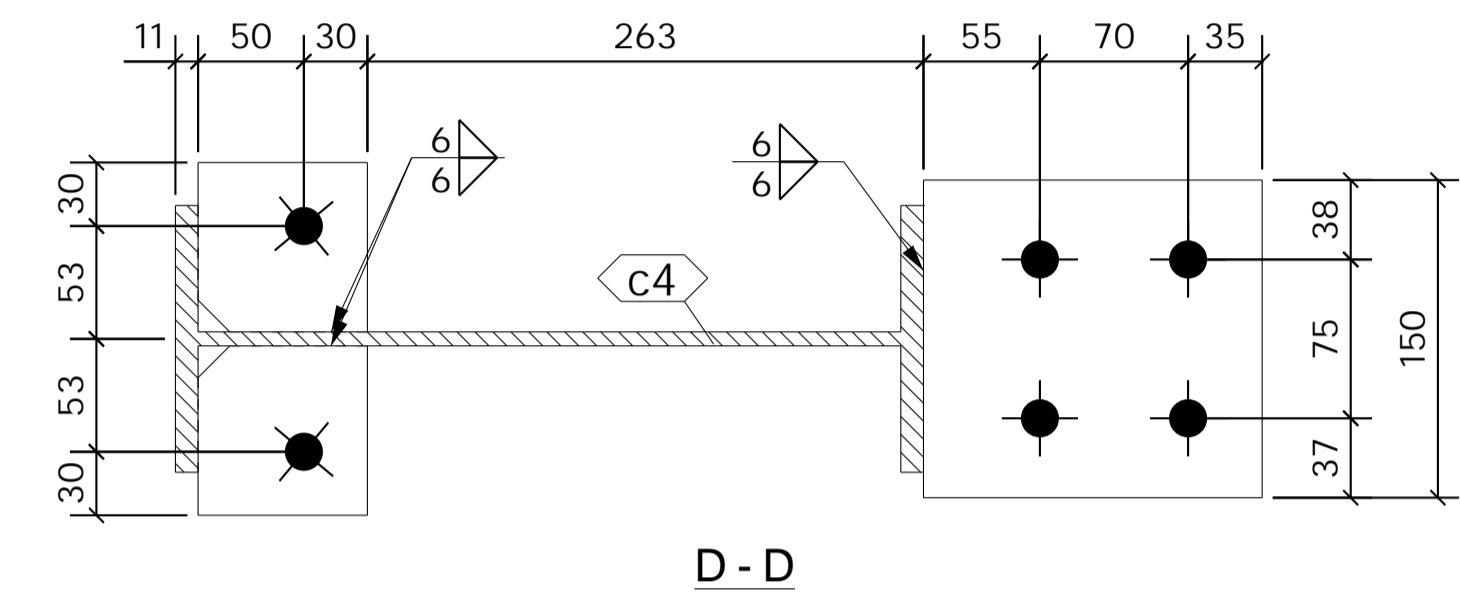
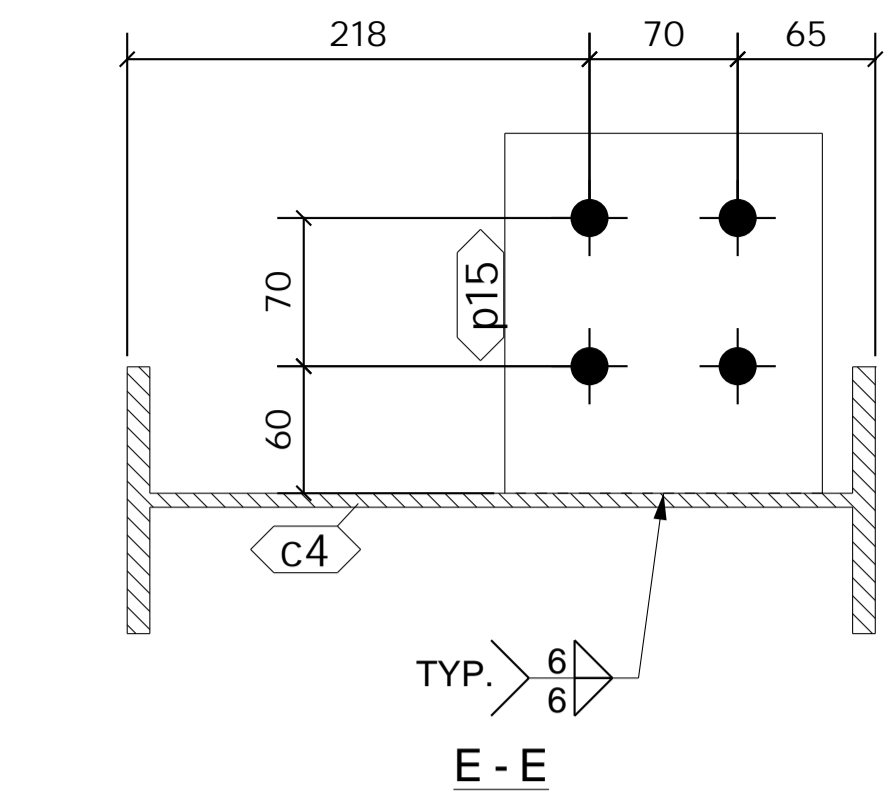
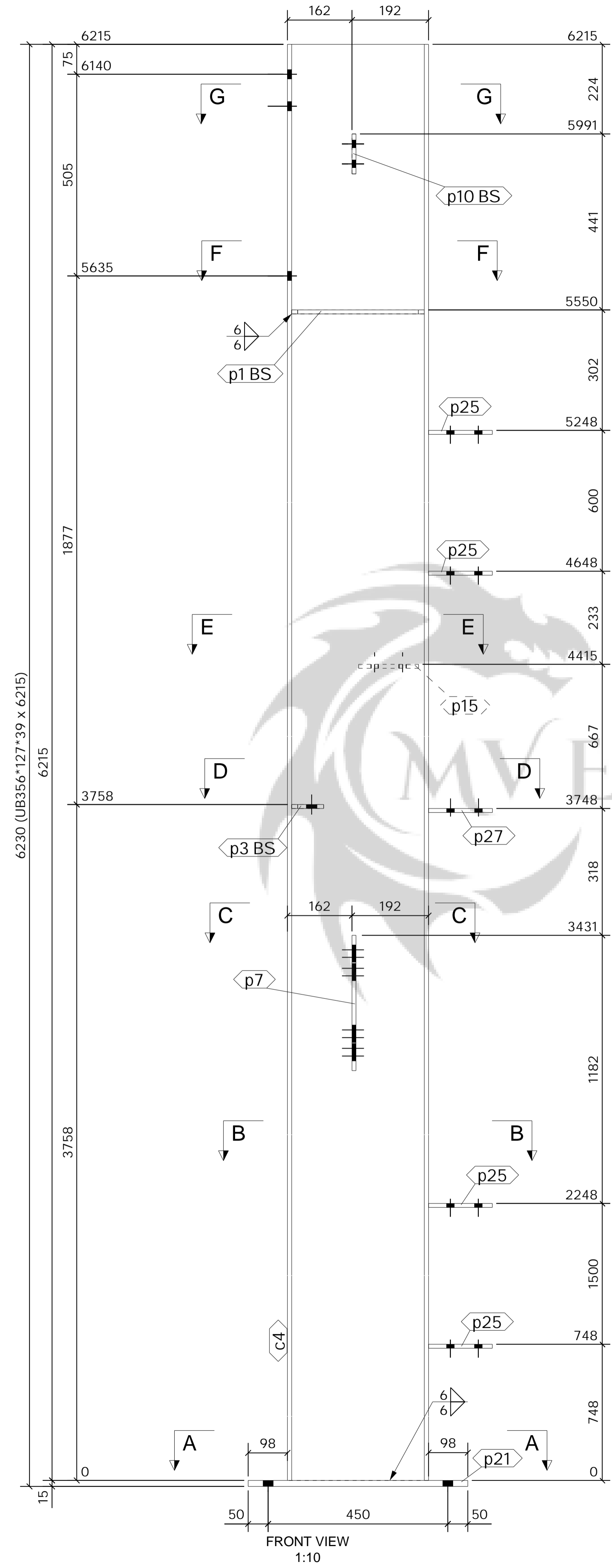
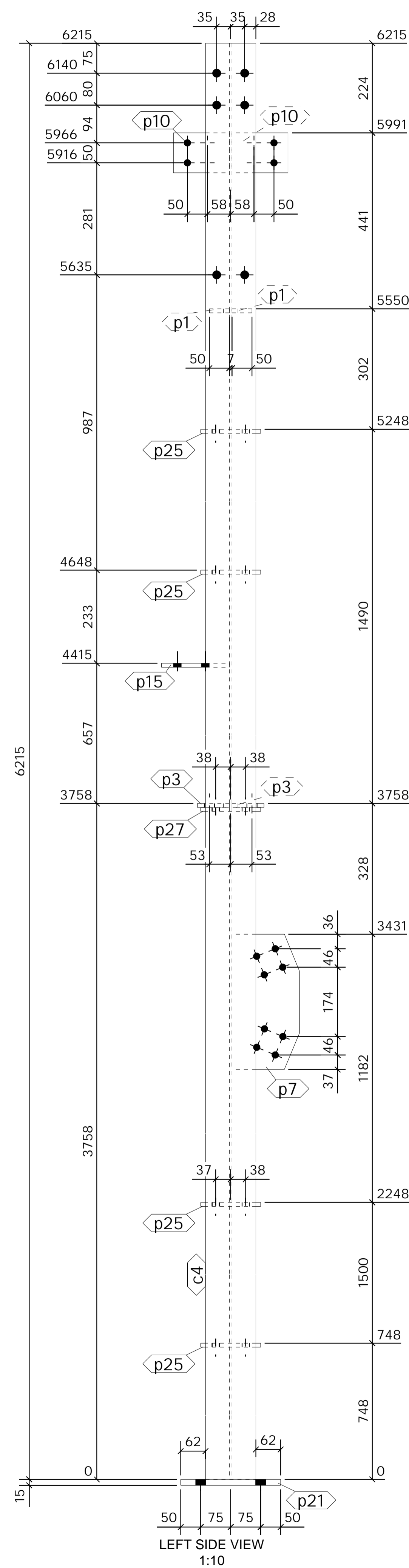


1 No. COLUMN REQUIRED AS DRAWN MARKED CL5

ASSEMBLY / SUB ASSEMBLY STATUS
1 THIS IS IT'S OWN ASSEMBLY

REV	DESCRIPTION	By	Date	By	Date
A	ISSUED FOR APPROVAL	PCS	22.10.2022	SK	22.10.2022
MARK	DESCRIPTION	CREATED	CHECKED		

**CLIENT:** Block E Faverdale West  
**DATE CREATED:** 13.10.2022  
**PROJECT:** Block E Faverdale West  
**DRAWN BY:** PCS  
**CONTRACT NO:** 432-22  
**DRAWING NO:** [CL.5]  
**REV:** A



SHOP MATERIAL LIST FOR 1 ASSEMBLY						
Mark	Size	Grade	No.	Length (mm)	Area (m <sup>2</sup> )	Weight (kg)
c4	UB356*127*39	S275	1	6215	7.453	238.5
p1	FLT10*50	S275	2	332	0.080	2.6
p3	FLT10*80	S275	2	80	0.031	1.0
p7	PLT10*169.2	S275	1	339	0.117	4.2
p10	FLT10*100	S275	2	140	0.066	2.2
p15	FLT10*150	S275	1	170	0.057	2.0
p21	FLT15*250	S275	1	550	0.299	16.2
p25	FLT10*150	S275	4	160	0.216	7.5
p27	FLT10*150	S275	1	160	0.054	1.9
<b>Total</b>					<b>8.374</b>	<b>276.0</b>

**GENERAL NOTES**

All Holes to be 22 Dia UNO Slot hole length is to outside

All Welds to be 6 FW. UNO

All Steelwork Manufactured to: BS EN 1090-2: Execution Class EXC2 U.N.O.

FINISH S.B. & PRIME

LOT	0	QTY	1
PHASE	1	QTY	1

**FABRICATION STATUS**

Sawn by: \_\_\_\_\_ Date: \_\_\_\_\_

Fabricated by: \_\_\_\_\_ Date: \_\_\_\_\_

Welded by: \_\_\_\_\_ Date: \_\_\_\_\_

Loaded by: \_\_\_\_\_ Date: \_\_\_\_\_

Checked by: \_\_\_\_\_ Date: \_\_\_\_\_

MV ENGINEERING SOLUTIONS

1 No. COLUMN REQUIRED AS DRAWN MARKED CL6

ASSEMBLY / SUB ASSEMBLY STATUS	
1	THIS IS IT'S OWN ASSEMBLY

REV	DESCRIPTION	ISSUED FOR APPROVAL	
		By	Date
A		PCS	22.10.2022
SK		SK	22.10.2022
MARK	DESCRIPTION	CREATED	CHECKED

**CLIENT:** Block E Faverdale West

**DATE CREATED:** 13.10.2022

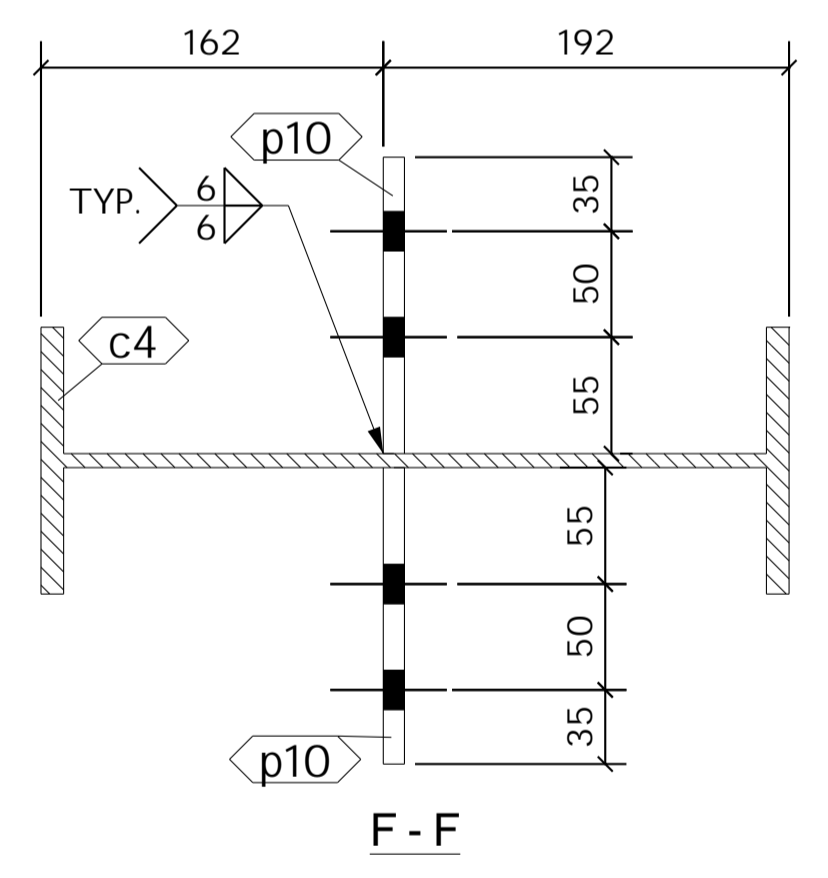
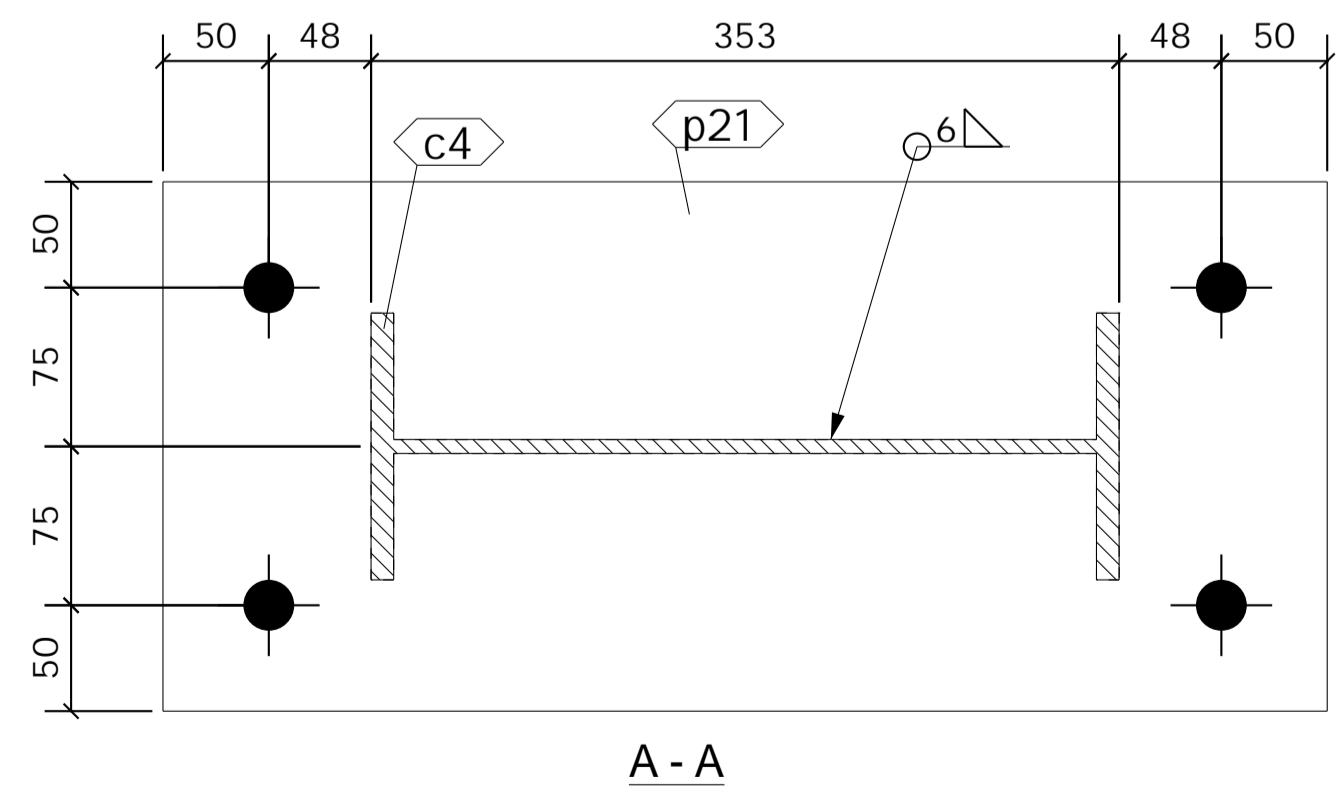
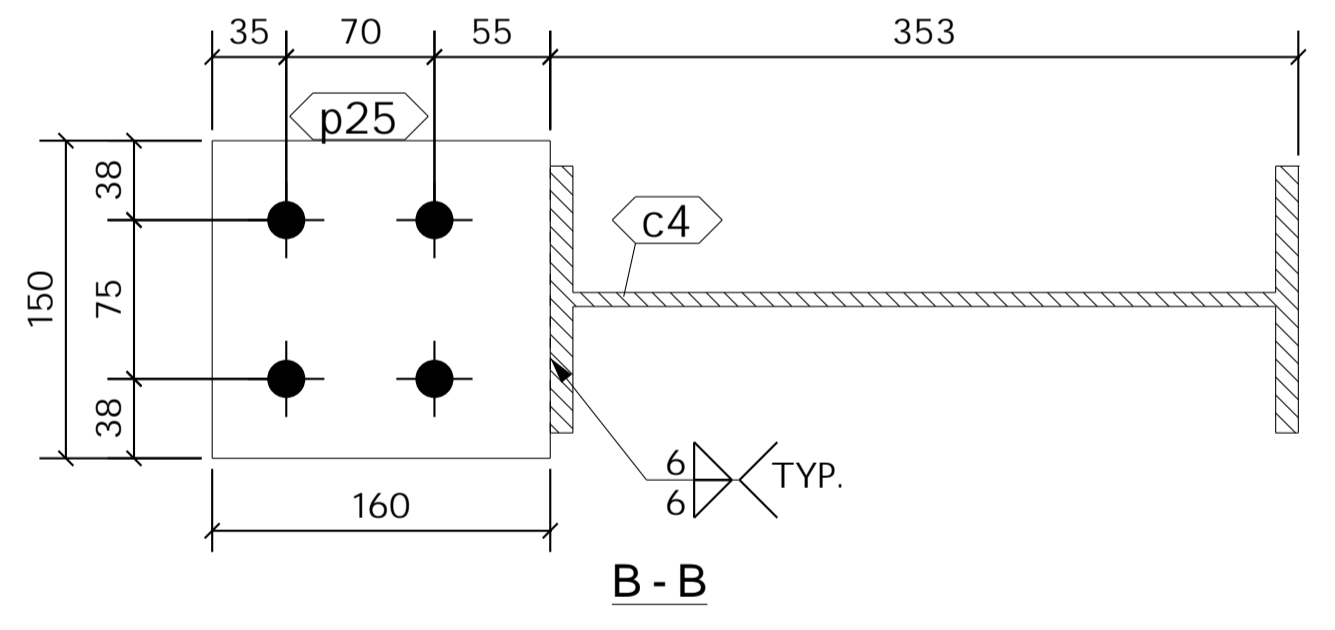
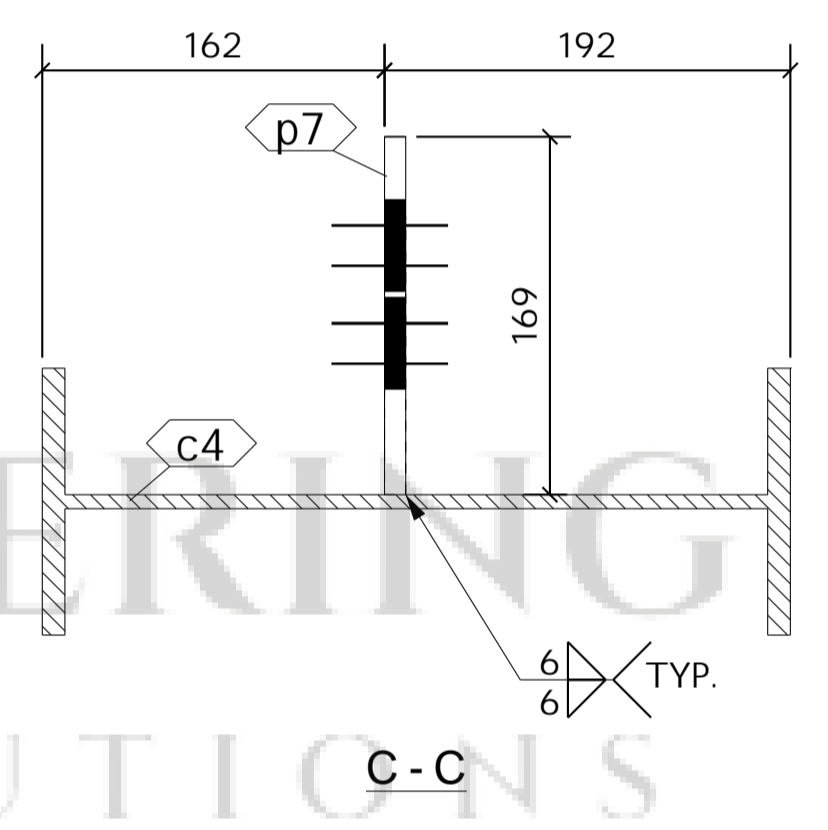
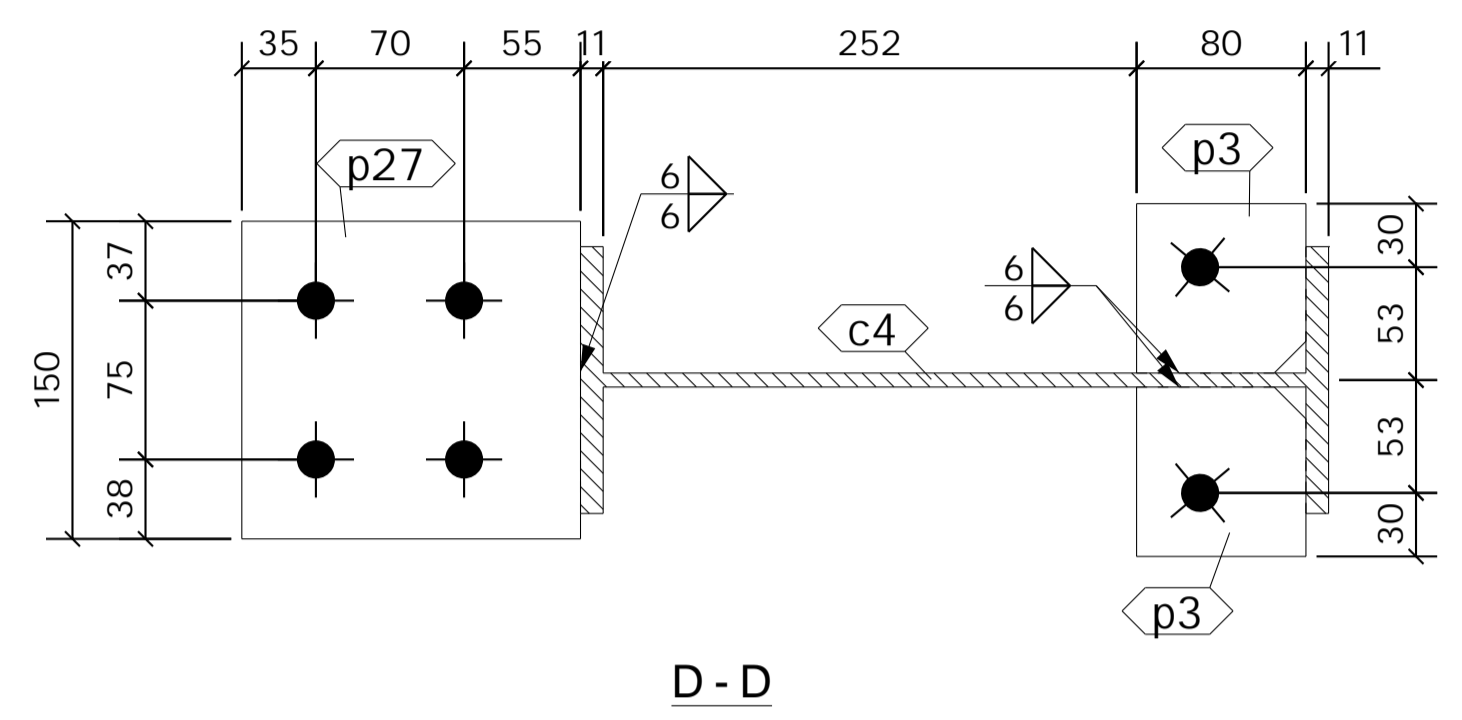
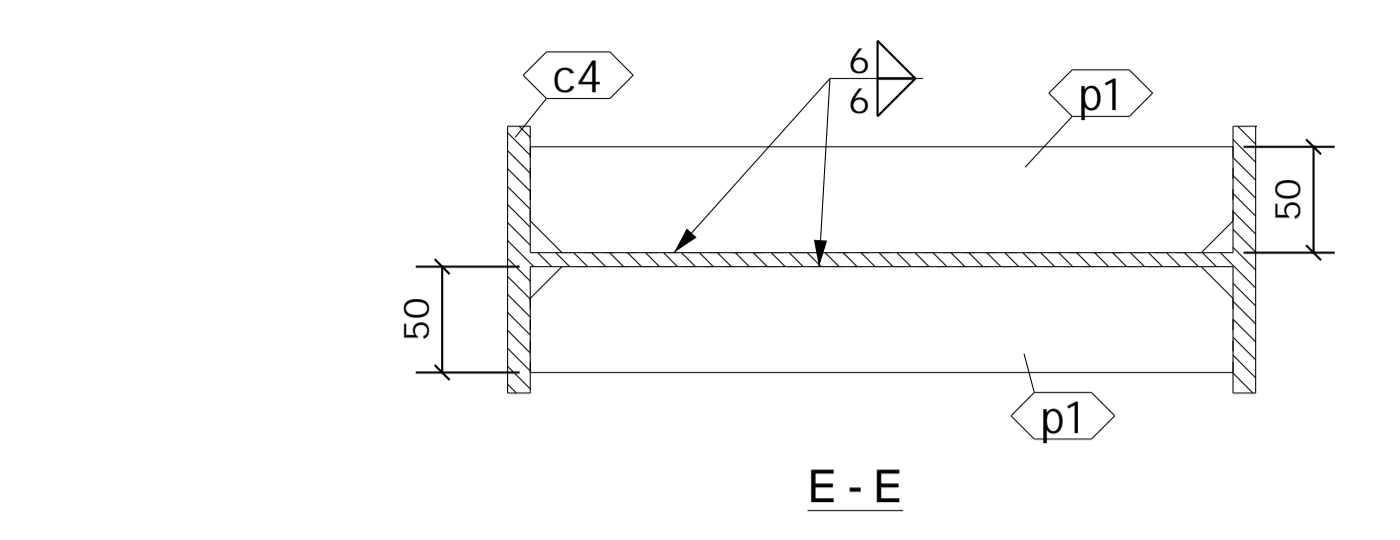
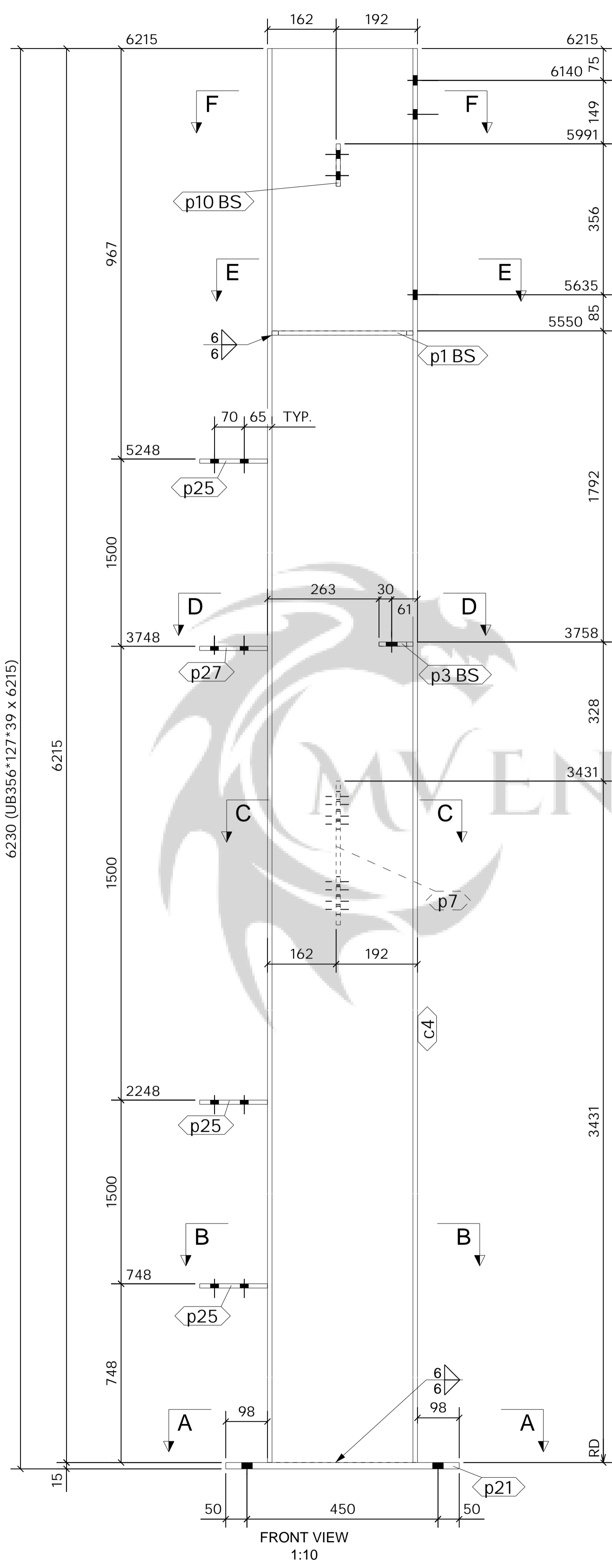
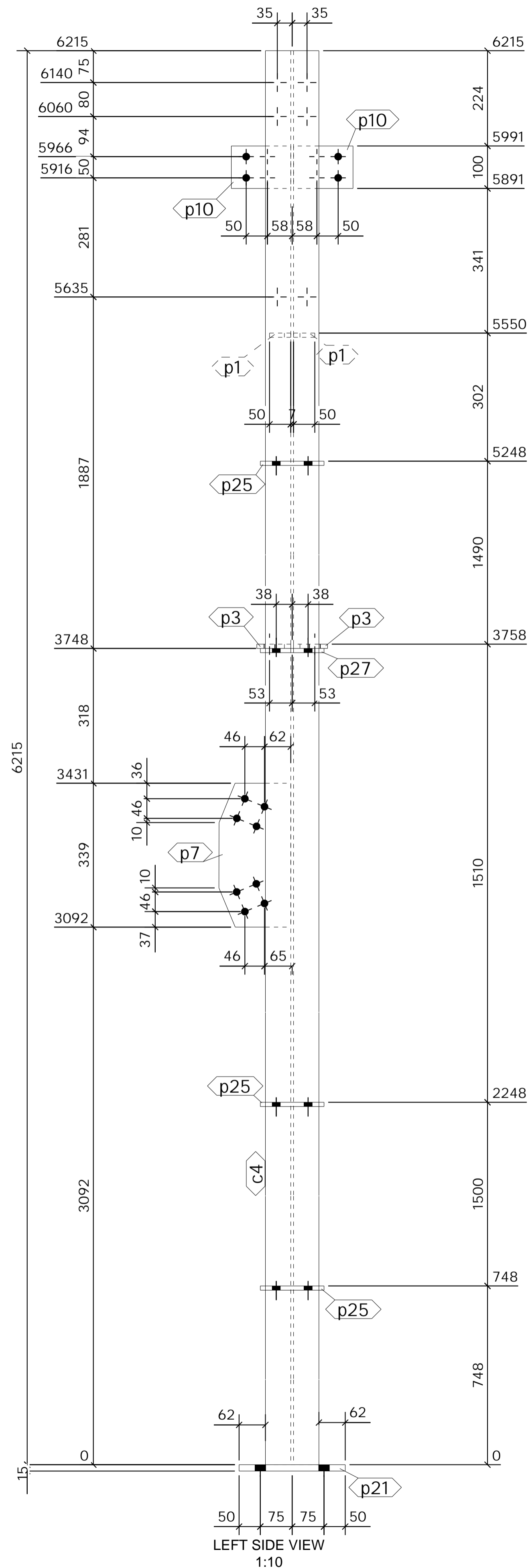
**PROJECT:** Block E Faverdale West

**DRAWN BY:** PCS

**CONTRACT NO:** 432-22

**DRAWING NO:** [CL.6]

**REV:** A



SHOP MATERIAL LIST FOR 1 ASSEMBLY						
Mark	Size	Grade	No.	Length (mm)	Area (m) <sup>2</sup>	Weight (kg)
c4	UB356*127*39	S275	1	6215	7.453	238.5
p1	FLT10*50	S275	2	332	0.080	2.6
p3	FLT10*80	S275	2	80	0.031	1.0
p7	PLT10*169.2	S275	1	339	0.117	4.2
p10	FLT10*100	S275	2	140	0.066	2.2
p21	FLT15*250	S275	1	550	0.299	16.2
p25	FLT10*150	S275	3	160	0.162	5.6
p27	FLT10*150	S275	1	160	0.054	1.9
<b>Total</b>					<b>8.263</b>	<b>272.1</b>

**GENERAL NOTES**

All Holes to be **22 Dia UNO** Slot hole length is to outside

All Welds to be **6 FW. UNO**

All Steelwork Manufactured to:  
BS EN 1090-2: Execution Class **EXC2** U.N.O.

FINISH **S.B. & PRIME**

LOT **0** QTY **1**

PHASE **1** QTY **1**

**FABRICATION STATUS**

Sawn by: \_\_\_\_\_ Date: \_\_\_\_\_

Fabricated by: \_\_\_\_\_ Date: \_\_\_\_\_

Welded by: \_\_\_\_\_ Date: \_\_\_\_\_

Loaded by: \_\_\_\_\_ Date: \_\_\_\_\_

Checked by: \_\_\_\_\_ Date: \_\_\_\_\_

MARK	DESCRIPTION	CREATED	CHECKED
A	ISSUED FOR APPROVAL	PCS 22.10.2022	SK 22.10.2022

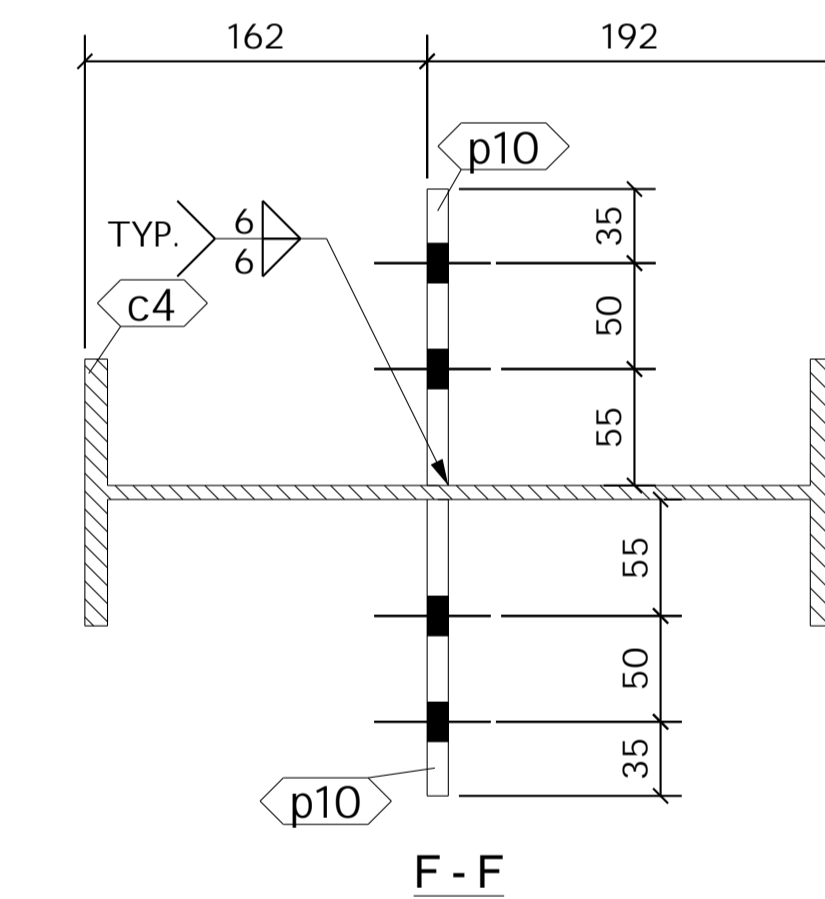
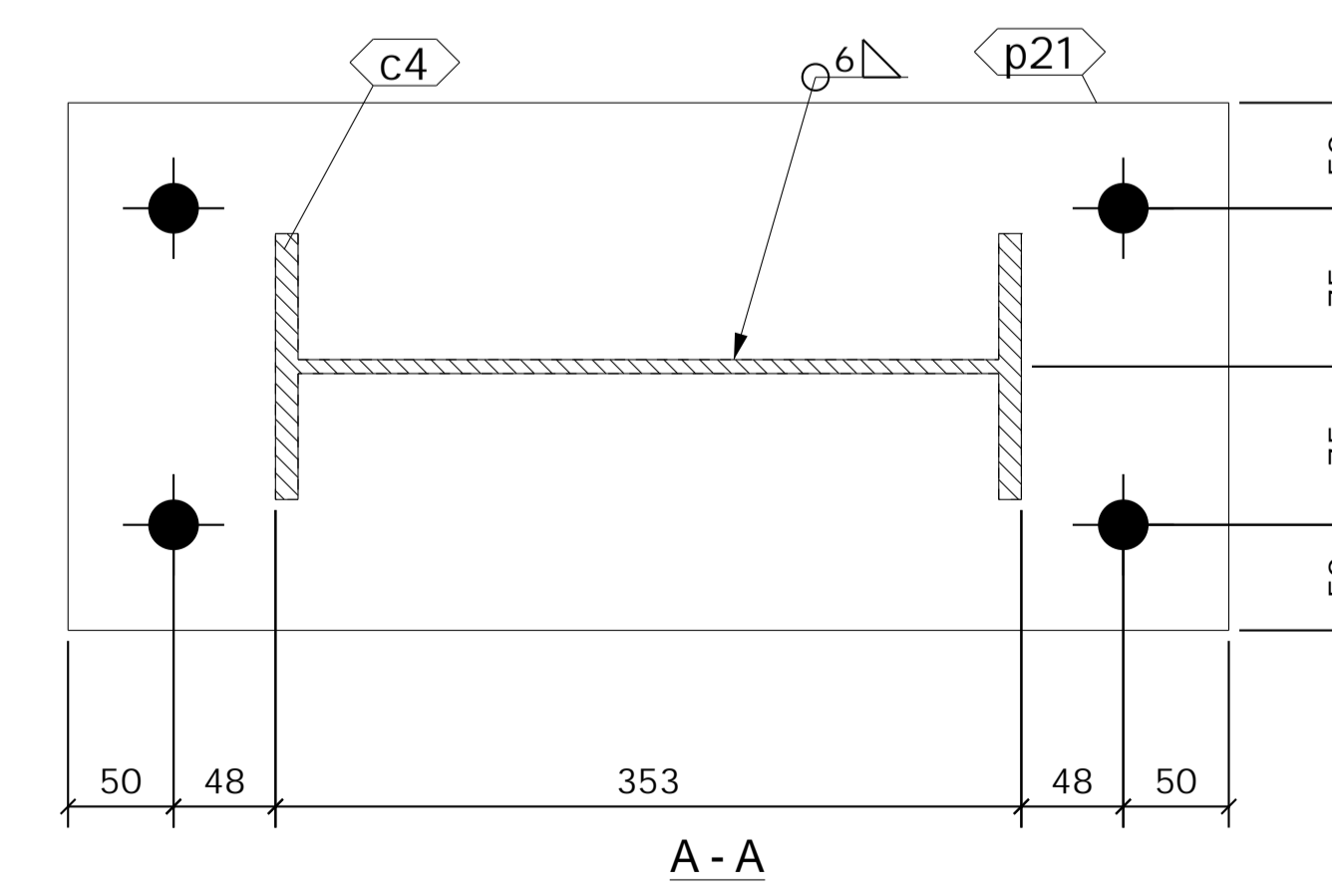
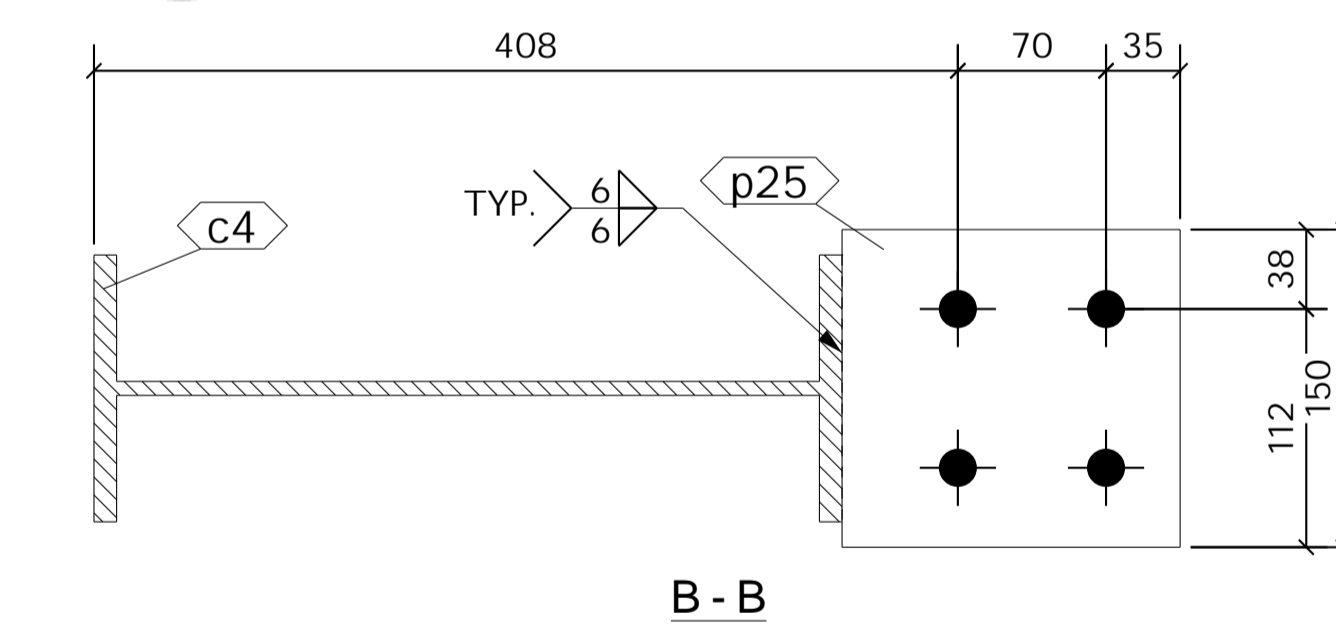
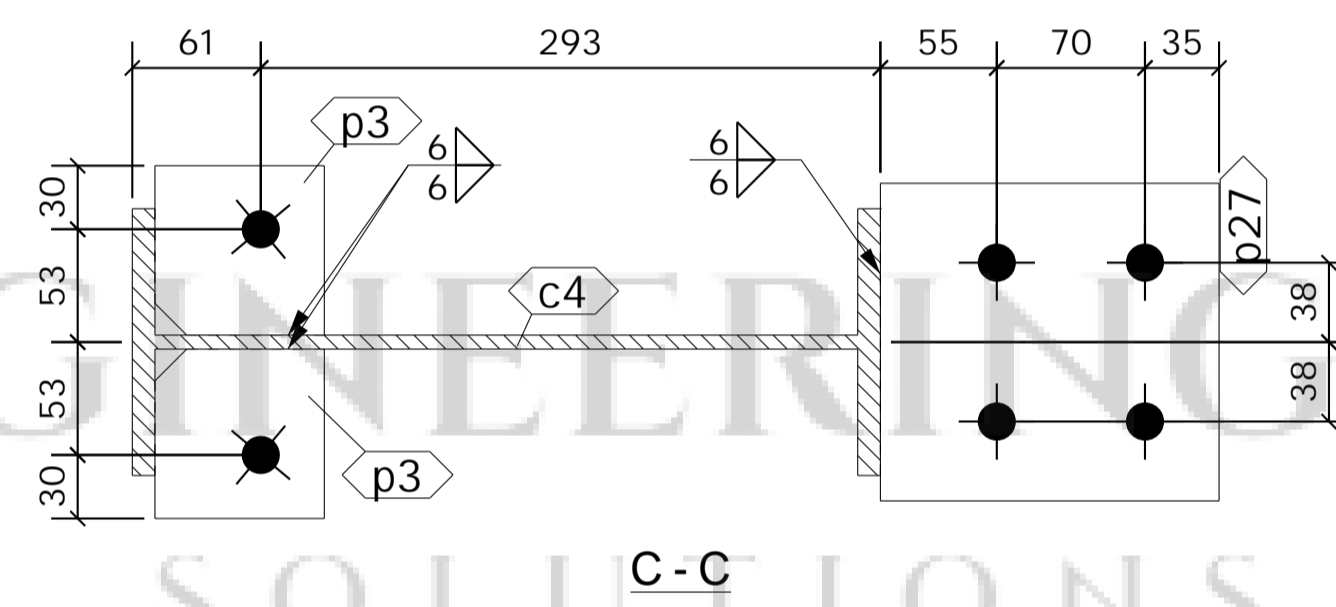
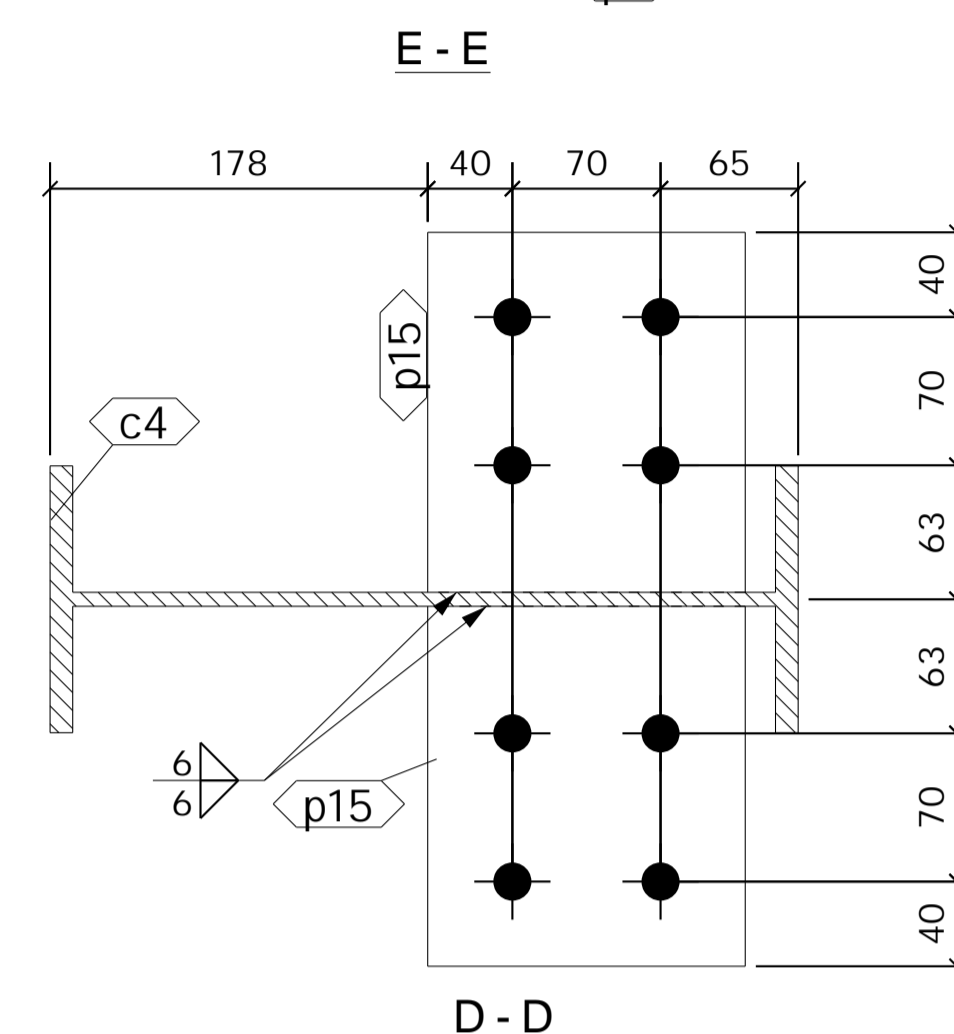
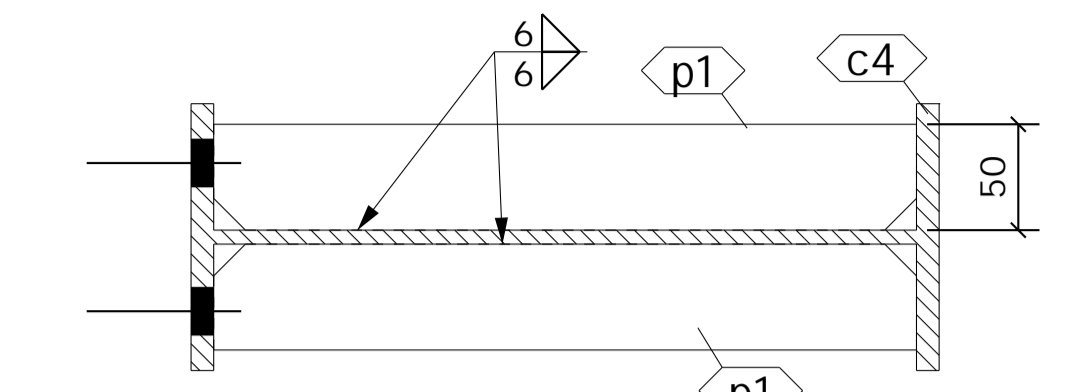
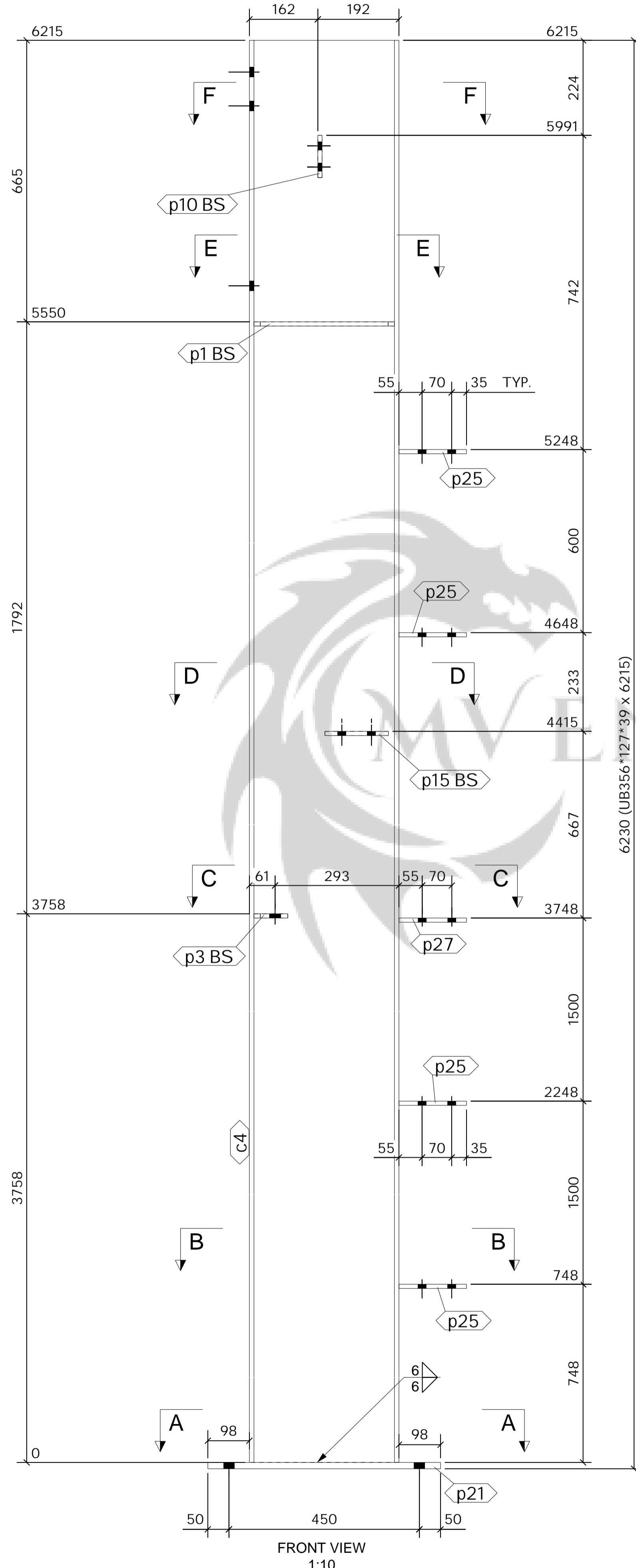
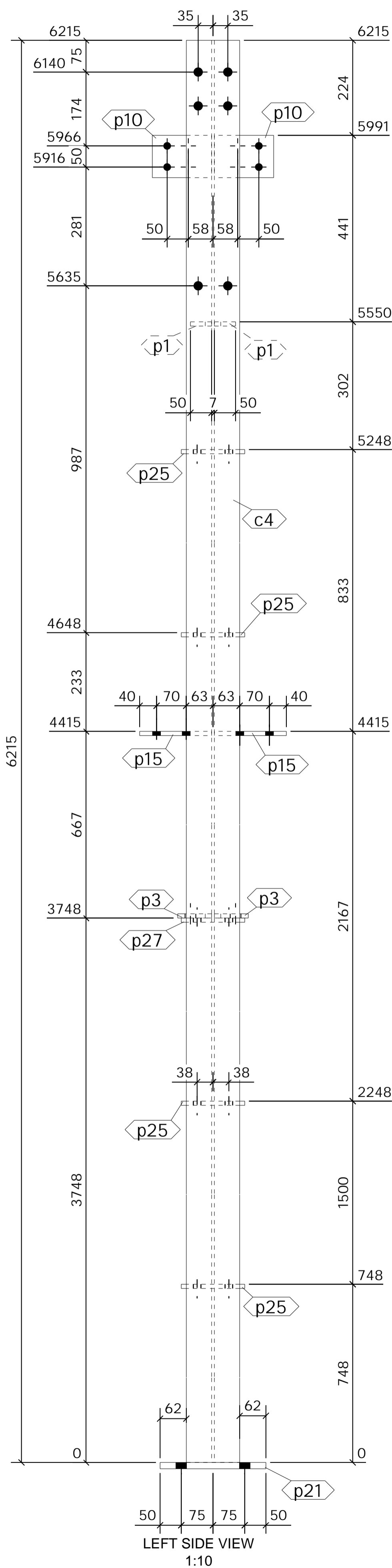
**CLIENT:** \_\_\_\_\_ **DATE CREATED:** 13.10.2022

**PROJECT:** Block E Faverdale West **DRAWN BY:** PCS

**CONTRACT NO:** 432-22 **DRAWING NO:** [CL.7] **REV:** A

1 No. COLUMN REQUIRED AS DRAWN MARKED CL7

ASSEMBLY / SUB ASSEMBLY STATUS
1 THIS IS IT'S OWN ASSEMBLY



SHOP MATERIAL LIST FOR 1 ASSEMBLY						
Mark	Size	Grade	No.	Length (mm)	Area (m) <sup>2</sup>	Weight (kg)
c4	UB356*127*39	S275	1	6215	7.453	238.5
p1	FLT10*50	S275	2	332	0.080	2.6
p3	FLT10*80	S275	2	80	0.031	1.0
p10	FLT10*100	S275	2	140	0.066	2.2
p15	FLT10*150	S275	2	170	0.115	4.0
p21	FLT15*250	S275	1	550	0.299	16.2
p25	FLT10*150	S275	4	160	0.216	7.5
p27	FLT10*150	S275	1	160	0.054	1.9
<b>Total</b>					<b>8.315</b>	<b>273.8</b>

**GENERAL NOTES**

All Holes to be **22 Dia UNO** Slot hole length is to outside

All Welds to be **6 FW. UNO**

All Steelwork Manufactured to:  
BS EN 1090-2: Execution Class **EXC2** U.N.O.

FINISH **S.B. & PRIME**

LOT **0** QTY **1**

PHASE **1** QTY **1**

FABRICATION STATUS			
Sawn by:	_____	Date:	_____
Fabricated by:	_____	Date:	_____
Welded by:	_____	Date:	_____
Loaded by:	_____	Date:	_____
Checked by:	_____	Date:	_____

REV	DESCRIPTION	By	Date	By	Date
A	ISSUED FOR APPROVAL	PCS	22.10.2022	SK	22.10.2022
MARK	DESCRIPTION	CREATED	CHECKED		

**CLIENT:** Block E Faverdale West

**DATE CREATED:** 13.10.2022

**PROJECT:** Block E Faverdale West

**DRAWN BY:** PCS

**CONTRACT NO:** 432-22

**DRAWING NO:** [CL.8]

**REV:** A

1 No. COLUMN REQUIRED AS DRAWN MARKED CL8

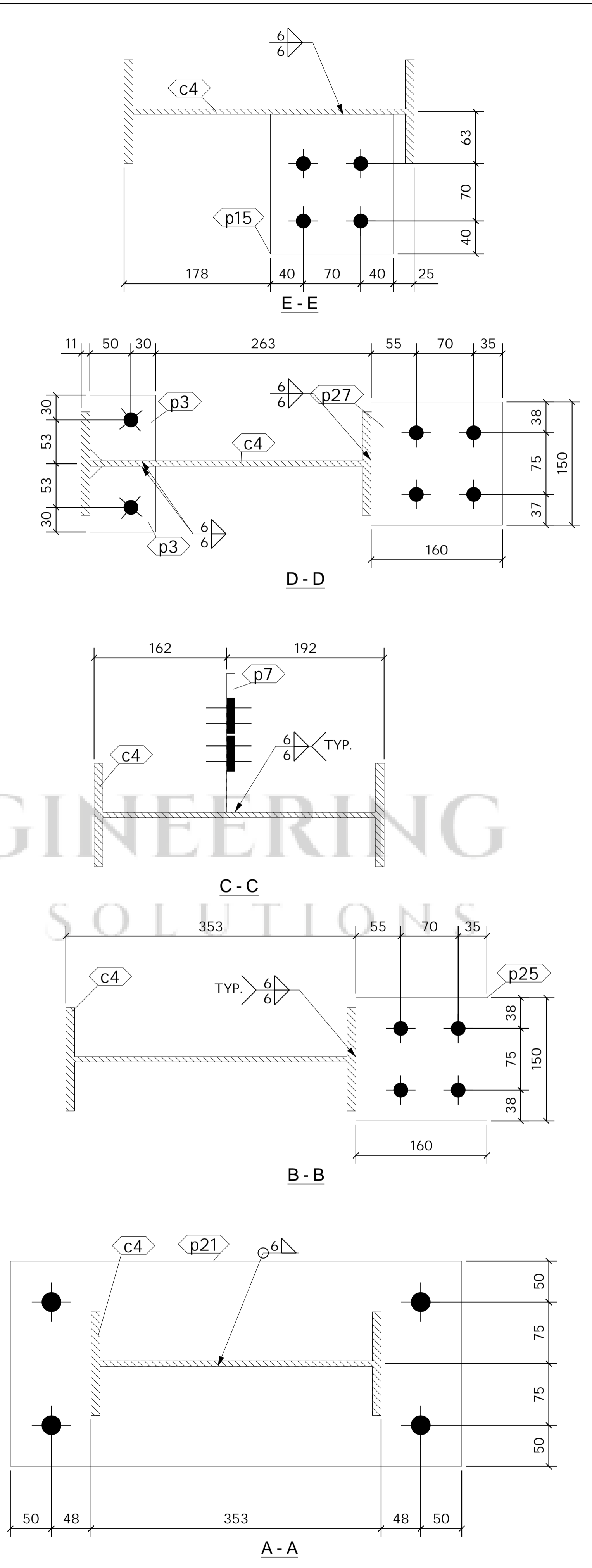
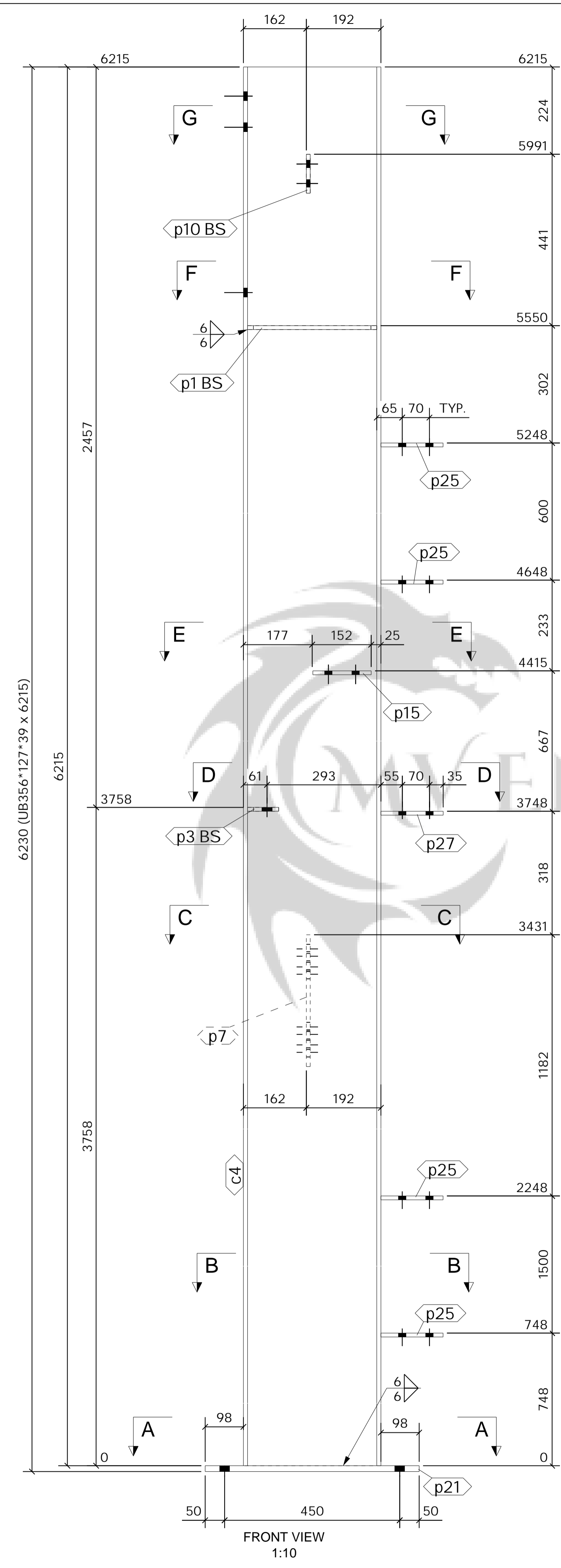
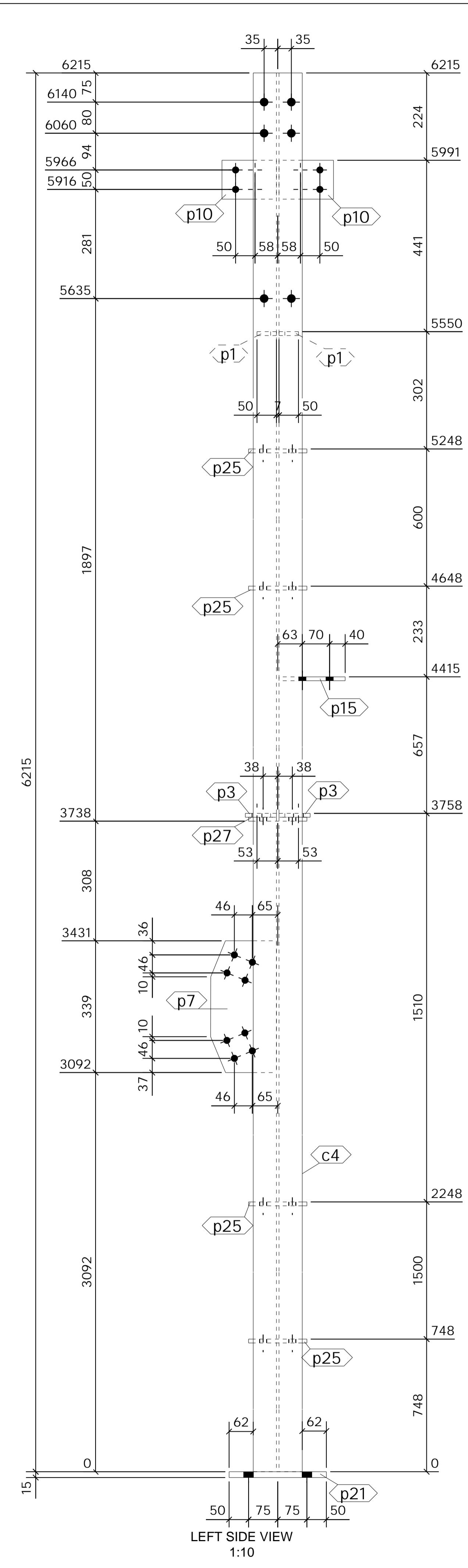
ASSEMBLY / SUB ASSEMBLY STATUS
1 THIS IS IT'S OWN ASSEMBLY











SHOP MATERIAL LIST FOR 1 ASSEMBLY						
Mark	Size	Grade	No.	Length (mm)	Area (m <sup>2</sup> )	Weight (kg)
c4	UB356*127*39	S275	1	6215	7.453	238.5
p1	FLT10*50	S275	2	332	0.080	2.6
p3	FLT10*80	S275	2	80	0.031	1.0
p7	PLT10*169.2	S275	1	339	0.117	4.2
p10	FLT10*100	S275	2	140	0.066	2.2
p15	FLT10*150	S275	1	170	0.057	2.0
p21	FLT15*250	S275	1	550	0.299	16.2
p25	FLT10*150	S275	4	160	0.216	7.5
p27	FLT10*150	S275	1	160	0.054	1.9
<b>Total</b>					<b>8.374</b>	<b>276.0</b>

**GENERAL NOTES**

All Holes to be 22 Dia UNO Slot hole length is to outside

All Welds to be 6 FW. UNO

All Steelwork Manufactured to: BS EN 1090-2: Execution Class EXC2 U.N.O.

FINISH S.B. & PRIME

LOT	0	QTY	1
PHASE	1	QTY	1

**FABRICATION STATUS**

Sawn by: \_\_\_\_\_ Date: \_\_\_\_\_

Fabricated by: \_\_\_\_\_ Date: \_\_\_\_\_

Welded by: \_\_\_\_\_ Date: \_\_\_\_\_

Loaded by: \_\_\_\_\_ Date: \_\_\_\_\_

Checked by: \_\_\_\_\_ Date: \_\_\_\_\_

ENGINEERING SOLUTIONS

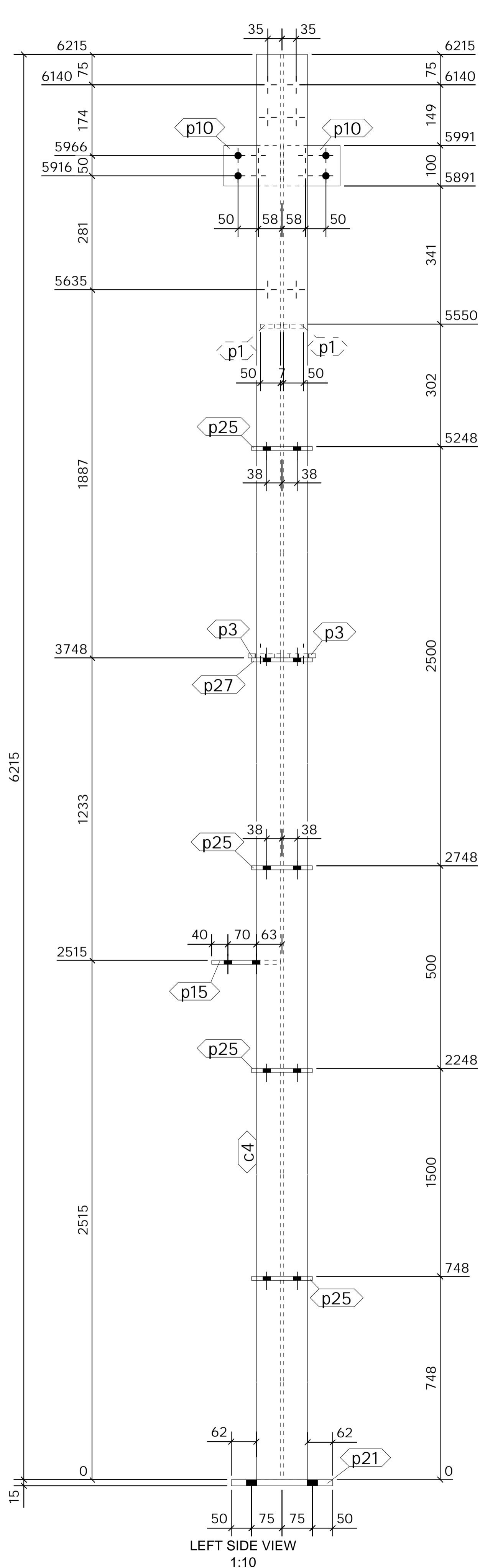
1 No. COLUMN REQUIRED AS DRAWN MARKED CL12

ASSEMBLY / SUB ASSEMBLY STATUS
1 THIS IS IT'S OWN ASSEMBLY


ISSUED FOR APPROVAL	By	Date	By	Date
A	PCS	22.10.2022	SK	22.10.2022
REV				
MARK	DESCRIPTION	CREATED	CHECKED	

**CLIENT:** Block E Faverdale West  
**DATE CREATED:** 13.10.2022  
**PROJECT:** Block E Faverdale West  
**DRAWN BY:** PCS  
**CONTRACT NO:** 432-22  
**DRAWING NO:** [CL.12]  
**REV:** A

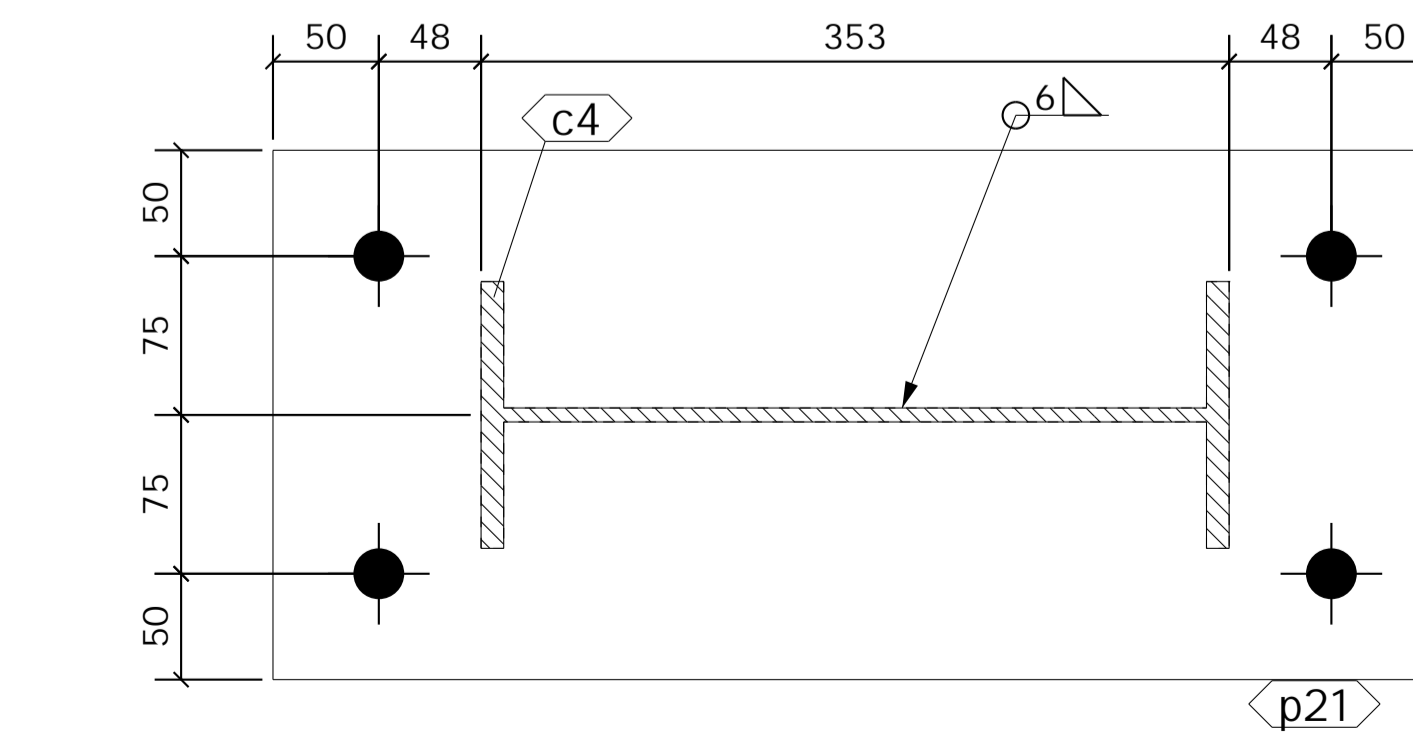
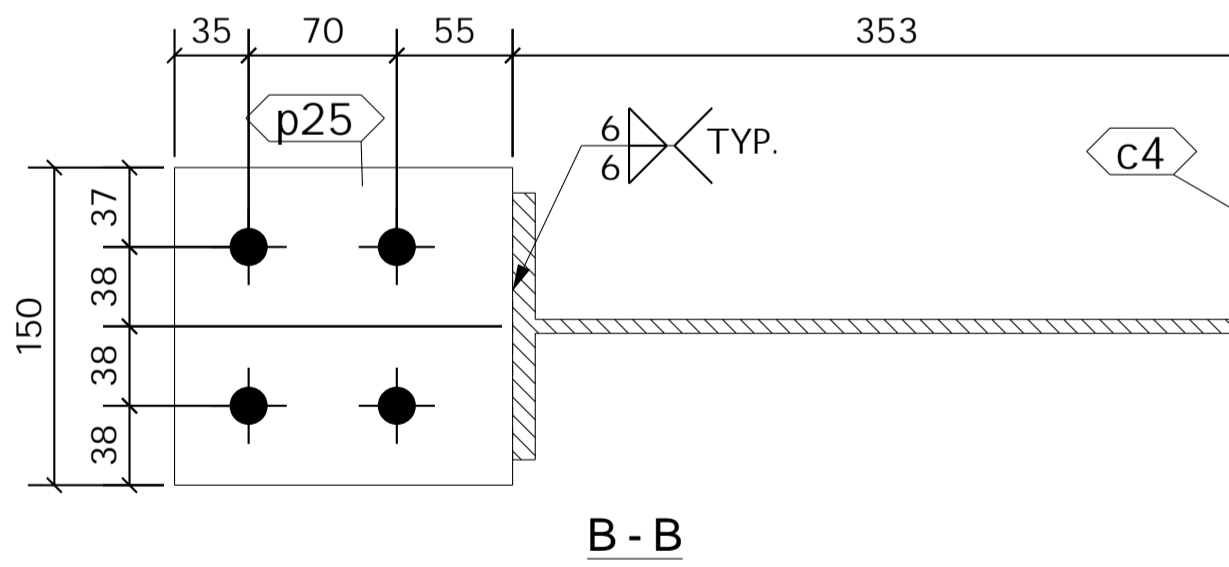
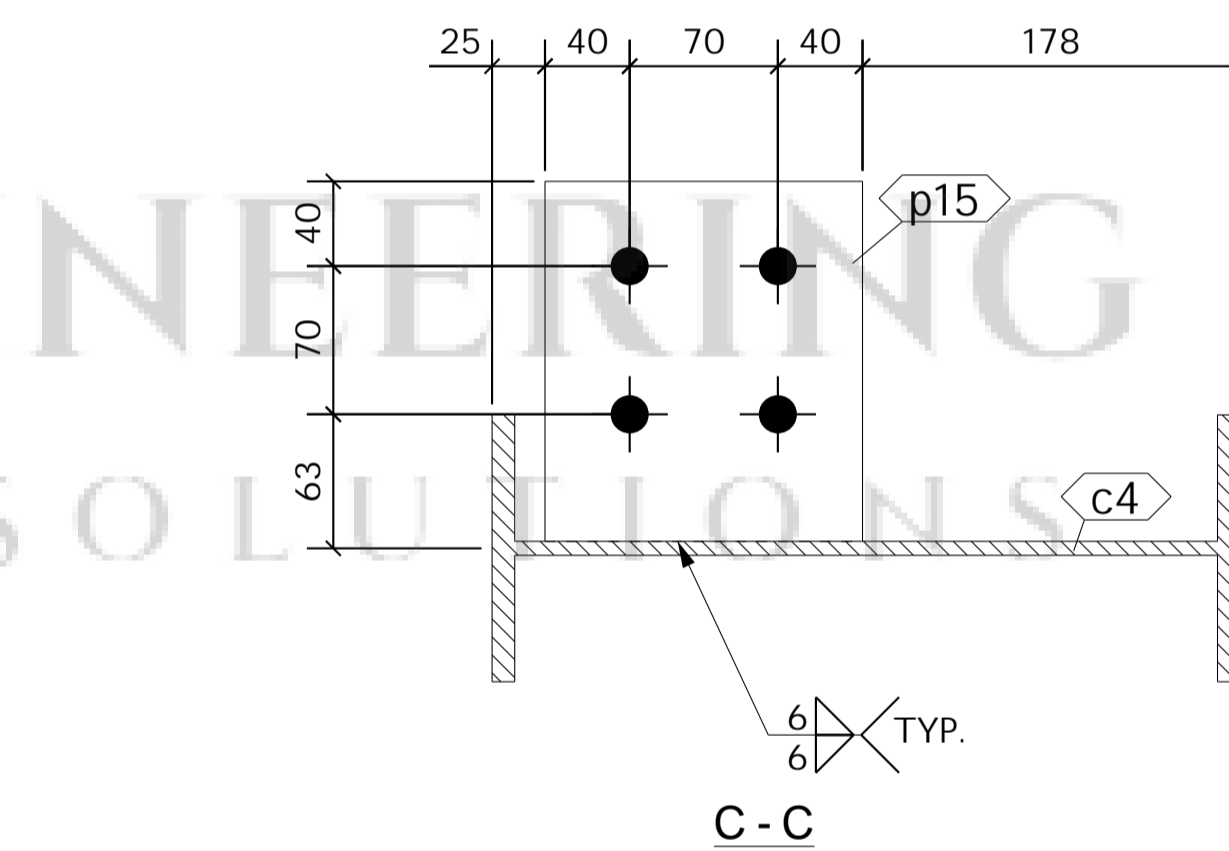
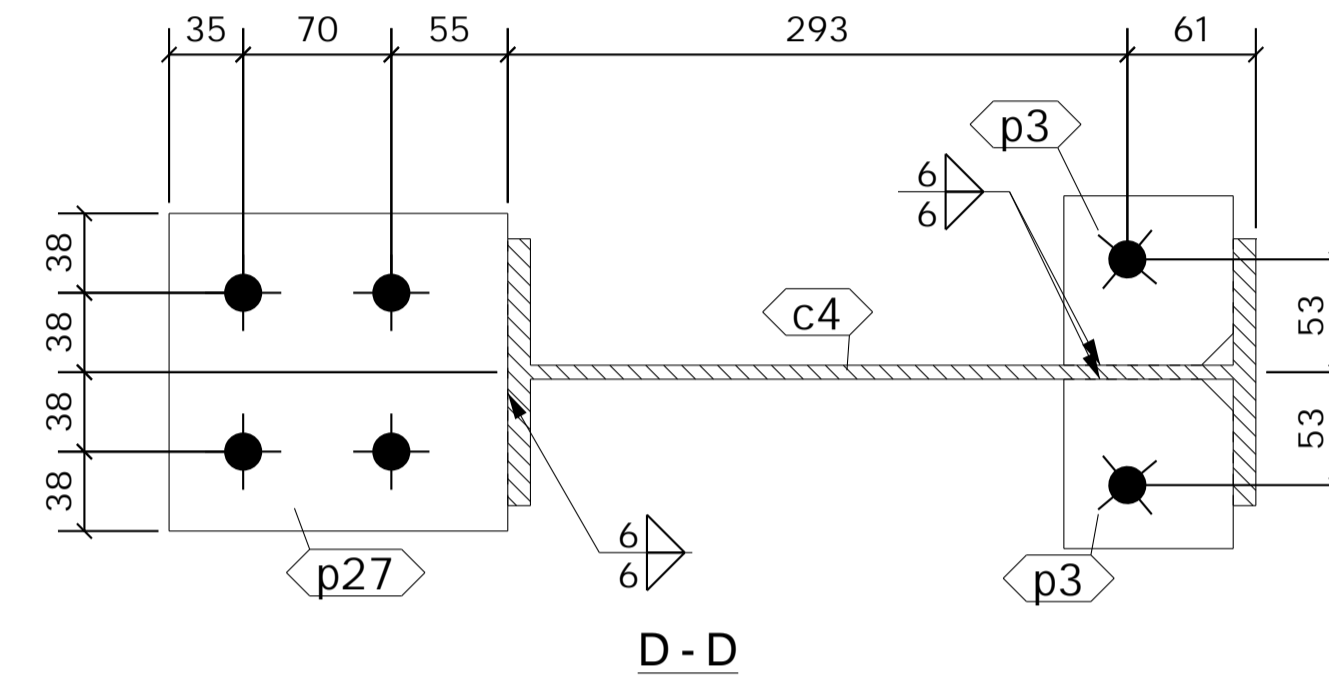
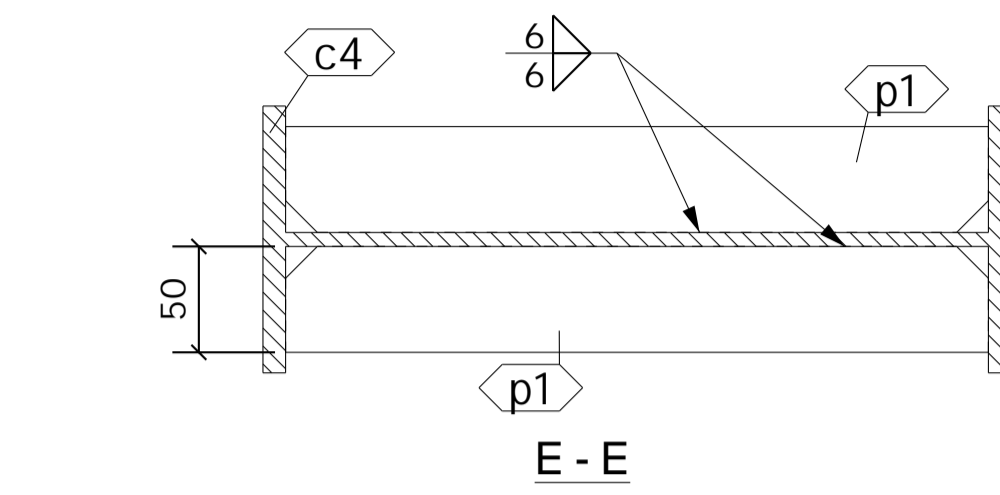




LEFT SIDE VIEW  
1:10



FRONT VIEW  
1:10



2 No. COLUMN

REQUIRED AS DRAWN MARKED CL14

SHOP MATERIAL LIST FOR 1 ASSEMBLY						
Mark	Size	Grade	No.	Length (mm)	Area (m <sup>2</sup> )	Weight (kg)
c4	UB356*127*39	S275	1	6215	7.453	238.5
p1	FLT10*50	S275	2	332	0.080	2.6
p3	FLT10*80	S275	2	80	0.031	1.0
p10	FLT10*100	S275	2	140	0.066	2.2
p15	FLT10*150	S275	1	170	0.057	2.0
p21	FLT15*250	S275	1	550	0.299	16.2
p25	FLT10*150	S275	4	160	0.216	7.5
p27	FLT10*150	S275	1	160	0.054	1.9
<b>Total</b>					<b>8.257</b>	<b>271.8</b>

**GENERAL NOTES**  
 All Holes to be 22 Dia UNO Slot hole length is to outside  
 All Welds to be 6 FW. UNO

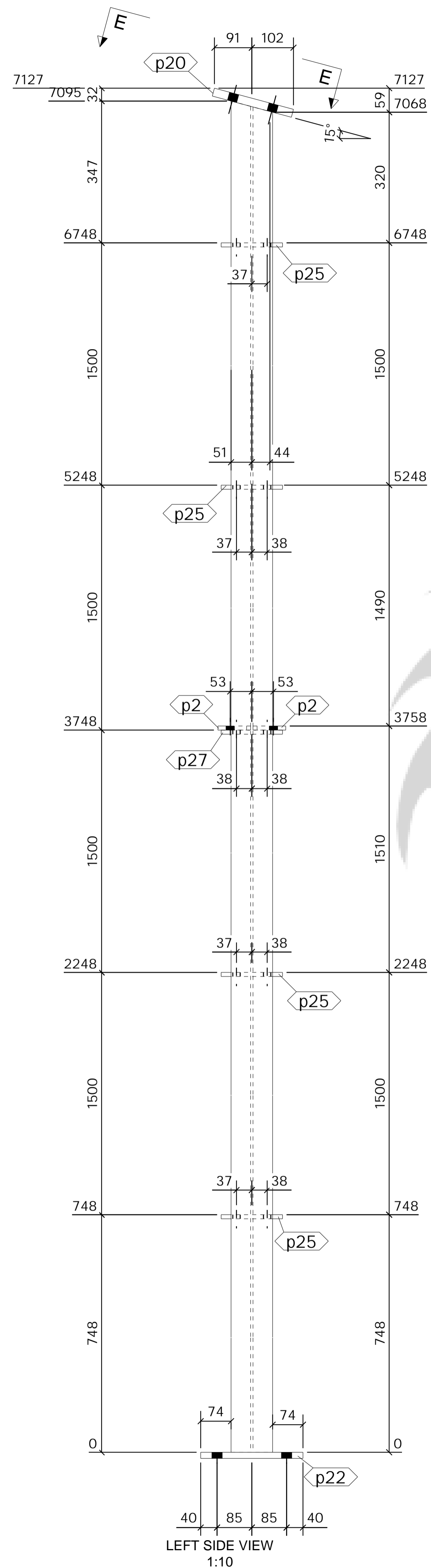
All Steelwork Manufactured to:  
 BS EN 1090-2: Execution Class **EXC2** U.N.O.  
**FINISH S.B. & PRIME**  
 LOT 0 QTY 2  
 PHASE 1 QTY 2

FABRICATION STATUS			
Sawn by:	_____	Date:	_____
Fabricated by:	_____	Date:	_____
Welded by:	_____	Date:	_____
Loaded by:	_____	Date:	_____
Checked by:	_____	Date:	_____

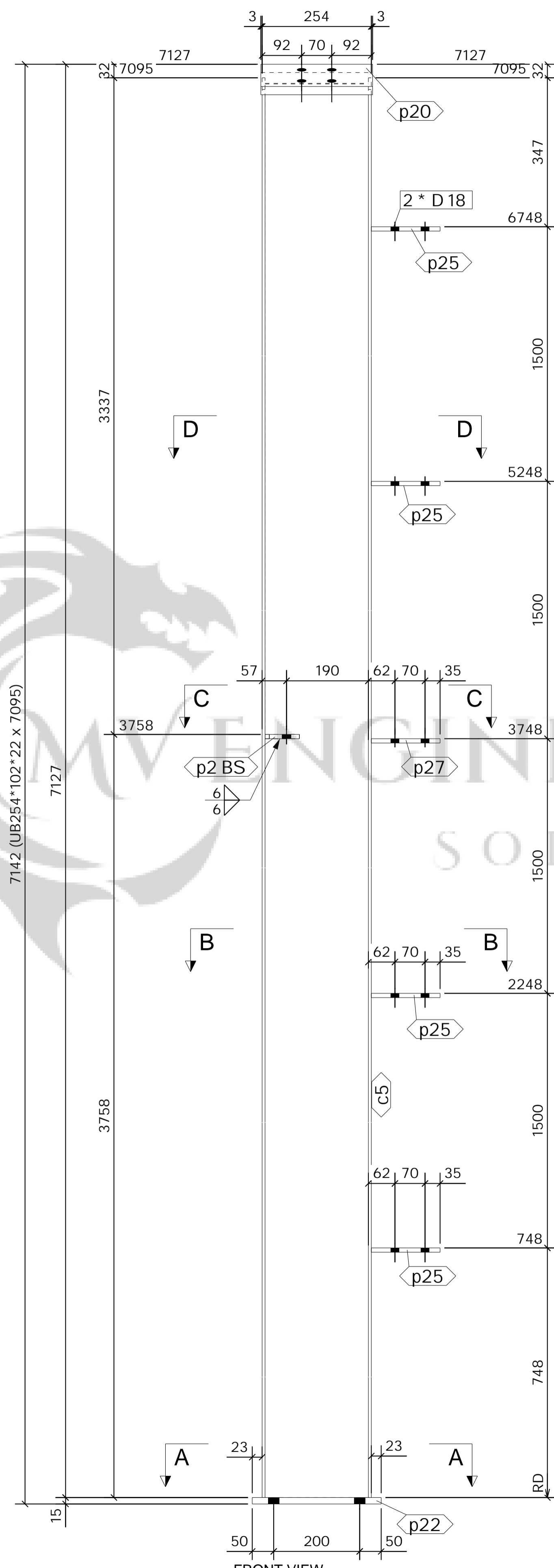
MARK	DESCRIPTION	CREATED	CHECKED
A	ISSUED FOR APPROVAL	PCS 22.10.2022	SK 22.10.2022

**CLIENT:** \_\_\_\_\_ **DATE CREATED:** 13.10.2022  
**PROJECT:** Block E Faverdale West **DRAWN BY:** PCS  
**CONTRACT NO:** 432-22 **DRAWING NO:** [CL.14] **REV:** A

ASSEMBLY / SUB ASSEMBLY STATUS
2 THIS IS ITS OWN ASSEMBLY

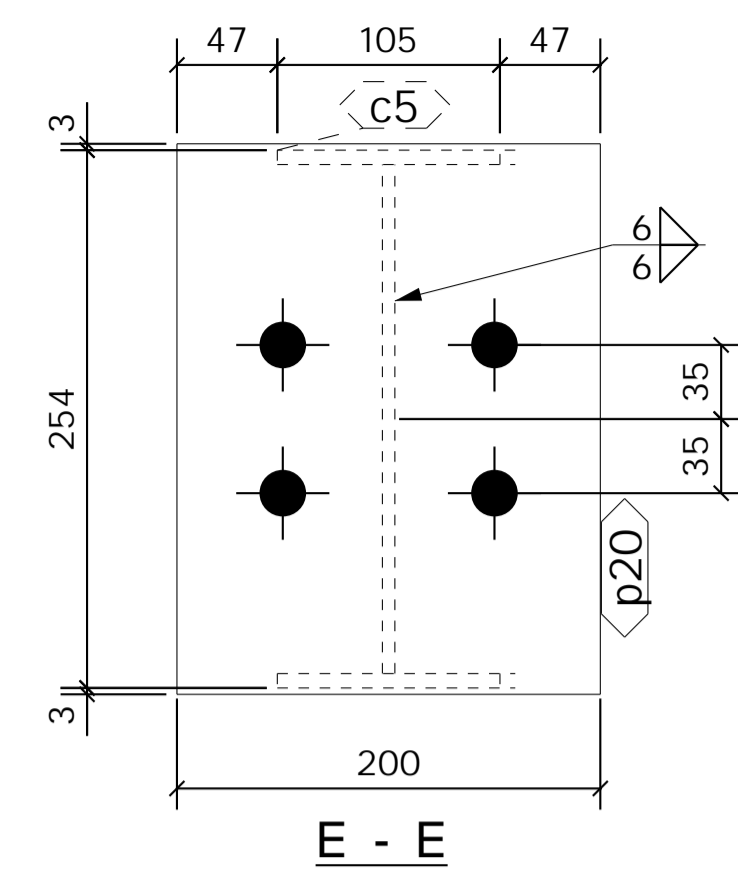


LEFT SIDE VIEW  
1:10

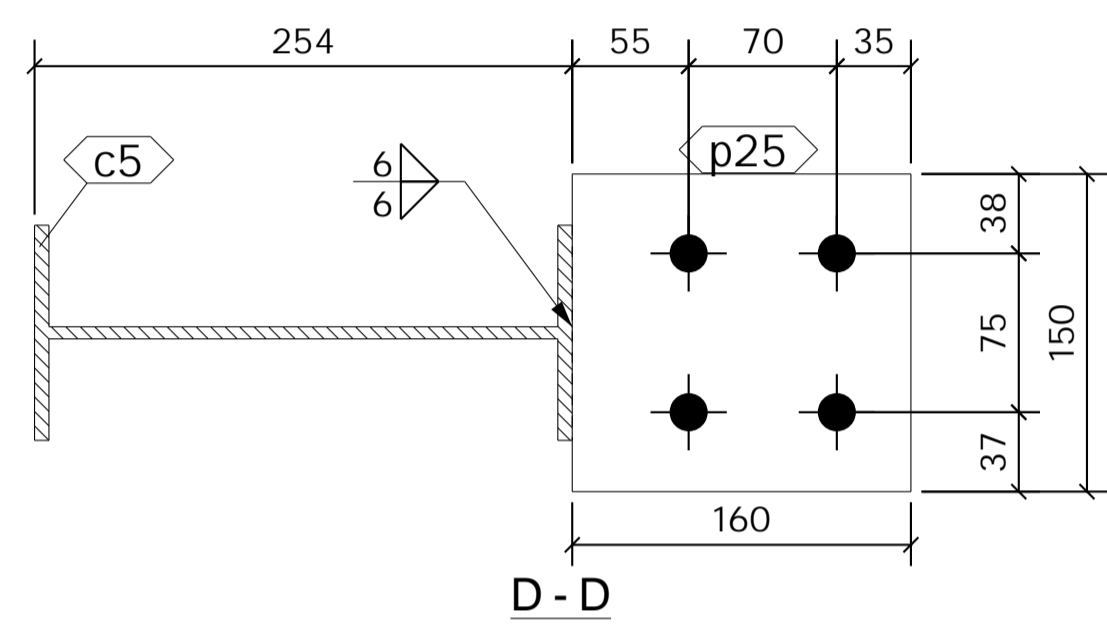


FRONT VIEW  
1:10

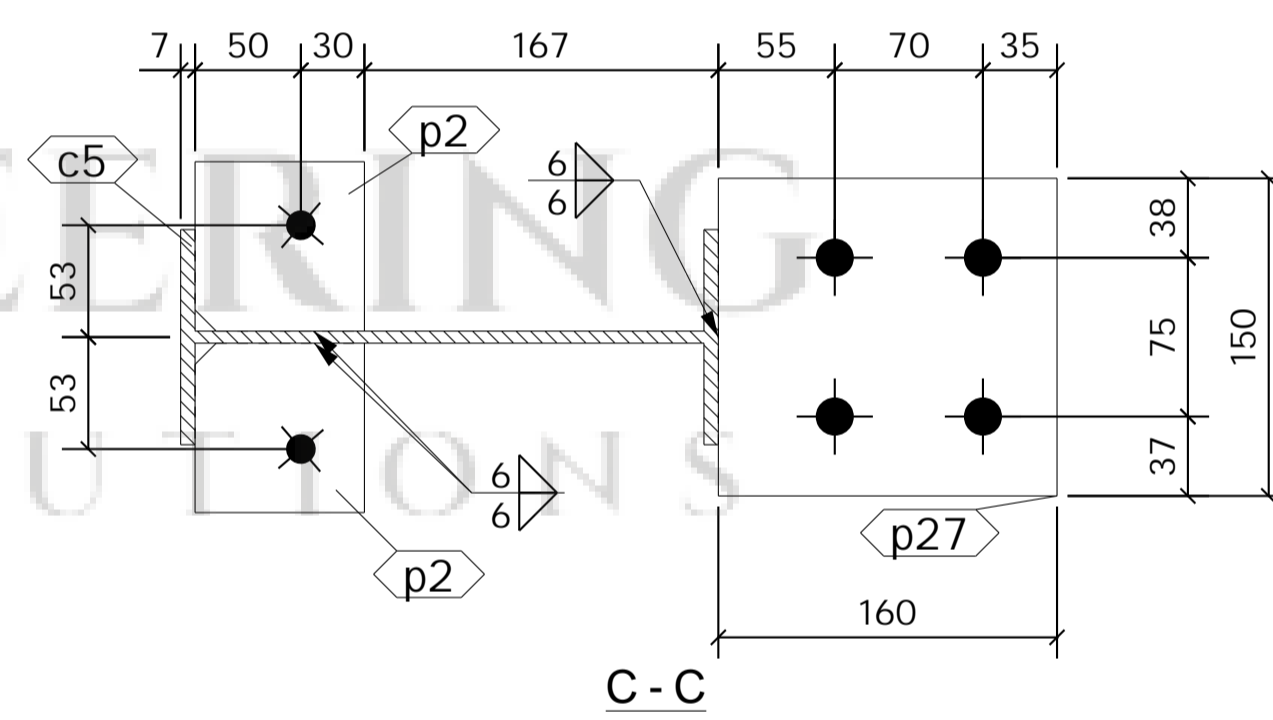
2 No. COLUMN



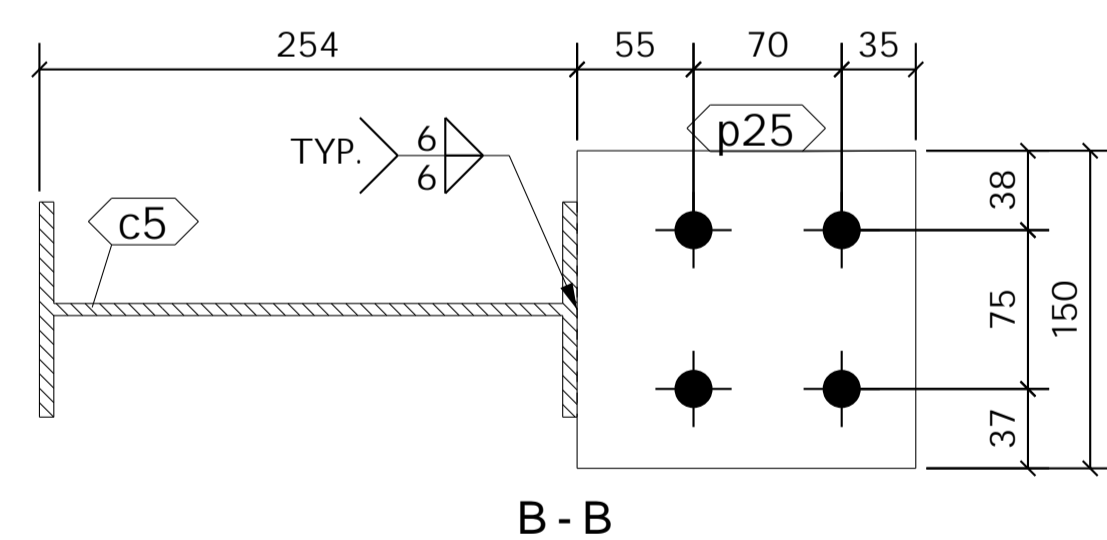
E - E



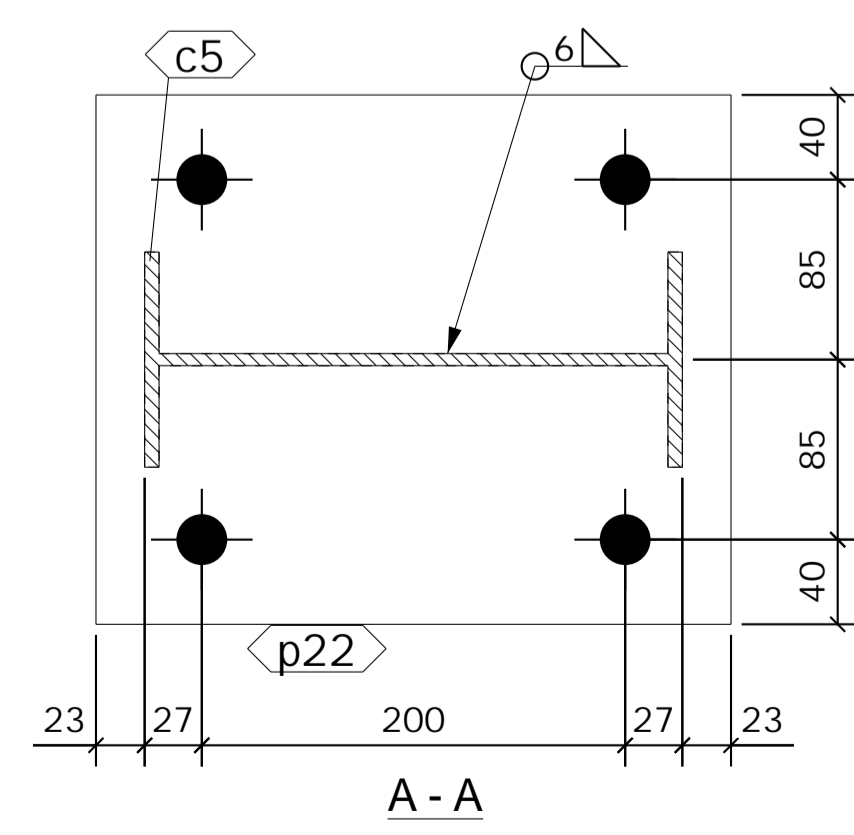
D - D



C - C



B - B



A - A

SHOP MATERIAL LIST FOR 1 ASSEMBLY						
Mark	Size	Grade	No.	Length (mm)	Area (m) <sup>2</sup>	Weight (kg)
c5	UB254*102*22	S275	1	7095	6.400	153.0
p2	FLT10*80	S275	2	80	0.032	1.0
p20	FLT20*200	S275	1	260	0.122	8.2
p22	FLT15*250	S275	1	300	0.167	8.8
p25	FLT10*150	S275	4	160	0.217	7.5
p27	FLT10*150	S275	1	160	0.054	1.9
<b>Total</b>					<b>6.992</b>	<b>180.4</b>

**GENERAL NOTES**  
 All Holes to be 22 Dia UNO Slot hole length is to outside  
 All Welds to be 6 FW. UNO  
 All Steelwork Manufactured to:  
 BS EN 1090-2: Execution Class **EXC2** U.N.O.  
**FINISH S.B. & PRIME**  
 LOT 0 QTY 2  
 PHASE 1 QTY 2

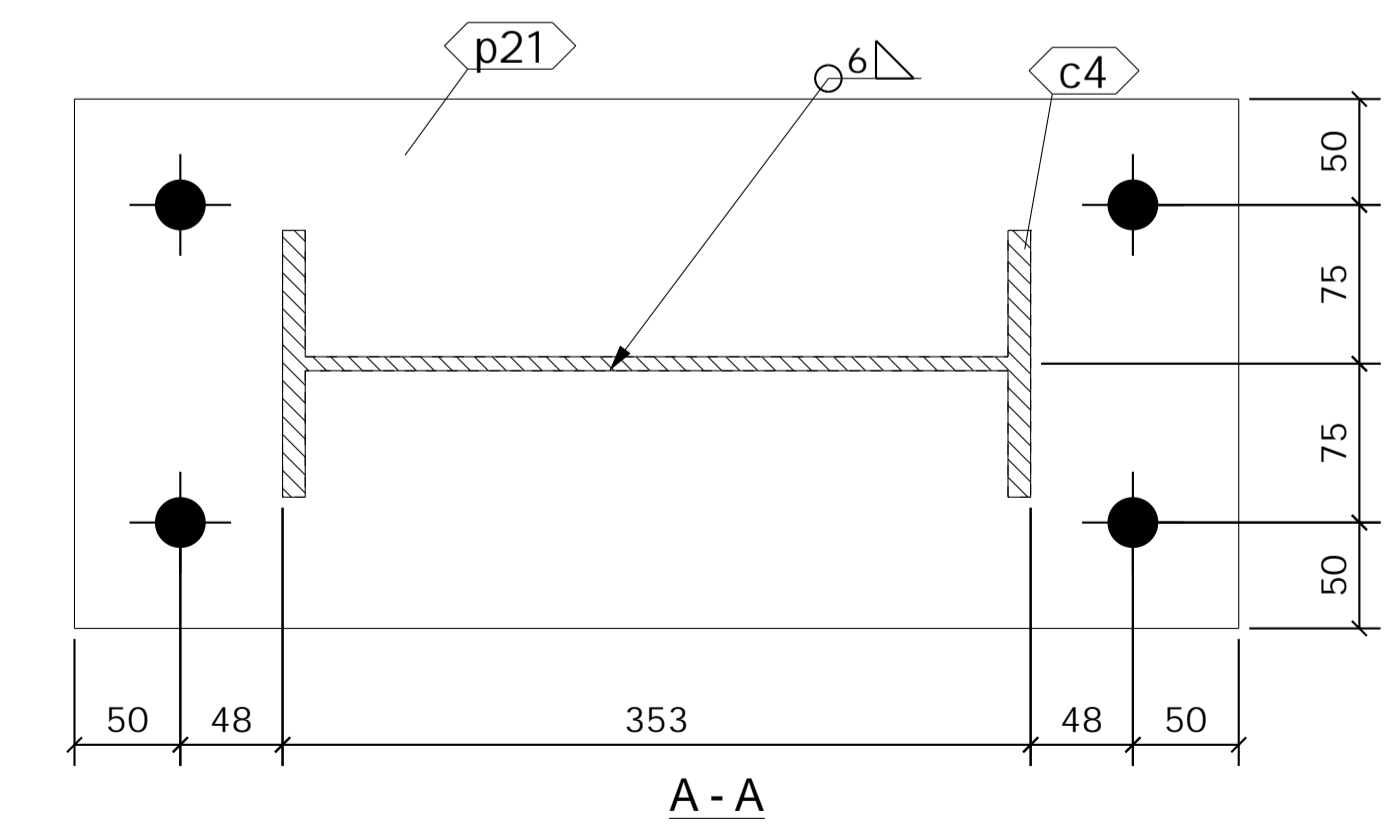
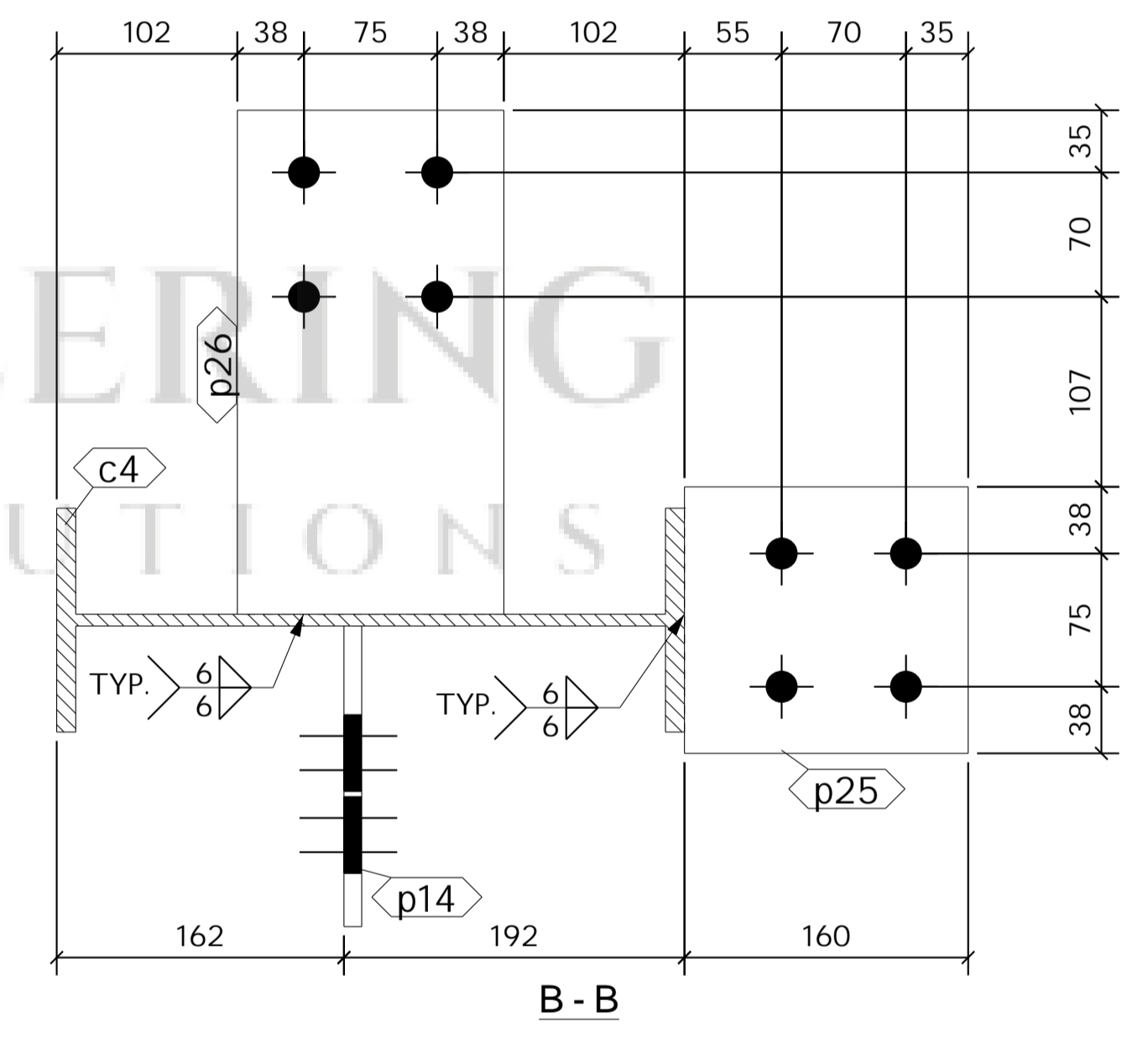
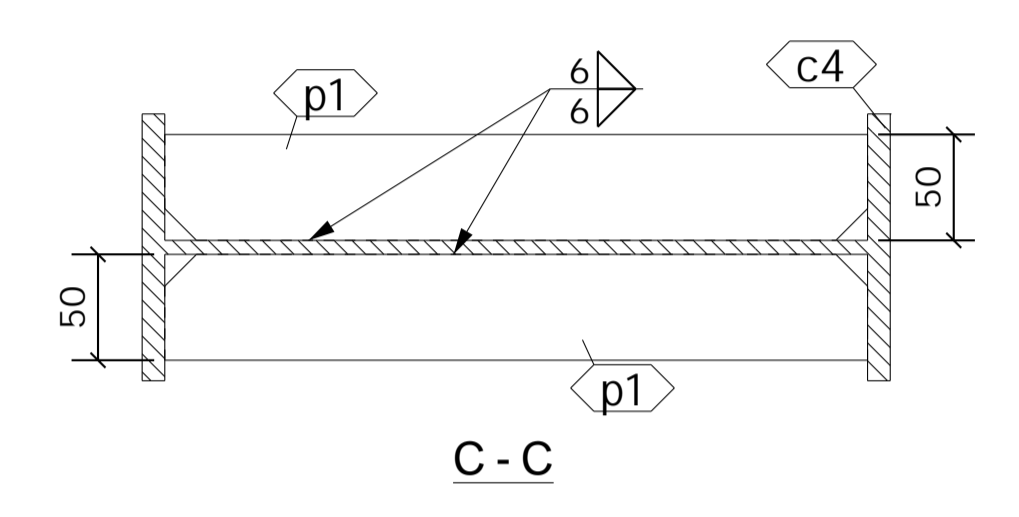
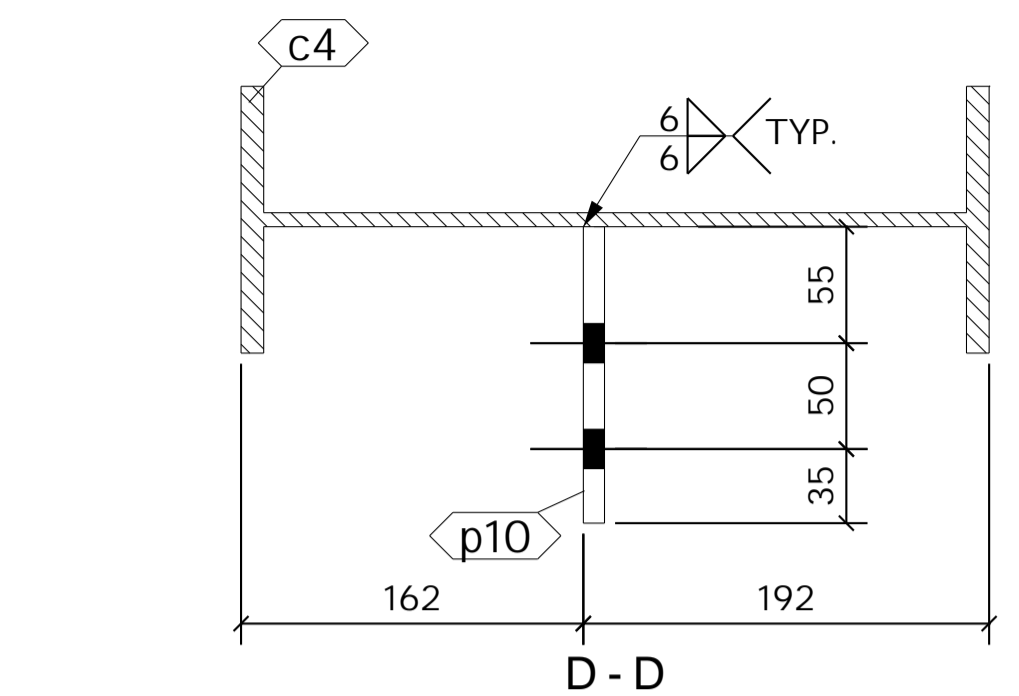
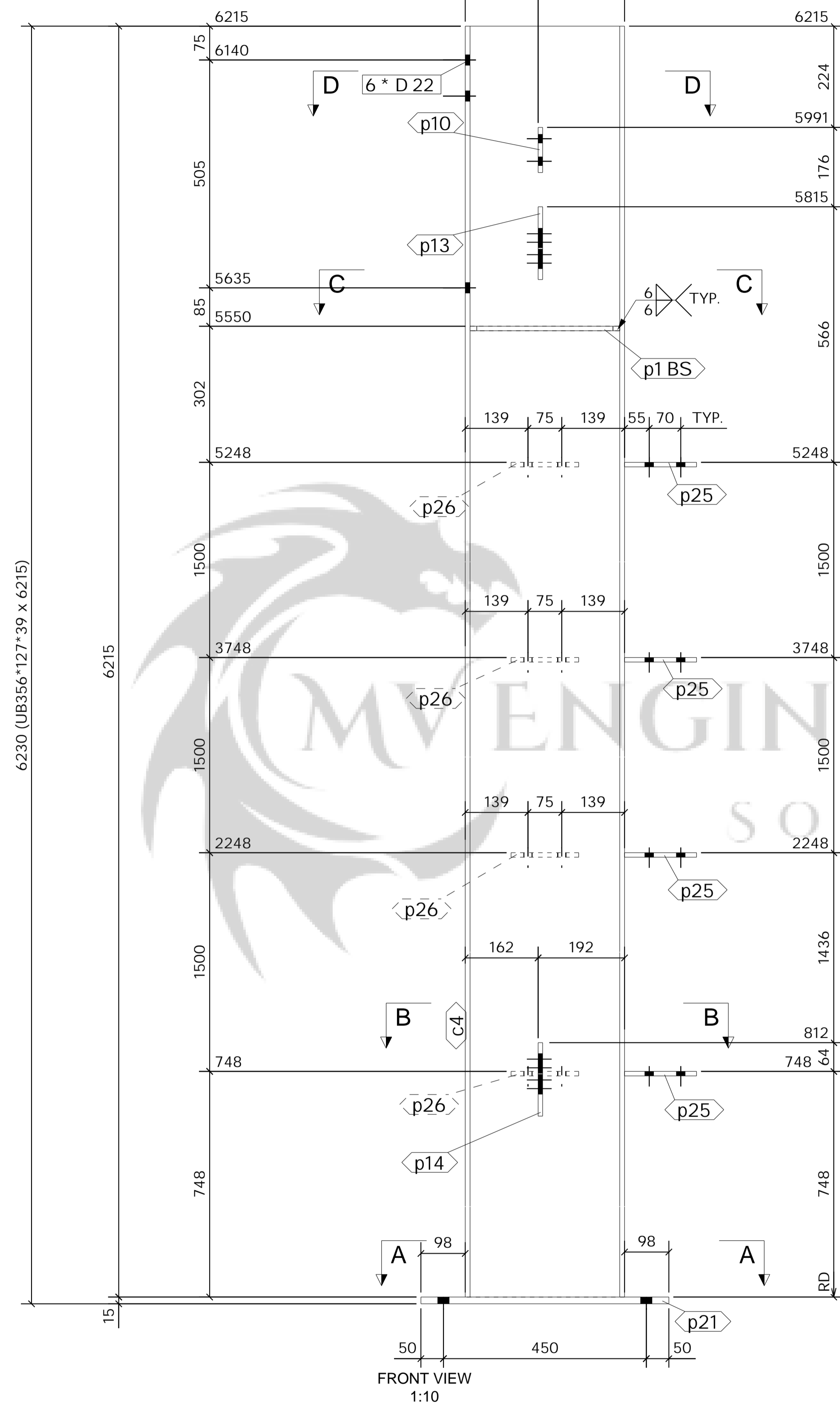
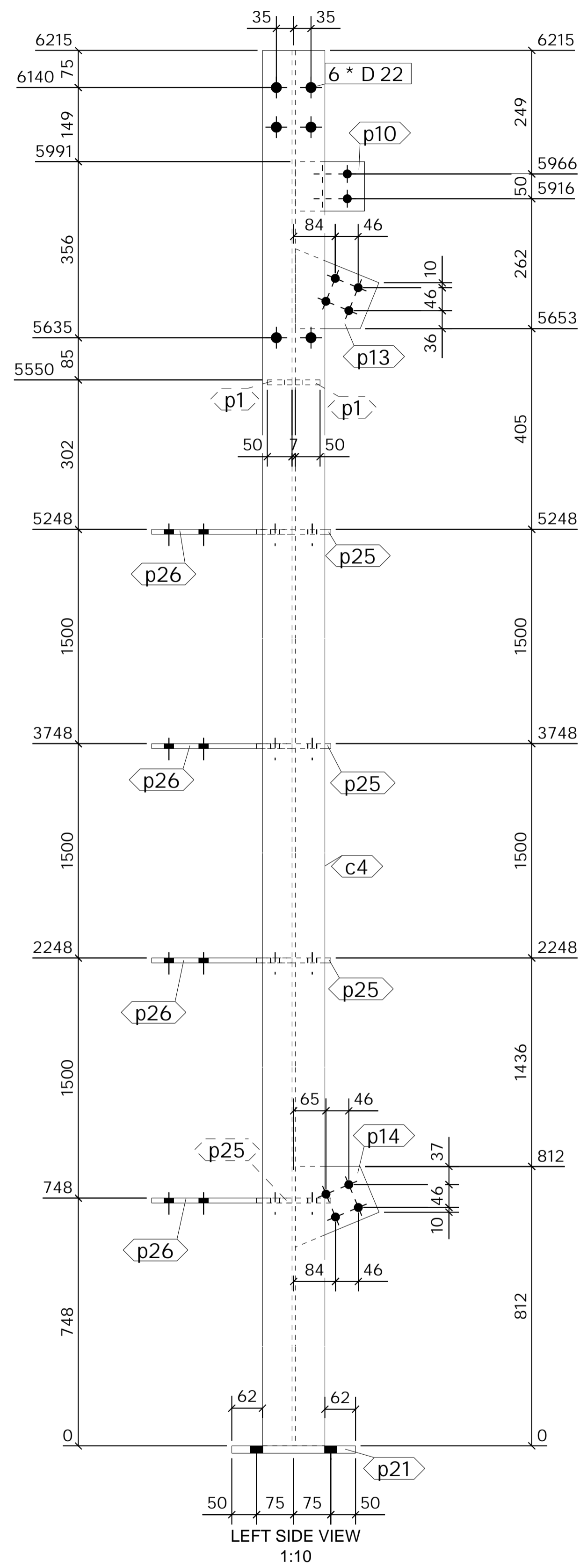
FABRICATION STATUS	
Sawn by:	Date: _____
Fabricated by:	Date: _____
Welded by:	Date: _____
Loaded by:	Date: _____
Checked by:	Date: _____

REV	DESCRIPTION	By	Date	By	Date
A	ISSUED FOR APPROVAL	PCS	22.10.2022	SK	22.10.2022
MARK	CREATED	CREATED	CREATED	CHECKED	CHECKED

**CLIENT:** Block E Faverdale West  
**DATE CREATED:** 29.11.2022  
**PROJECT:** Block E Faverdale West  
**DRAWN BY:** PCS  
**CONTRACT NO:** 432-22  
**DRAWING NO:** [CL.15]  
**REV:** A

ASSEMBLY / SUB ASSEMBLY STATUS
2 THIS IS IT'S OWN ASSEMBLY

REQUIRED AS DRAWN MARKED CL15



SHOP MATERIAL LIST FOR 1 ASSEMBLY						
Mark	Size	Grade	No.	Length (mm)	Area (m <sup>2</sup> )	Weight (kg)
c4	UB356*127*39	S275	1	6215	7.453	238.5
p1	FLT10*50	S275	2	332	0.080	2.6
p10	FLT10*100	S275	1	140	0.033	1.1
p13	PLT10*149.4	S275	1	182	0.045	1.5
p14	PLT10*150.3	S275	1	183	0.045	1.6
p21	FLT15*250	S275	1	550	0.299	16.2
p25	FLT10*150	S275	4	160	0.216	7.5
p26	FLT10*150	S275	4	284	0.375	13.4
<b>Total</b>					<b>8.547</b>	<b>282.3</b>

**GENERAL NOTES**

All Holes to be 22 Dia UNO Slot hole length is to outside

All Welds to be 6 FW. UNO

All Steelwork Manufactured to:  
BS EN 1090-2: Execution Class **EXC2** U.N.O.

FINISH **S.B. & PRIME**

LOT 0 QTY 1

PHASE 1 QTY 1

FABRICATION STATUS			
Sawn by:	_____	Date:	_____
Fabricated by:	_____	Date:	_____
Welded by:	_____	Date:	_____
Loaded by:	_____	Date:	_____
Checked by:	_____	Date:	_____

MARK	DESCRIPTION	CREATED	CHECKED
A	ISSUED FOR APPROVAL	PCS 22.10.2022	SK 22.10.2022

**CLIENT:** \_\_\_\_\_ **DATE CREATED:** 13.10.2022

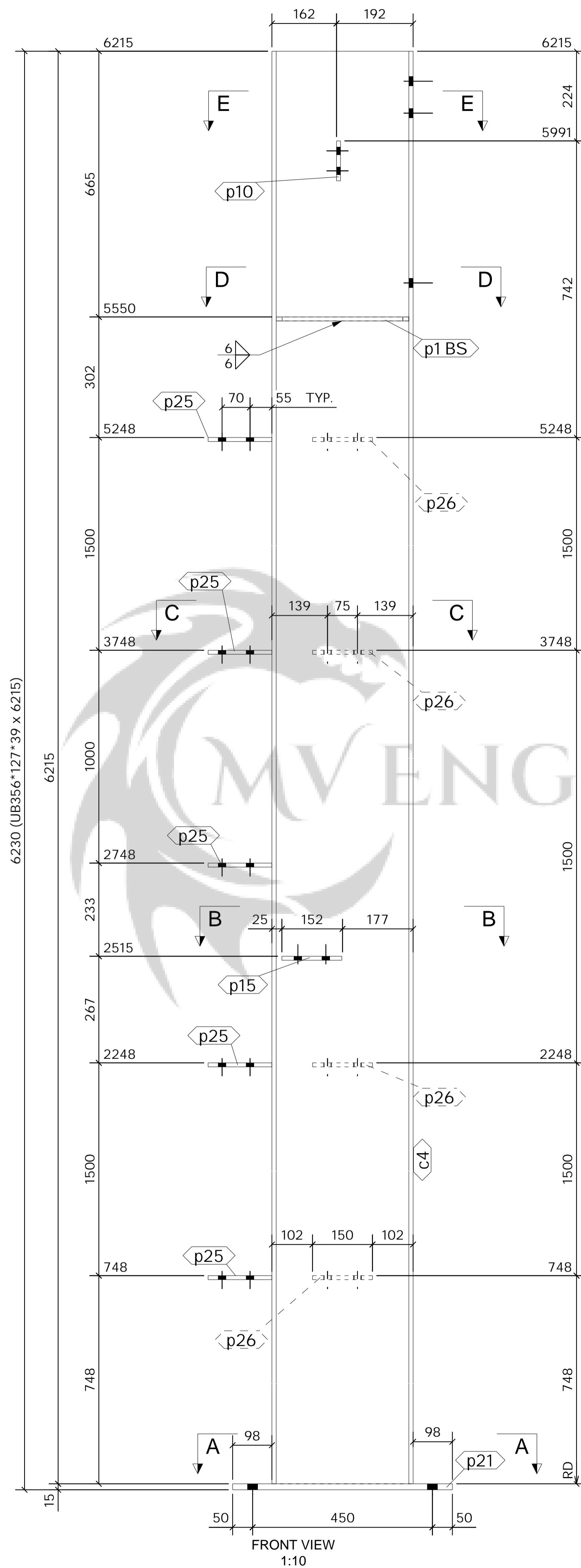
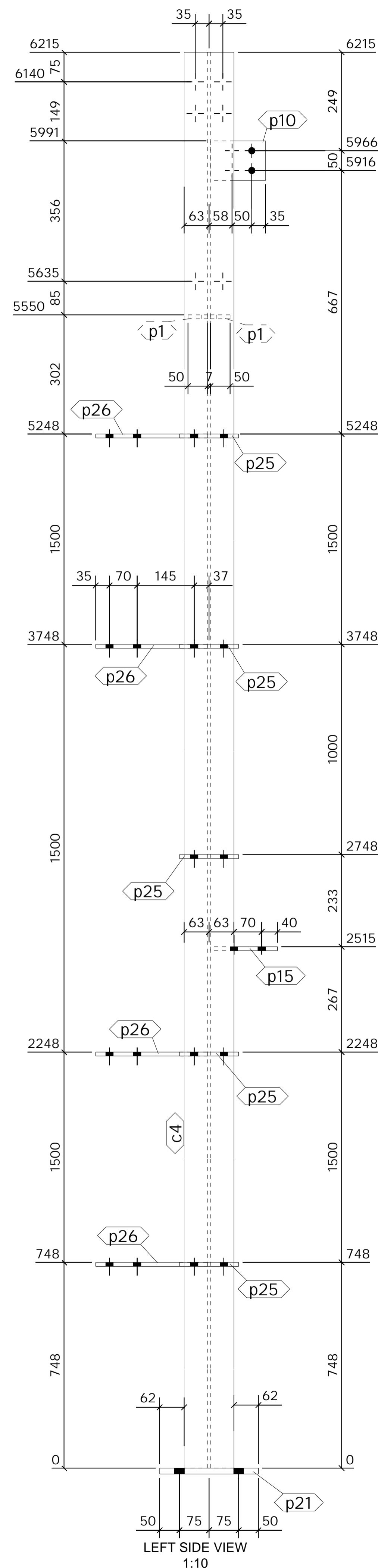
**PROJECT:** Block E Faverdale West **DRAWN BY:** PCS

**CONTRACT NO:** 432-22 **DRAWING NO:** [CL.16] **REV:** A

1 No. COLUMN REQUIRED AS DRAWN MARKED CL16

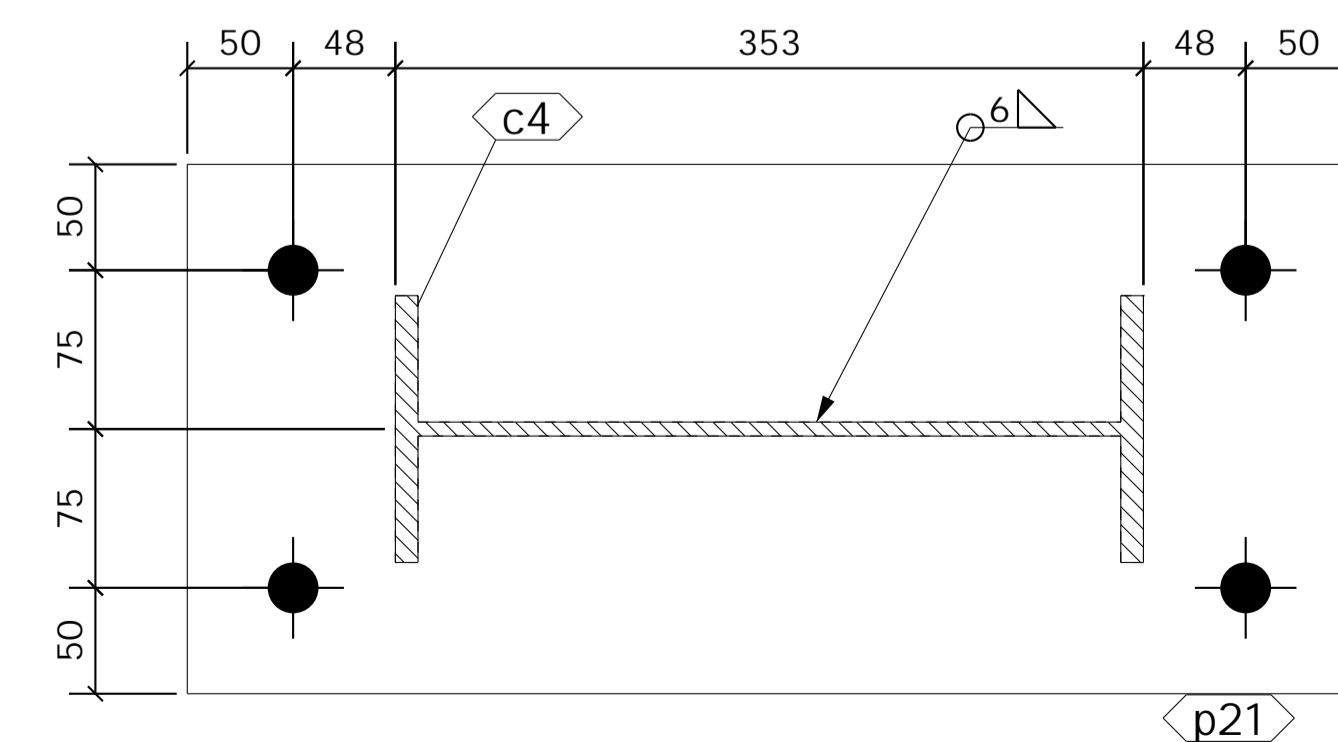
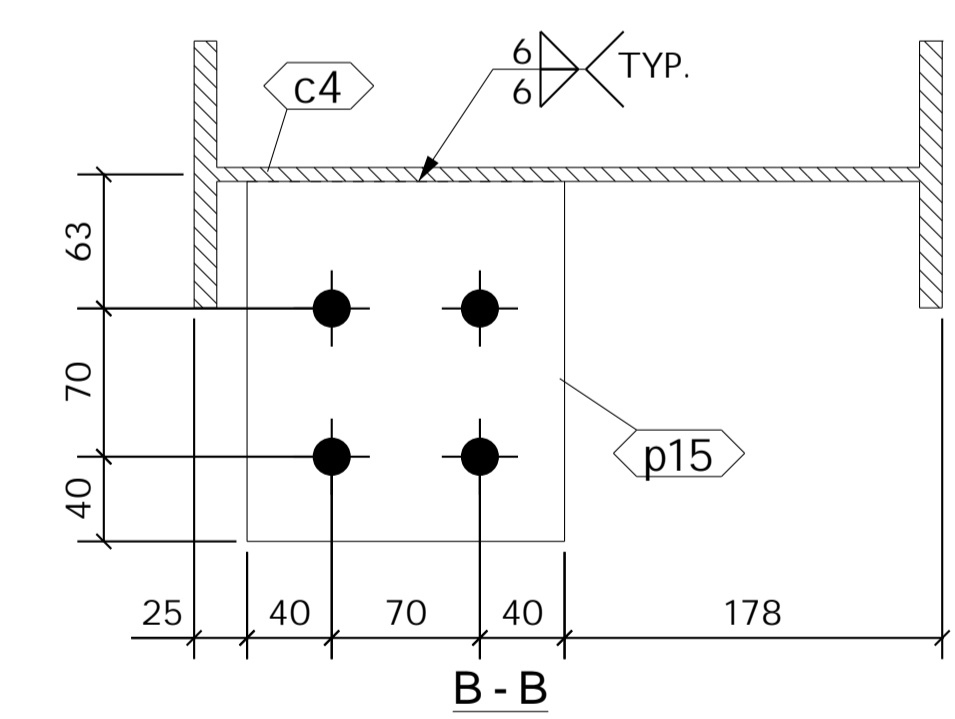
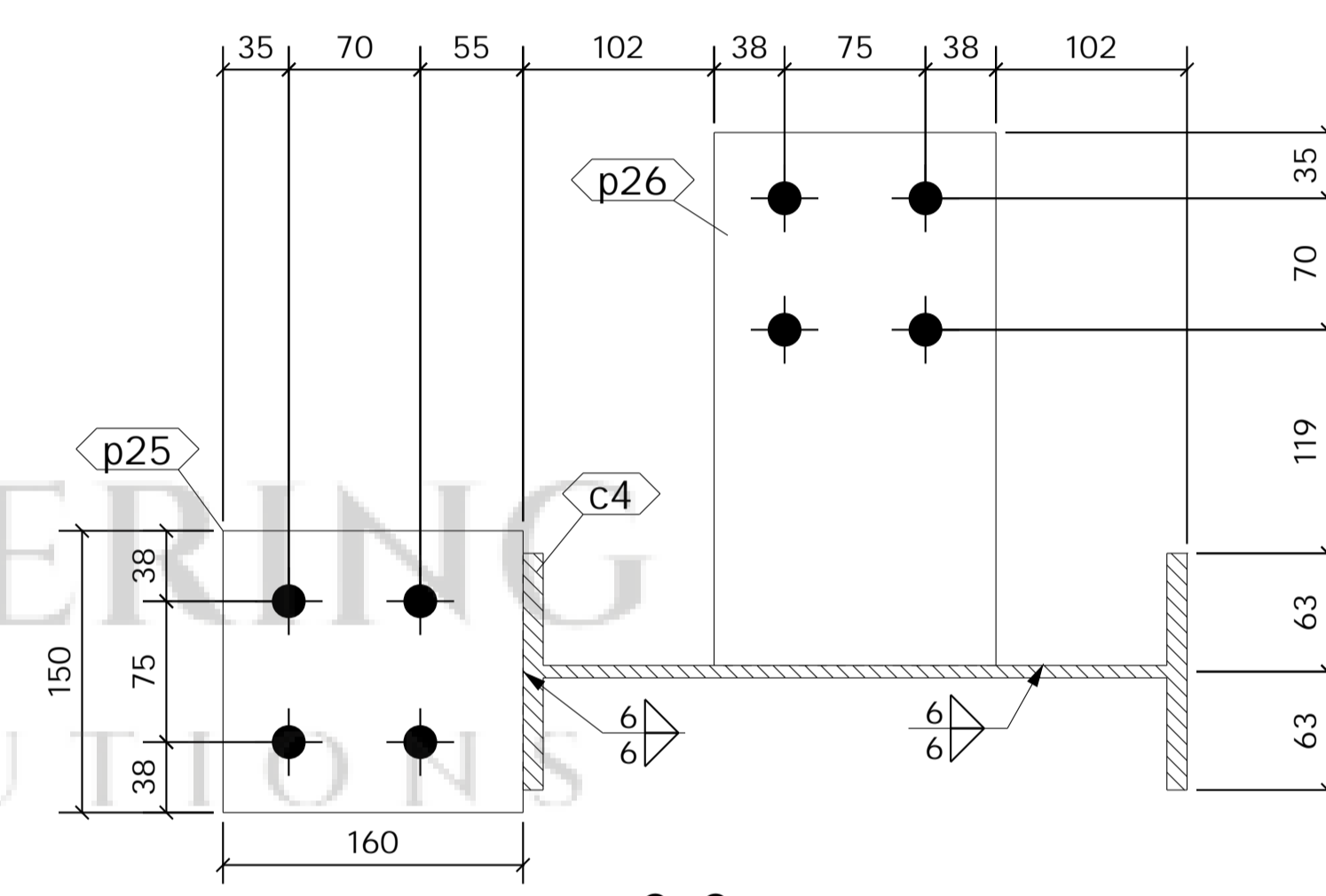
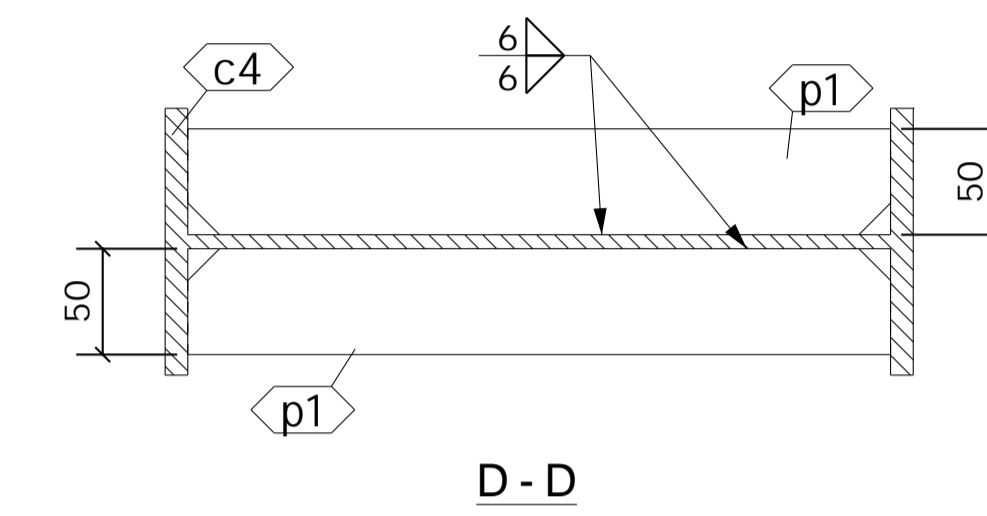
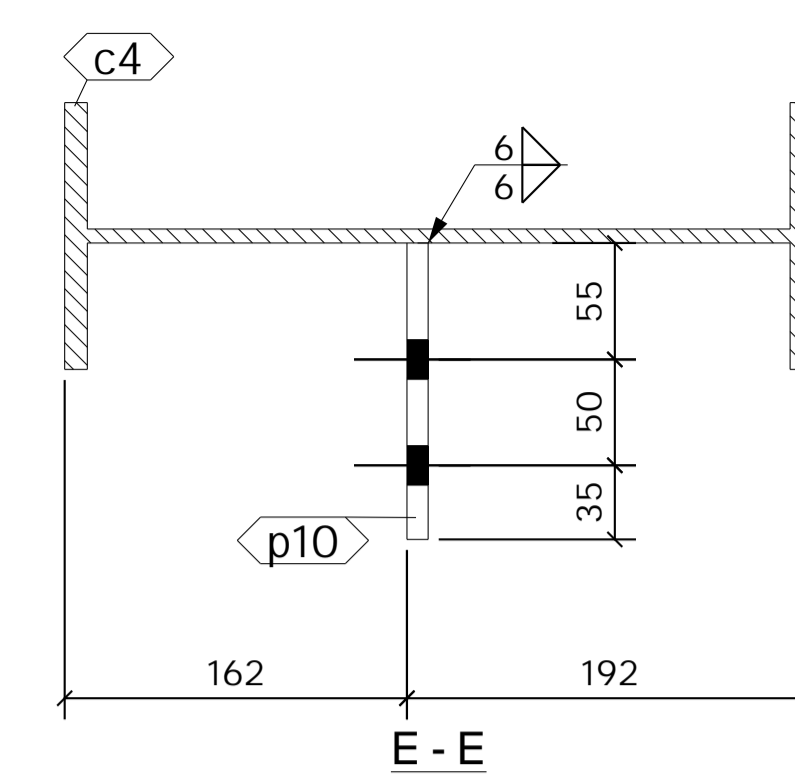
ASSEMBLY / SUB ASSEMBLY STATUS
1 THIS IS IT'S OWN ASSEMBLY





1 No. COLUMN

REQUIRED AS DRAWN MARKED CL17



SHOP MATERIAL LIST FOR 1 ASSEMBLY						
Mark	Size	Grade	No.	Length (mm)	Area (m) <sup>2</sup>	Weight (kg)
c4	UB356*127*39	S275	1	6215	7.453	238.5
p1	FLT10*50	S275	2	332	0.080	2.6
p10	FLT10*100	S275	1	140	0.033	1.1
p15	FLT10*150	S275	1	170	0.057	2.0
p21	FLT15*250	S275	1	550	0.299	16.2
p25	FLT10*150	S275	5	160	0.271	9.4
p26	FLT10*150	S275	4	284	0.375	13.4
<b>Total</b>					<b>8.568</b>	<b>283.1</b>

**GENERAL NOTES**  
 All Holes to be 22 Dia UNO Slot hole length is to outside  
 All Welds to be 6 FW. UNO

All Steelwork Manufactured to:  
 BS EN 1090-2: Execution Class **EXC2** U.N.O.

**FINISH S.B. & PRIME**  
 LOT 0 QTY 1  
 PHASE 1 QTY 1

FABRICATION STATUS	
Sawn by:	Date: _____
Fabricated by:	Date: _____
Welded by:	Date: _____
Loaded by:	Date: _____
Checked by:	Date: _____

MARK	DESCRIPTION	CREATED	CHECKED
A	ISSUED FOR APPROVAL	PCS 22.10.2022	SK 22.10.2022

<b>CLIENT:</b>	Block E Faverdale West	<b>DATE CREATED:</b>	13.10.2022
<b>PROJECT:</b>	Block E Faverdale West	<b>DRAWN BY:</b>	PCS
<b>CONTRACT NO:</b>	432-22	<b>DRAWING NO:</b>	[CL.17]
		<b>REV:</b>	A

ASSEMBLY / SUB ASSEMBLY STATUS
1 THIS IS IT'S OWN ASSEMBLY

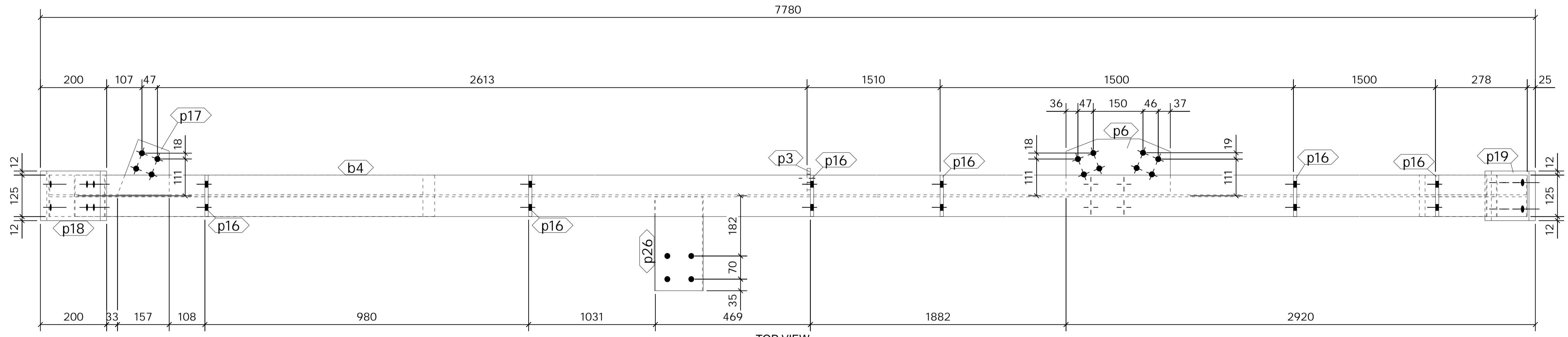




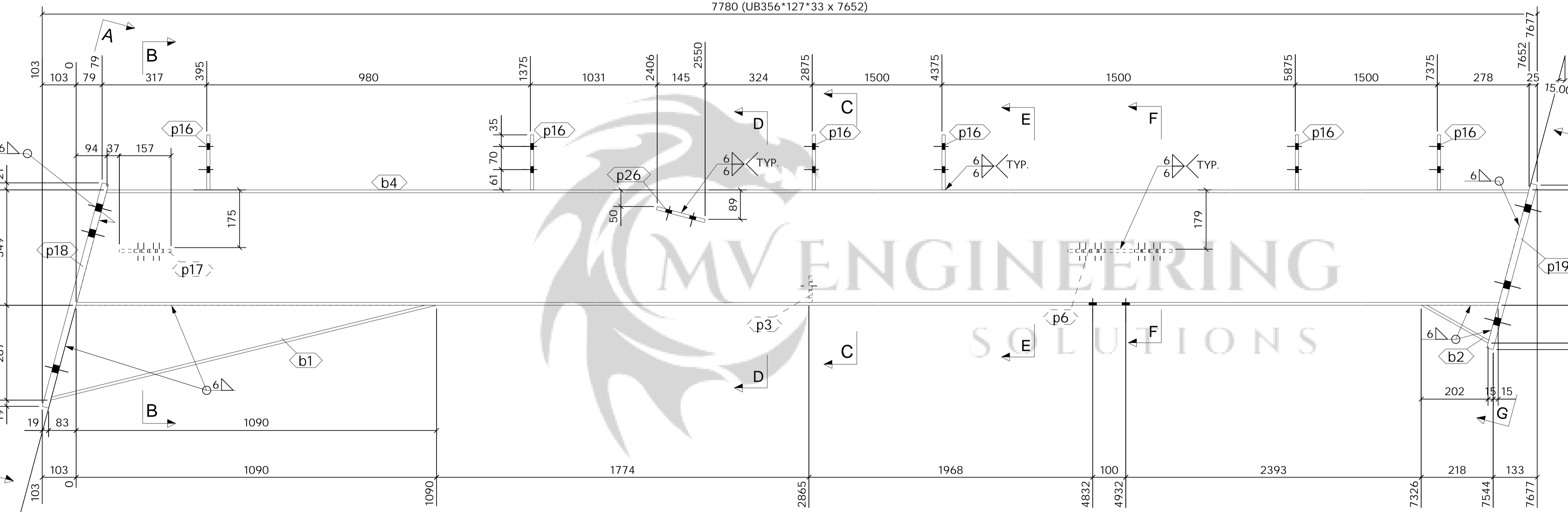




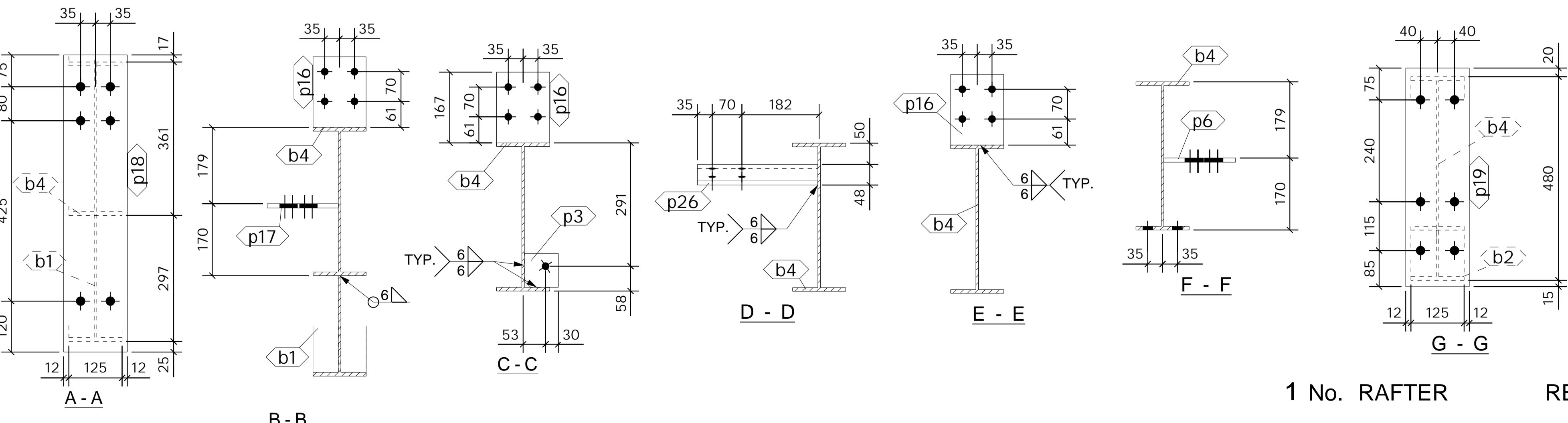




TOP VIEW  
1:10



FRONT VIEW  
1:10



1 No. RAFTER REQUIRED AS DRAWN MARKED RF5

SHOP MATERIAL LIST FOR 1 ASSEMBLY						
Mark	Size	Grade	No.	Length (mm)	Area (m <sup>2</sup> )	Weight (kg)
b1	UB356*127*33	S355-JR	1	1202	0.616	16.8
b2	UB356*127*33	S355-JR	1	232	0.087	2.4
b4	UB356*127*33	S355-JR	1	7652	8.985	244.7
p3	FLT10*80	S275	1	80	0.016	0.5
p6	PLT10*169.2	S275	1	316	0.109	3.9
p16	PLT10*125	S275	6	167	0.285	9.8
p17	PLT10*146.5	S275	1	179	0.044	1.5
p18	FLT20*150	S275	1	700	0.244	16.5
p19	FLT20*150	S275	1	515	0.181	12.1
p26	FLT10*150	S275	1	284	0.094	3.3
<b>Total</b>					<b>10.661</b>	<b>311.6</b>

**GENERAL NOTES**

All Holes to be 22 Dia UNO Slot hole length is to outside  
 All Welds to be 6 FW. UNO

All Steelwork Manufactured to:  
 BS EN 1090-2: Execution Class **EXC2** U.N.O.

FINISH **S.B. & PRIME**

LOT 0 QTY 1  
 PHASE 1 QTY 1

FABRICATION STATUS	
Sawn by: _____	Date: _____
Fabricated by: _____	Date: _____
Welded by: _____	Date: _____
Loaded by: _____	Date: _____
Checked by: _____	Date: _____

REV	DESCRIPTION	By	Date	By	Date
A	ISSUED FOR APPROVAL	PCS	03.12.2022	SK	03.12.2022
MARK	DESCRIPTION	CREATED	CHECKED		

**CLIENT:** Block E Faverdale West  
**DATE CREATED:** 29.11.2022  
**PROJECT:** Block E Faverdale West  
**DRAWN BY:** PCS  
**CONTRACT NO:** 432-22  
**DRAWING NO:** [RF.5]  
**REV:** A

ASSEMBLY / SUB ASSEMBLY STATUS
1 THIS IS ITS OWN ASSEMBLY





