

4 No. ANGLE

REQUIRED AS DRAWN MARKED AN1

ASSEMBLY / SUB ASSEMBLY STATUS	
4	THIS IS IT'S OWN ASSEMBLY

**SHOP MATERIAL LIST FOR 1 ASSEMBLY**

Mark	Size	Grade	No.	Length (mm)	Area (m <sup>2</sup> )	Weight (kg)
a1	RSA150*90*10	S355-JR	1	2070	0.998	37.4
p4	FLT10*150	S275	1	250	0.083	2.9
p23	FLT10*90	S275	2	160	0.067	2.3
<b>Total</b>					1.149	42.6

**GENERAL NOTES**

All Holes to be **22** Dia UNO Slot hole length is to outside  
 All Welds to be **6** FW. UNO

All Steelwork Manufactured to:  
 BS EN 1090-2: Execution Class **EXC2** U.N.O.

FINISH **S.B. & PRIME**

LOT **0** QTY **4**

PHASE **1** QTY **4**

**FABRICATION STATUS**

Sawn by: \_\_\_\_\_ Date: \_\_\_\_\_

Fabricated by: \_\_\_\_\_ Date: \_\_\_\_\_

Welded by: \_\_\_\_\_ Date: \_\_\_\_\_

Loaded by: \_\_\_\_\_ Date: \_\_\_\_\_

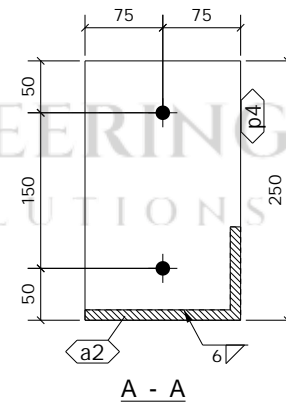
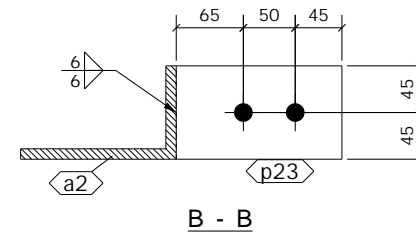
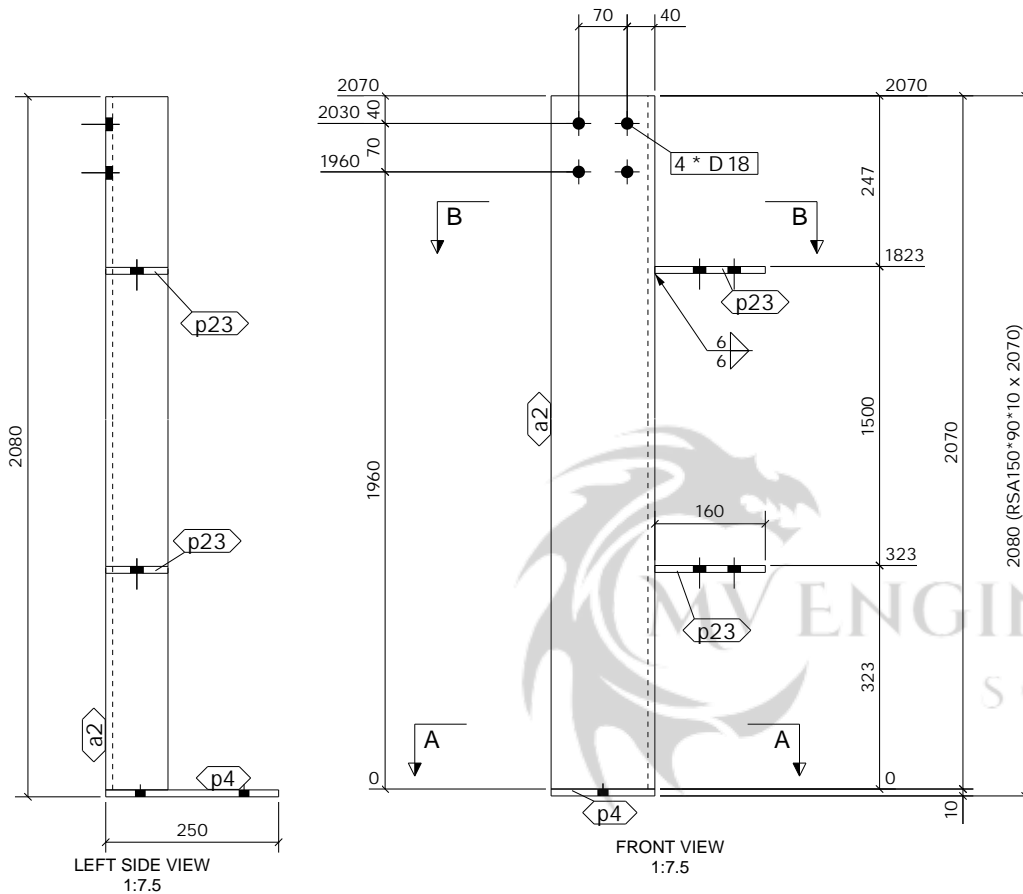
Checked by: \_\_\_\_\_ Date: \_\_\_\_\_

B	ISSUED FOR APPROVAL	PCS	17.12.2022	SK	17.12.2022
A	ISSUED FOR APPROVAL	PCS	22.10.2022	SK	22.10.2022
REV		By	Date	By	Date
MARK	DESCRIPTION	CREATED	CHECKED		

**CLIENT:** Newcastle Steel **DATE CREATED:** 16.10.2022

**PROJECT:** Block D Faverdale West **DRAWN BY:** PCS

**CONTRACT NO:** 432-22 **DRAWING NO:** [AN.1] **REV:** B



**SHOP MATERIAL LIST FOR 1 ASSEMBLY**

Mark	Size	Grade	No.	Length (mm)	Area (m <sup>2</sup> )	Weight (kg)
a2	RSA150*90*10	S355-JR	1	2070	0.998	37.4
p4	FLT10*150	S275	1	250	0.083	2.9
p23	FLT10*90	S275	2	160	0.067	2.3
<b>Total</b>					1.149	42.6

**GENERAL NOTES**

All Holes to be **22** Dia UNO Slot hole length is to outside  
 All Welds to be **6** FW. UNO

All Steelwork Manufactured to:  
 BS EN 1090-2: Execution Class **EXC2** U.N.O.

FINISH **S.B. & PRIME**

LOT **0** QTY **4**

PHASE **1** QTY **4**

**FABRICATION STATUS**

Sawn by: \_\_\_\_\_ Date: \_\_\_\_\_

Fabricated by: \_\_\_\_\_ Date: \_\_\_\_\_

Welded by: \_\_\_\_\_ Date: \_\_\_\_\_

Loaded by: \_\_\_\_\_ Date: \_\_\_\_\_

Checked by: \_\_\_\_\_ Date: \_\_\_\_\_

B	ISSUED FOR APPROVAL	PCS	17.12.2022	SK	17.12.2022
A	ISSUED FOR APPROVAL	PCS	22.10.2022	SK	22.10.2022
REV		By	Date	By	Date
MARK	DESCRIPTION	CREATED		CHECKED	

**CLIENT:** Newcastle Steel **DATE CREATED:** 17.10.2022

**PROJECT:** Block D Faverdale West **DRAWN BY:** PCS

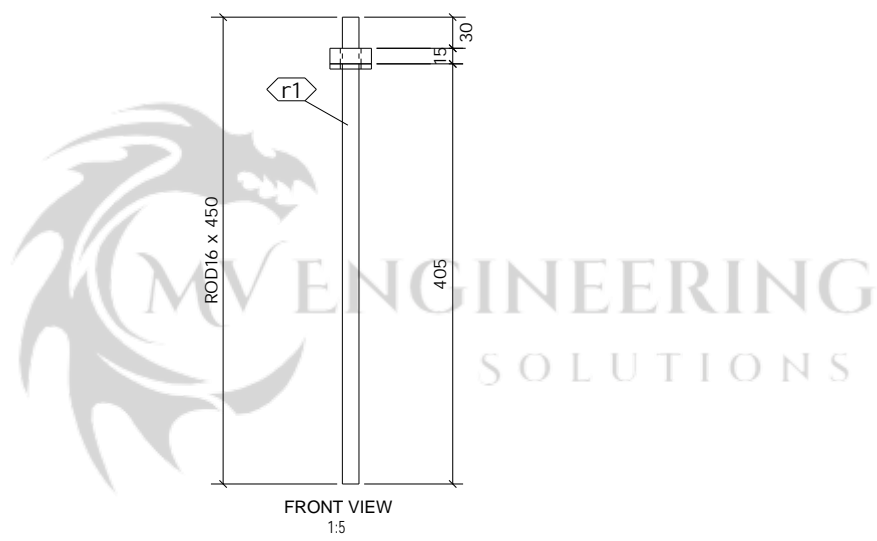
**CONTRACT NO:** 432-22 **DRAWING NO:** [AN.2] **REV:** B

4 No. ANGLE

REQUIRED AS DRAWN MARKED AN2

ASSEMBLY / SUB ASSEMBLY STATUS

4 THIS IS IT'S OWN ASSEMBLY



SHOP MATERIAL LIST FOR 1 ASSEMBLY						
Mark	Size	Grade	No.	Length (mm)	Area (m <sup>2</sup> )	Weight (kg)
F1	PD40*10	S275	1	5	0.002	0.0
F2	PD40*10	S275	1	15	0.003	0.1
r1	ROD16	S275	1	450	0.022	0.6
<b>Total</b>					0.027	0.8

**GENERAL NOTES**

All Holes to be **22** Dia UNO      Slot hole length is to outside  
 All Welds to be **6** FW. UNO

All Steelwork Manufactured to:  
 BS EN 1090-2: Execution Class **EXC2** U.N.O.

FINISH                      **S.B. & PRIME**

LOT                         **0**                      QTY                      **104**  
 PHASE                    **1**                      QTY                      **104**


FABRICATION STATUS	
Sawn by: _____	Date: _____
Fabricated by: _____	Date: _____
Welded by: _____	Date: _____
Loaded by: _____	Date: _____
Checked by: _____	Date: _____

B	ISSUED FOR APPROVAL	PCS	17.12.2022	SK	17.12.2022
A	ISSUED FOR APPROVAL	PCS	22.10.2022	SK	22.10.2022
REV		By	Date	By	Date
MARK	DESCRIPTION	CREATED		CHECKED	

**CLIENT:** Newcastle Steel                      **DATE CREATED:** 17.10.2022  
**PROJECT:** Block D Faverdale West                      **DRAWN BY:** PCS  
**CONTRACT NO:** 432-22                      **DRAWING NO:** [AR.1]                      **REV:** B

104 No. ANCHOR ROD    REQUIRED AS DRAWN MARKED    AR1

ASSEMBLY / SUB ASSEMBLY STATUS	
104	THIS IS IT'S OWN ASSEMBLY



16 No. ANCHOR ROD REQUIRED AS DRAWN MARKED AR2

SHOP MATERIAL LIST FOR 1 ASSEMBLY						
Mark	Size	Grade	No.	Length (mm)	Area (m <sup>2</sup> )	Weight (kg)
F1	PD40*10	S275	1	5	0.002	0.0
F2	PD40*10	S275	1	15	0.003	0.1
r2	ROD16	S275	1	350	0.018	0.5
<b>Total</b>					0.022	0.6

**GENERAL NOTES**

All Holes to be **22** Dia UNO Slot hole length is to outside  
 All Welds to be **6** FW. UNO

All Steelwork Manufactured to:  
 BS EN 1090-2: Execution Class **EXC2** U.N.O.

FINISH **S.B. & PRIME**

LOT **0** QTY **16**  
 PHASE **1** QTY **16**

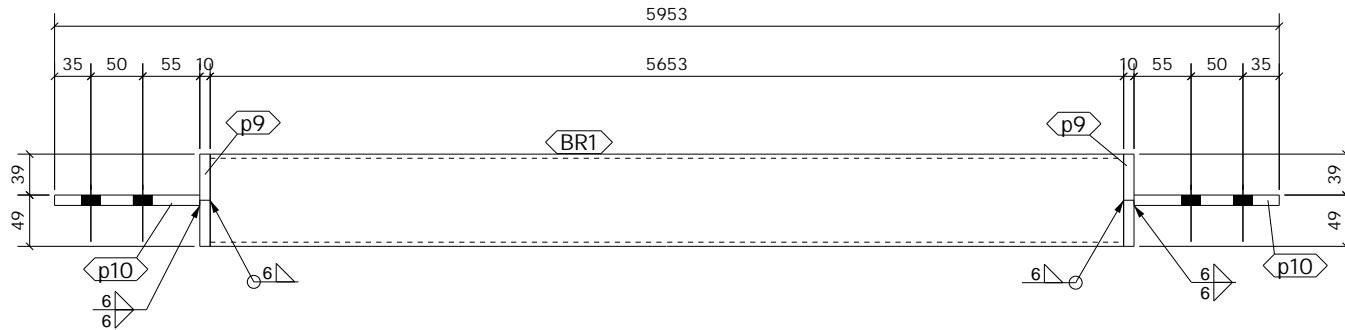
**FABRICATION STATUS**

Sawn by: \_\_\_\_\_ Date: \_\_\_\_\_  
 Fabricated by: \_\_\_\_\_ Date: \_\_\_\_\_  
 Welded by: \_\_\_\_\_ Date: \_\_\_\_\_  
 Loaded by: \_\_\_\_\_ Date: \_\_\_\_\_  
 Checked by: \_\_\_\_\_ Date: \_\_\_\_\_


B	ISSUED FOR APPROVAL	PCS	17.12.2022	SK	17.12.2022
A	ISSUED FOR APPROVAL	PCS	22.10.2022	SK	22.10.2022
REV		By	Date	By	Date
MARK	DESCRIPTION	CREATED		CHECKED	

**CLIENT:** Newcastle Steel **DATE CREATED:** 17.10.2022  
**PROJECT:** Block D Faverdale West **DRAWN BY:** PCS  
**CONTRACT NO:** 432-22 **DRAWING NO:** [AR.2] **REV:** B

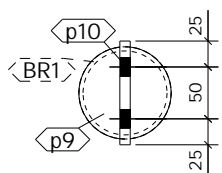
ASSEMBLY / SUB ASSEMBLY STATUS	
16	THIS IS IT'S OWN ASSEMBLY



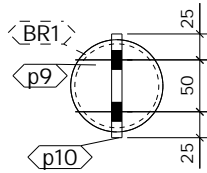
TOP VIEW  
1:5



FRONT VIEW  
1:5



A - A



B - B

18 No. BRACING

REQUIRED AS DRAWN MARKED BR1

SHOP MATERIAL LIST FOR 1 ASSEMBLY

Mark	Size	Grade	No.	Length (mm)	Area (m <sup>2</sup> )	Weight (kg)
BR1	CHS88.9*4.0	S275	1	5653	1.570	46.1
p9	PLT10*88.9	S275	2	89	0.030	0.9
p10	FLT10*100	S275	2	140	0.066	2.2
<b>Total</b>					1.665	49.3

GENERAL NOTES

All Holes to be 22 Dia UNO Slot hole length is to outside  
All Welds to be 6 FW. UNO

All Steelwork Manufactured to:  
BS EN 1090-2: Execution Class EXC2 U.N.O.

FINISH S.B. & PRIME

LOT 0 QTY 18

PHASE 1 QTY 18

FABRICATION STATUS

Sawn by: \_\_\_\_\_ Date: \_\_\_\_\_

Fabricated by: \_\_\_\_\_ Date: \_\_\_\_\_

Welded by: \_\_\_\_\_ Date: \_\_\_\_\_

Loaded by: \_\_\_\_\_ Date: \_\_\_\_\_

Checked by: \_\_\_\_\_ Date: \_\_\_\_\_

REV	DESCRIPTION	By	Date	By	Date
A	ISSUED FOR APPROVAL	PCS	22.10.2022	SK	22.10.2022
MARK		CREATED		CHECKED	

CLIENT: Newcastle Steel DATE CREATED: 16.10.2022

PROJECT: Block D Faverdale West DRAWN BY: PCS

CONTRACT NO: 432-22 DRAWING NO: [BR.1] REV: A

ASSEMBLY / SUB ASSEMBLY STATUS

18	THIS IS IT'S OWN ASSEMBLY
----	---------------------------

SHOP MATERIAL LIST FOR 1 ASSEMBLY						
Mark	Size	Grade	No.	Length (mm)	Area (m <sup>2</sup> )	Weight (kg)
BR1	CHS88.9*4.0	S275	1	5653	1.570	46.1
p9	PLT10*88.9	S275	2	89	0.030	0.9
p10	FLT10*100	S275	1	140	0.033	1.1
p12	FLT10*90	S275	1	140	0.030	1.0
<b>Total</b>					1.662	49.2

**GENERAL NOTES**

All Holes to be **22 Dia UNO** Slot hole length is to outside  
 All Welds to be **6 FW. UNO**

All Steelwork Manufactured to:  
 BS EN 1090-2: Execution Class **EXC2** U.N.O.

FINISH **S.B. & PRIME**


LOT **0** QTY **2**  
 PHASE **1** QTY **2**

**FABRICATION STATUS**


Sawn by: \_\_\_\_\_ Date: \_\_\_\_\_  
 Fabricated by: \_\_\_\_\_ Date: \_\_\_\_\_  
 Welded by: \_\_\_\_\_ Date: \_\_\_\_\_  
 Loaded by: \_\_\_\_\_ Date: \_\_\_\_\_  
 Checked by: \_\_\_\_\_ Date: \_\_\_\_\_

REV	DESCRIPTION	ISSUED FOR APPROVAL			
		By	Date	By	Date
A		PCS	22.10.2022	SK	22.10.2022
MARK		CREATED		CHECKED	

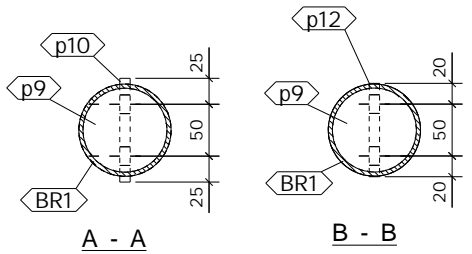
**CLIENT:** Newcastle Steel **DATE CREATED:** 17.10.2022  
**PROJECT:** Block D Faverdale West **DRAWN BY:** PCS  
**CONTRACT NO:** 432-22 **DRAWING NO:** [BR.2] **REV:** A



TOP VIEW  
1:5

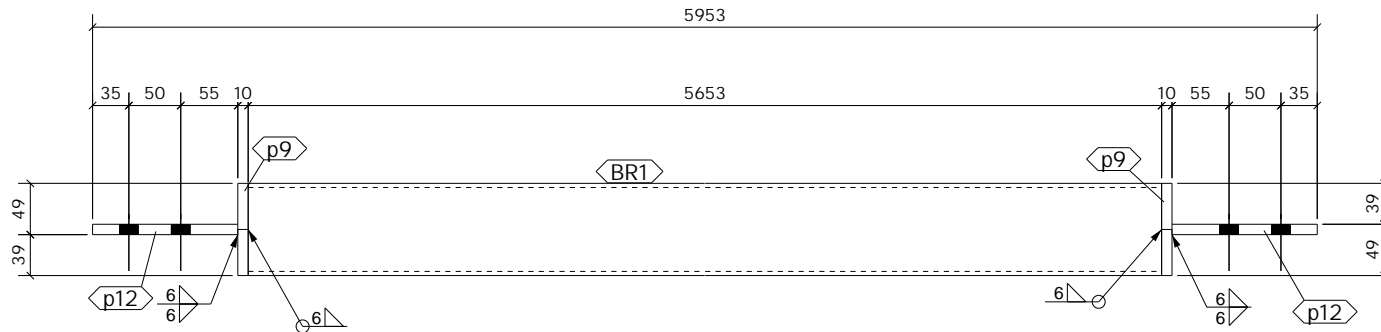


FRONT VIEW  
1:5




2 No. BRACING REQUIRED AS DRAWN MARKED BR2

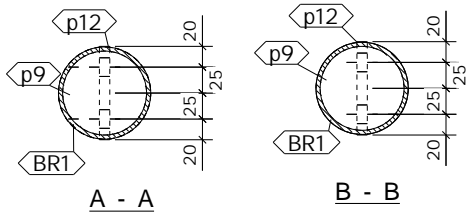
ASSEMBLY / SUB ASSEMBLY STATUS	
2	THIS IS IT'S OWN ASSEMBLY



TOP VIEW  
1:5



FRONT VIEW  
1:5



A - A

B - B

4 No. BRACING

REQUIRED AS DRAWN MARKED BR3

SHOP MATERIAL LIST FOR 1 ASSEMBLY

Mark	Size	Grade	No.	Length (mm)	Area (m <sup>2</sup> )	Weight (kg)
BR1	CHS88.9*4.0	S275	1	5653	1.570	46.1
p9	PLT10*88.9	S275	2	89	0.030	0.9
p12	FLT10*90	S275	2	140	0.060	2.0
<b>Total</b>					1.659	49.1

GENERAL NOTES

All Holes to be 22 Dia UNO Slot hole length is to outside  
All Welds to be 6 FW. UNO

All Steelwork Manufactured to:  
BS EN 1090-2: Execution Class EXC2 U.N.O.

FINISH S.B. & PRIME

LOT 0 QTY 4

PHASE 1 QTY 4

FABRICATION STATUS

Sawn by: \_\_\_\_\_ Date: \_\_\_\_\_

Fabricated by: \_\_\_\_\_ Date: \_\_\_\_\_

Welded by: \_\_\_\_\_ Date: \_\_\_\_\_

Loaded by: \_\_\_\_\_ Date: \_\_\_\_\_

Checked by: \_\_\_\_\_ Date: \_\_\_\_\_

REV	DESCRIPTION	ISSUED FOR APPROVAL			
		By	Date	By	Date
A		PCS	22.10.2022	SK	22.10.2022
MARK		CREATED		CHECKED	

CLIENT: Newcastle Steel DATE CREATED: 17.10.2022

PROJECT: Block D Faverdale West DRAWN BY: PCS

CONTRACT NO: 432-22 DRAWING NO: [BR.3] REV: A

ASSEMBLY / SUB ASSEMBLY STATUS

4 THIS IS IT'S OWN ASSEMBLY

**SHOP MATERIAL LIST FOR 1 ASSEMBLY**

Mark	Size	Grade	No.	Length (mm)	Area (m <sup>2</sup> )	Weight (kg)
BR2	CHS88.9*4.0	S275	1	6086	1.690	49.7
p9	PLT10*88.9	S275	2	89	0.030	0.9
p10	FLT10*100	S275	2	140	0.066	2.2
<b>Total</b>					1.785	52.8

**GENERAL NOTES**

All Holes to be **22 Dia UNO** Slot hole length is to outside  
 All Welds to be **6 FW. UNO**

All Steelwork Manufactured to:  
 BS EN 1090-2: Execution Class **EXC2** U.N.O.

FINISH **S.B. & PRIME**

LOT **0** QTY **4**

PHASE **1** QTY **4**

**FABRICATION STATUS**


Sawn by: \_\_\_\_\_ Date: \_\_\_\_\_

Fabricated by: \_\_\_\_\_ Date: \_\_\_\_\_


Welded by: \_\_\_\_\_ Date: \_\_\_\_\_

Loaded by: \_\_\_\_\_ Date: \_\_\_\_\_

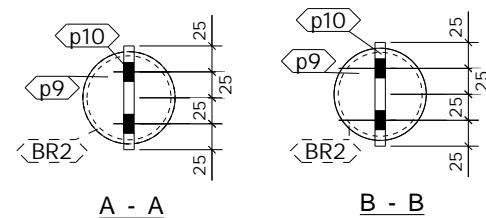
Checked by: \_\_\_\_\_ Date: \_\_\_\_\_



TOP VIEW  
1:5



FRONT VIEW  
1:5



A - A

B - B

4 No. BRACING

REQUIRED AS DRAWN MARKED BR4

REV	DESCRIPTION	By	Date	By	Date
A	ISSUED FOR APPROVAL	PCS	22.10.2022	SK	22.10.2022
MARK	DESCRIPTION	CREATED	CHECKED		

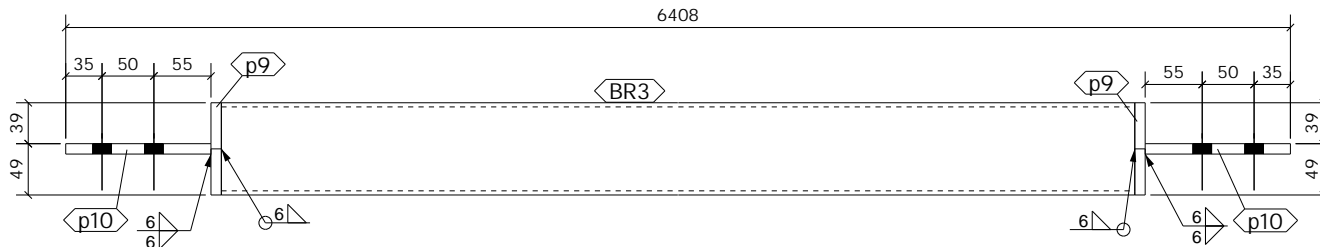
**CLIENT:** Newcastle Steel **DATE CREATED:** 16.10.2022

**PROJECT:** Block D Faverdale West **DRAWN BY:** PCS


**CONTRACT NO:** 432-22 **DRAWING NO:** [BR.4] **REV:** A

ASSEMBLY / SUB ASSEMBLY STATUS	
4	THIS IS IT'S OWN ASSEMBLY

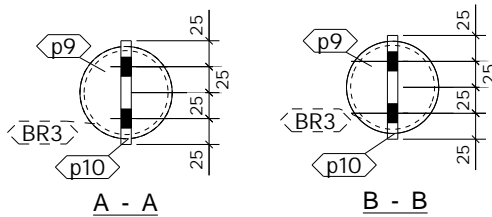




TOP VIEW  
1:5



FRONT VIEW  
1:5



A - A

B - B

4 No. BRACING

REQUIRED AS DRAWN MARKED BR5

SHOP MATERIAL LIST FOR 1 ASSEMBLY

Mark	Size	Grade	No.	Length (mm)	Area (m) <sup>2</sup>	Weight (kg)
BR3	CHS88.9*4.0	S275	1	6108	1.696	49.8
p9	PLT10*88.9	S275	2	89	0.030	0.9
p10	FLT10*100	S275	2	140	0.066	2.2
<b>Total</b>					1.791	53.0

GENERAL NOTES

All Holes to be 22 Dia UNO Slot hole length is to outside  
All Welds to be 6 FW. UNO

All Steelwork Manufactured to:  
BS EN 1090-2: Execution Class EXC2 U.N.O.

FINISH S.B. & PRIME

LOT 0 QTY 4

PHASE 1 QTY 4

FABRICATION STATUS

Sawn by: \_\_\_\_\_ Date: \_\_\_\_\_

Fabricated by: \_\_\_\_\_ Date: \_\_\_\_\_

Welded by: \_\_\_\_\_ Date: \_\_\_\_\_

Loaded by: \_\_\_\_\_ Date: \_\_\_\_\_

Checked by: \_\_\_\_\_ Date: \_\_\_\_\_

REV	DESCRIPTION	ISSUED FOR APPROVAL			
		By	Date	By	Date
A		PCS	22.10.2022	SK	22.10.2022
MARK		CREATED		CHECKED	

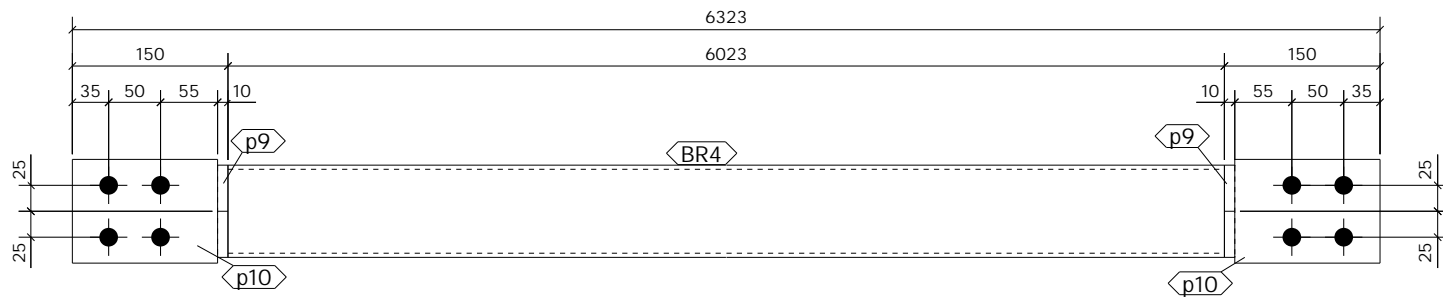
CLIENT: Newcastle Steel DATE CREATED: 16.10.2022

PROJECT: Block D Faverdale West DRAWN BY: PCS


CONTRACT NO: 432-22 DRAWING NO: [BR.5] REV: A

ASSEMBLY / SUB ASSEMBLY STATUS

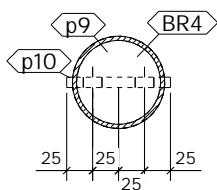
4 THIS IS IT'S OWN ASSEMBLY



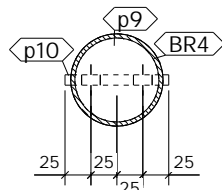
TOP VIEW  
1:5



FRONT VIEW  
1:5



A - A



B - B

4 No. BRACING

REQUIRED AS DRAWN MARKED BR6

SHOP MATERIAL LIST FOR 1 ASSEMBLY

Mark	Size	Grade	No.	Length (mm)	Area (m <sup>2</sup> )	Weight (kg)
BR4	CHS88.9*4.0	S275	1	6023	1.672	49.2
p9	PLT10*88.9	S275	2	89	0.030	0.9
p10	FLT10*100	S275	2	140	0.066	2.2
<b>Total</b>					1.768	52.3

GENERAL NOTES

All Holes to be 22 Dia UNO Slot hole length is to outside  
 All Welds to be 6 FW. UNO

All Steelwork Manufactured to:  
 BS EN 1090-2: Execution Class EXC2 U.N.O.

FINISH S.B. & PRIME

LOT 0 QTY 4

PHASE 1 QTY 4

FABRICATION STATUS

Sawn by: \_\_\_\_\_ Date: \_\_\_\_\_

Fabricated by: \_\_\_\_\_ Date: \_\_\_\_\_

Welded by: \_\_\_\_\_ Date: \_\_\_\_\_

Loaded by: \_\_\_\_\_ Date: \_\_\_\_\_

Checked by: \_\_\_\_\_ Date: \_\_\_\_\_

REV	DESCRIPTION	By	Date	By	Date
A	ISSUED FOR APPROVAL	PCS	22.10.2022	SK	22.10.2022
MARK		CREATED		CHECKED	

CLIENT: Newcastle Steel DATE CREATED: 16.10.2022

PROJECT: Block D Faverdale West DRAWN BY: PCS

CONTRACT NO: 432-22 DRAWING NO: [BR.6] REV: A

ASSEMBLY / SUB ASSEMBLY STATUS	
4	THIS IS IT'S OWN ASSEMBLY

**SHOP MATERIAL LIST FOR 1 ASSEMBLY**

Mark	Size	Grade	No.	Length (mm)	Area (m <sup>2</sup> )	Weight (kg)
BR5	CHS88.9*4.0	S275	1	6048	1.679	49.4
p9	PLT10*88.9	S275	2	89	0.030	0.9
p10	FLT10*100	S275	2	140	0.066	2.2
<b>Total</b>					1.775	52.5

**GENERAL NOTES**

All Holes to be **22 Dia UNO** Slot hole length is to outside  
 All Welds to be **6 FW. UNO**

All Steelwork Manufactured to:  
 BS EN 1090-2: Execution Class **EXC2** U.N.O.

FINISH **S.B. & PRIME**

LOT **0** QTY **4**

PHASE **1** QTY **4**

**FABRICATION STATUS**

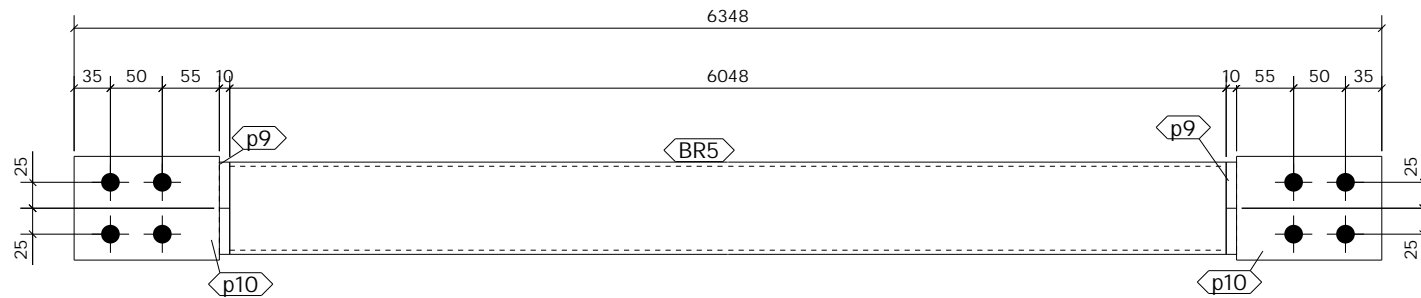
Sawn by: \_\_\_\_\_ Date: \_\_\_\_\_

Fabricated by: \_\_\_\_\_ Date: \_\_\_\_\_


Welded by: \_\_\_\_\_ Date: \_\_\_\_\_

Loaded by: \_\_\_\_\_ Date: \_\_\_\_\_

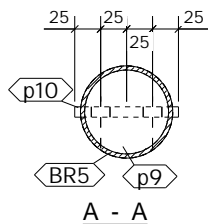
Checked by: \_\_\_\_\_ Date: \_\_\_\_\_



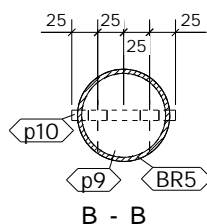
TOP VIEW  
1:5



FRONT VIEW  
1:5



A - A



B - B

**4 No. BRACING**

**REQUIRED AS DRAWN MARKED BR7**

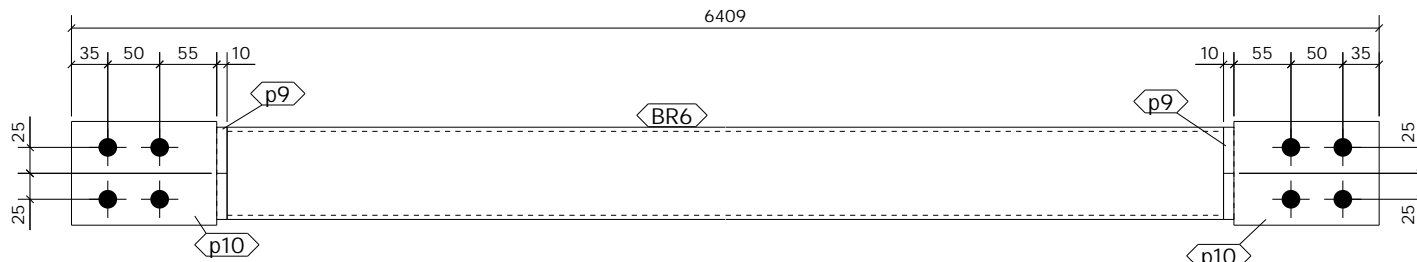
REV	DESCRIPTION	By	Date	By	Date
A	ISSUED FOR APPROVAL	PCS	22.10.2022	SK	22.10.2022
MARK	DESCRIPTION	CREATED	CHECKED		

**CLIENT:** Newcastle Steel **DATE CREATED:** 16.10.2022


**PROJECT:** Block D Faverdale West **DRAWN BY:** PCS

**CONTRACT NO:** 432-22 **DRAWING NO:** [BR.7] **REV:** A

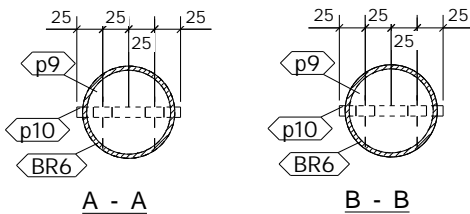
ASSEMBLY / SUB ASSEMBLY STATUS	
4	THIS IS IT'S OWN ASSEMBLY



TOP VIEW  
1:5



FRONT VIEW  
1:5



A - A

B - B

4 No. BRACING

REQUIRED AS DRAWN MARKED BR8

SHOP MATERIAL LIST FOR 1 ASSEMBLY

Mark	Size	Grade	No.	Length (mm)	Area (m) <sup>2</sup>	Weight (kg)
BR6	CHS88.9*4.0	S275	1	6109	1.696	49.9
p9	PLT10*88.9	S275	2	89	0.030	0.9
p10	FLT10*100	S275	2	140	0.066	2.2
<b>Total</b>					1.792	53.0

GENERAL NOTES

All Holes to be 22 Dia UNO Slot hole length is to outside  
All Welds to be 6 FW. UNO

All Steelwork Manufactured to:  
BS EN 1090-2: Execution Class EXC2 U.N.O.

FINISH S.B. & PRIME

LOT 0 QTY 4

PHASE 1 QTY 4

FABRICATION STATUS

Sawn by: \_\_\_\_\_ Date: \_\_\_\_\_

Fabricated by: \_\_\_\_\_ Date: \_\_\_\_\_

Welded by: \_\_\_\_\_ Date: \_\_\_\_\_

Loaded by: \_\_\_\_\_ Date: \_\_\_\_\_

Checked by: \_\_\_\_\_ Date: \_\_\_\_\_

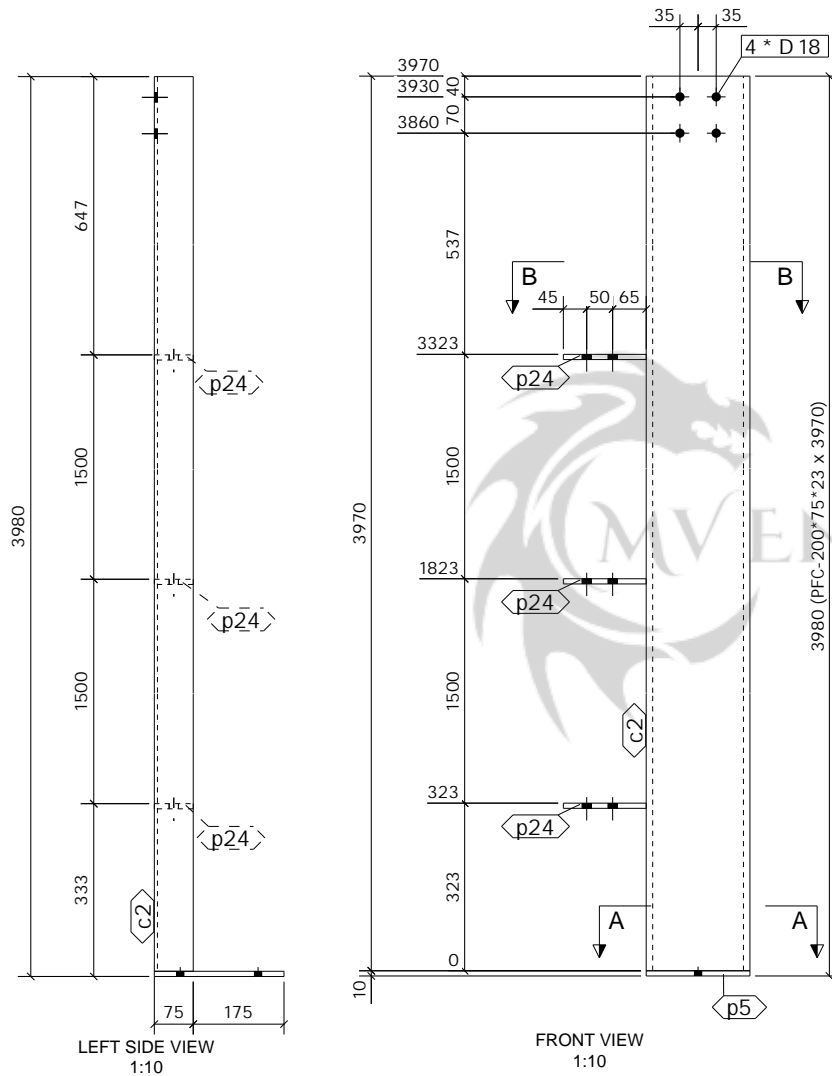
MARK	DESCRIPTION	CREATED	CHECKED
A	ISSUED FOR APPROVAL	PCS 22.10.2022	SK 22.10.2022
REV		By Date	By Date

CLIENT: Newcastle Steel DATE CREATED: 16.10.2022

PROJECT: Block D Faverdale West DRAWN BY: PCS

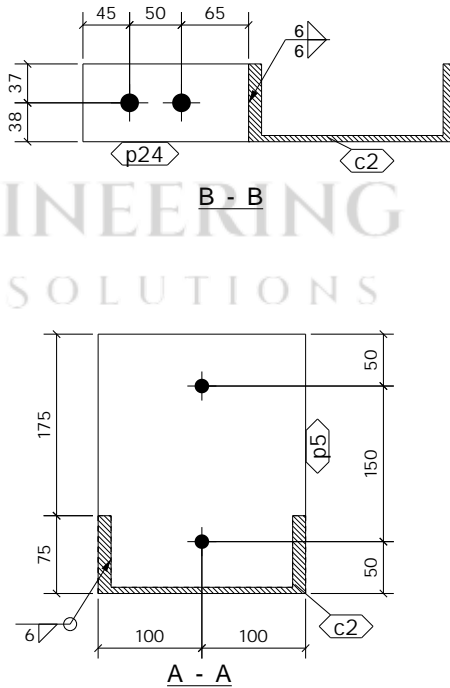
CONTRACT NO: 432-22 DRAWING NO: [BR.8] REV: A

ASSEMBLY / SUB ASSEMBLY STATUS
4 THIS IS IT'S OWN ASSEMBLY



1 No. CHANNEL

REQUIRED AS DRAWN MARKED CH1



**SHOP MATERIAL LIST FOR 1 ASSEMBLY**

Mark	Size	Grade	No.	Length (mm)	Area (m <sup>2</sup> )	Weight (kg)
c2	PFC-200*75*23	S355-JR	1	3970	2.737	91.2
p5	FLT10*200	S275	1	250	0.109	3.9
p24	FLT10*75	S275	3	160	0.086	2.8
<b>Total</b>					2.932	97.9

**GENERAL NOTES**

All Holes to be **22 Dia UNO** Slot hole length is to outside  
 All Welds to be **6 FW. UNO**

All Steelwork Manufactured to:  
 BS EN 1090-2: Execution Class **EXC2** U.N.O.

FINISH **S.B. & PRIME**

LOT **0** QTY **1**

PHASE **1** QTY **1**

**FABRICATION STATUS**

Sawn by: \_\_\_\_\_ Date: \_\_\_\_\_  
 Fabricated by: \_\_\_\_\_ Date: \_\_\_\_\_  
 Welded by: \_\_\_\_\_ Date: \_\_\_\_\_  
 Loaded by: \_\_\_\_\_ Date: \_\_\_\_\_  
 Checked by: \_\_\_\_\_ Date: \_\_\_\_\_

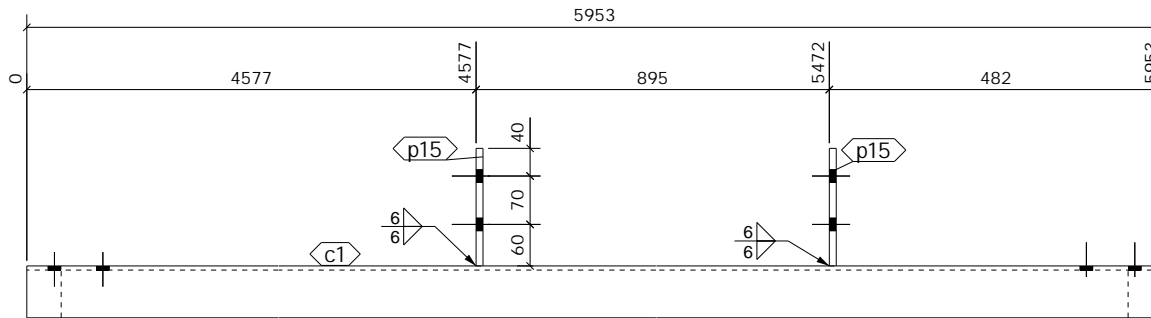
B	ISSUED FOR APPROVAL	PCS	17.12.2022	SK	17.12.2022
A	ISSUED FOR APPROVAL	PCS	22.10.2022	SK	22.10.2022
REV		By	Date	By	Date
MARK	DESCRIPTION	CREATED	CHECKED		

**CLIENT:** Newcastle Steel **DATE CREATED:** 20.10.2022


**PROJECT:** Block D Faverdale West **DRAWN BY:** PCS

**CONTRACT NO:** 432-22 **DRAWING NO:** [CH.1] **REV:** B

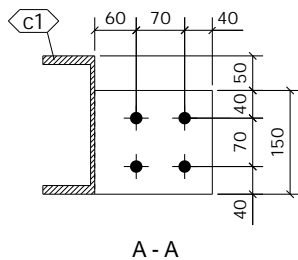
ASSEMBLY / SUB ASSEMBLY STATUS	
1	THIS IS IT'S OWN ASSEMBLY



TOP VIEW  
1:7.5



FRONT VIEW  
1:7.5



A - A

3 No. CHANNEL

REQUIRED AS DRAWN MARKED CH2

SHOP MATERIAL LIST FOR 1 ASSEMBLY

Mark	Size	Grade	No.	Length (mm)	Area (m) <sup>2</sup>	Weight (kg)
c1	PFC-200*75*23	S355-JR	1	5953	4.083	135.9
p15	FLT10*150	S275	2	170	0.115	4.0
<b>Total</b>					4.198	139.9

GENERAL NOTES

All Holes to be 22 Dia UNO Slot hole length is to outside  
All Welds to be 6 FW. UNO

All Steelwork Manufactured to:  
BS EN 1090-2: Execution Class EXC2 U.N.O.

FINISH S.B. & PRIME

LOT 0 QTY 3

PHASE 1 QTY 3

FABRICATION STATUS

Sawn by: \_\_\_\_\_ Date: \_\_\_\_\_  
Fabricated by: \_\_\_\_\_ Date: \_\_\_\_\_  
Welded by: \_\_\_\_\_ Date: \_\_\_\_\_  
Loaded by: \_\_\_\_\_ Date: \_\_\_\_\_  
Checked by: \_\_\_\_\_ Date: \_\_\_\_\_

REV	DESCRIPTION	By	Date	By	Date
A	ISSUED FOR APPROVAL	PCS	22.10.2022	SK	22.10.2022
MARK		CREATED		CHECKED	

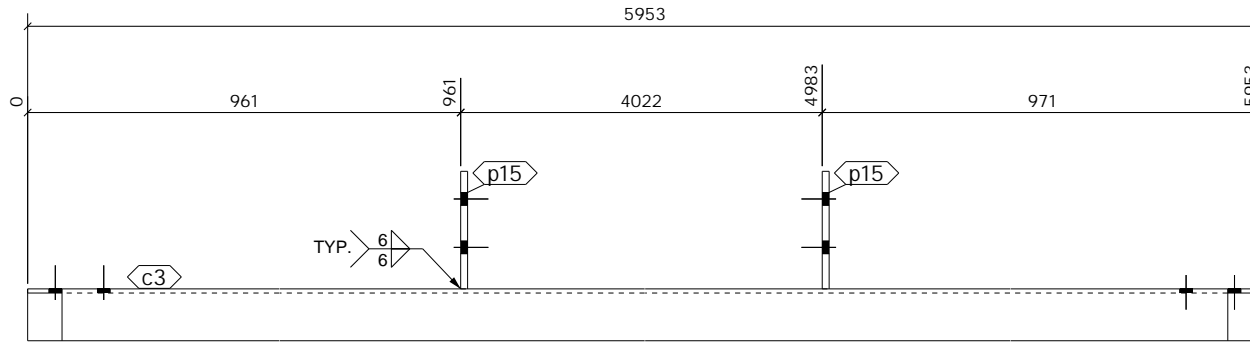
CLIENT: Newcastle Steel DATE CREATED: 16.10.2022

PROJECT: Block D Faverdale West DRAWN BY: PCS

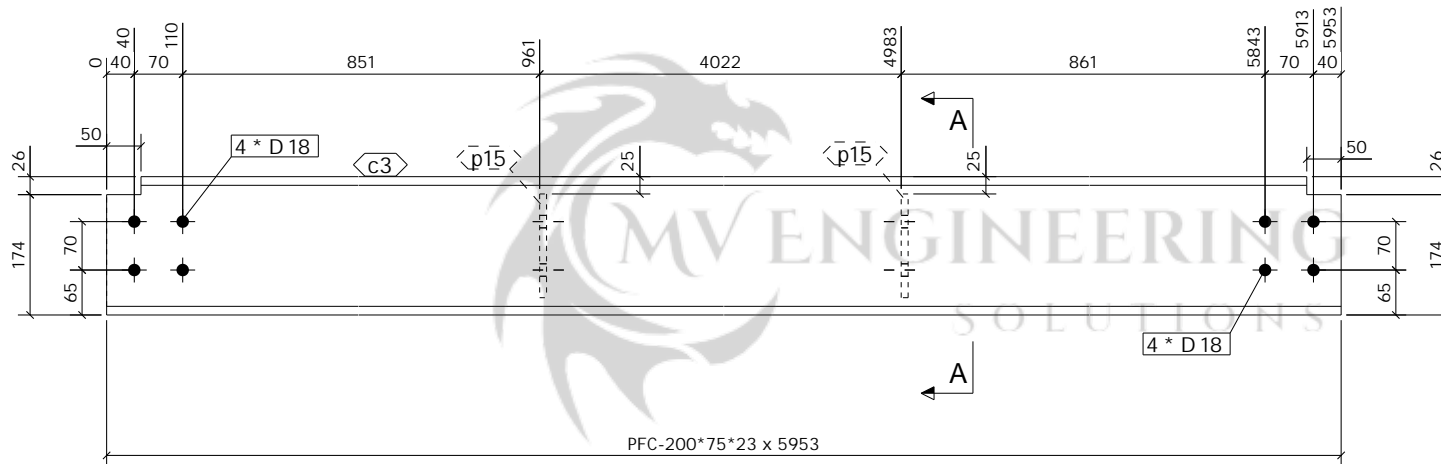
CONTRACT NO: 432-22 DRAWING NO: [CH.2] REV: A

ASSEMBLY / SUB ASSEMBLY STATUS

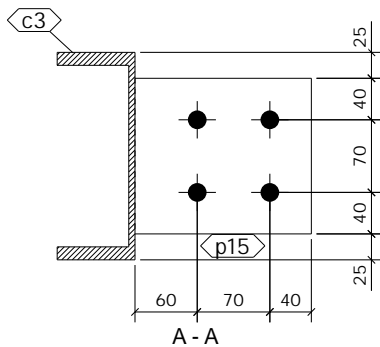
3	THIS IS IT'S OWN ASSEMBLY
---	---------------------------



TOP VIEW  
1:7.5



FRONT VIEW  
1:7.5



A - A

4 No. CHANNEL

REQUIRED AS DRAWN MARKED CH3

SHOP MATERIAL LIST FOR 1 ASSEMBLY

Mark	Size	Grade	No.	Length (mm)	Area (m <sup>2</sup> )	Weight (kg)
c3	PFC-200*75*23	S355-JR	1	5953	4.083	135.9
p15	FLT10*150	S275	2	170	0.115	4.0
<b>Total</b>					4.198	139.9

GENERAL NOTES

All Holes to be 22 Dia UNO Slot hole length is to outside  
All Welds to be 6 FW. UNO

All Steelwork Manufactured to:  
BS EN 1090-2: Execution Class **EXC2** U.N.O.

FINISH **S.B. & PRIME**

LOT **0** QTY **4**

PHASE **1** QTY **4**

FABRICATION STATUS

Sawn by: \_\_\_\_\_ Date: \_\_\_\_\_  
Fabricated by: \_\_\_\_\_ Date: \_\_\_\_\_  
Welded by: \_\_\_\_\_ Date: \_\_\_\_\_  
Loaded by: \_\_\_\_\_ Date: \_\_\_\_\_  
Checked by: \_\_\_\_\_ Date: \_\_\_\_\_

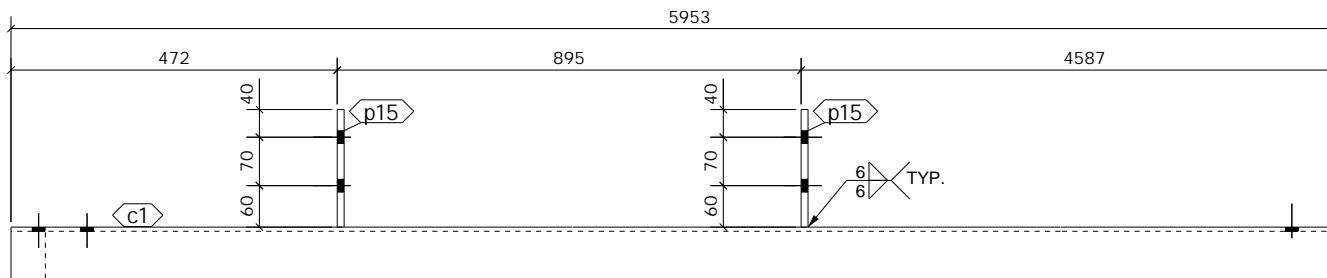
REV	DESCRIPTION	By	Date	By	Date
A	ISSUED FOR APPROVAL	PCS	22.10.2022	SK	22.10.2022
MARK	DESCRIPTION	CREATED		CHECKED	

CLIENT: Newcastle Steel DATE CREATED: 16.10.2022


PROJECT: Block D Faverdale West DRAWN BY: PCS

CONTRACT NO: 432-22 DRAWING NO: [CH.3] REV: A

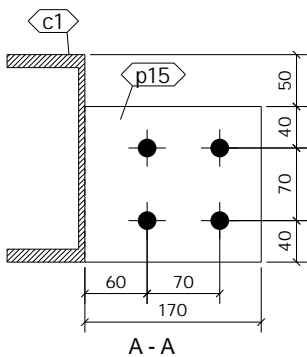
ASSEMBLY / SUB ASSEMBLY STATUS	
4	THIS IS IT'S OWN ASSEMBLY



TOP VIEW  
1:7.5



FRONT VIEW  
1:7.5



A - A

1 No. CHANNEL

REQUIRED AS DRAWN MARKED CH4

SHOP MATERIAL LIST FOR 1 ASSEMBLY

Mark	Size	Grade	No.	Length (mm)	Area (m <sup>2</sup> )	Weight (kg)	
c1	PFC-200*75*23	S355-JR	1	5953	4.083	135.9	
p15	FLT10*150	S275	2	170	0.115	4.0	
					<b>Total</b>	4.198	139.9

GENERAL NOTES

All Holes to be 22 Dia UNO Slot hole length is to outside  
All Welds to be 6 FW. UNO

All Steelwork Manufactured to:  
BS EN 1090-2: Execution Class EXC2 U.N.O.

FINISH S.B. & PRIME

LOT 0 QTY 1

PHASE 1 QTY 1

FABRICATION STATUS

Sawn by:	_____	Date:	_____
Fabricated by:	_____	Date:	_____
Welded by:	_____	Date:	_____
Loaded by:	_____	Date:	_____
Checked by:	_____	Date:	_____

A	ISSUED FOR APPROVAL	PCS	22.10.2022	SK	22.10.2022
REV		By	Date	By	Date
MARK	DESCRIPTION	CREATED		CHECKED	

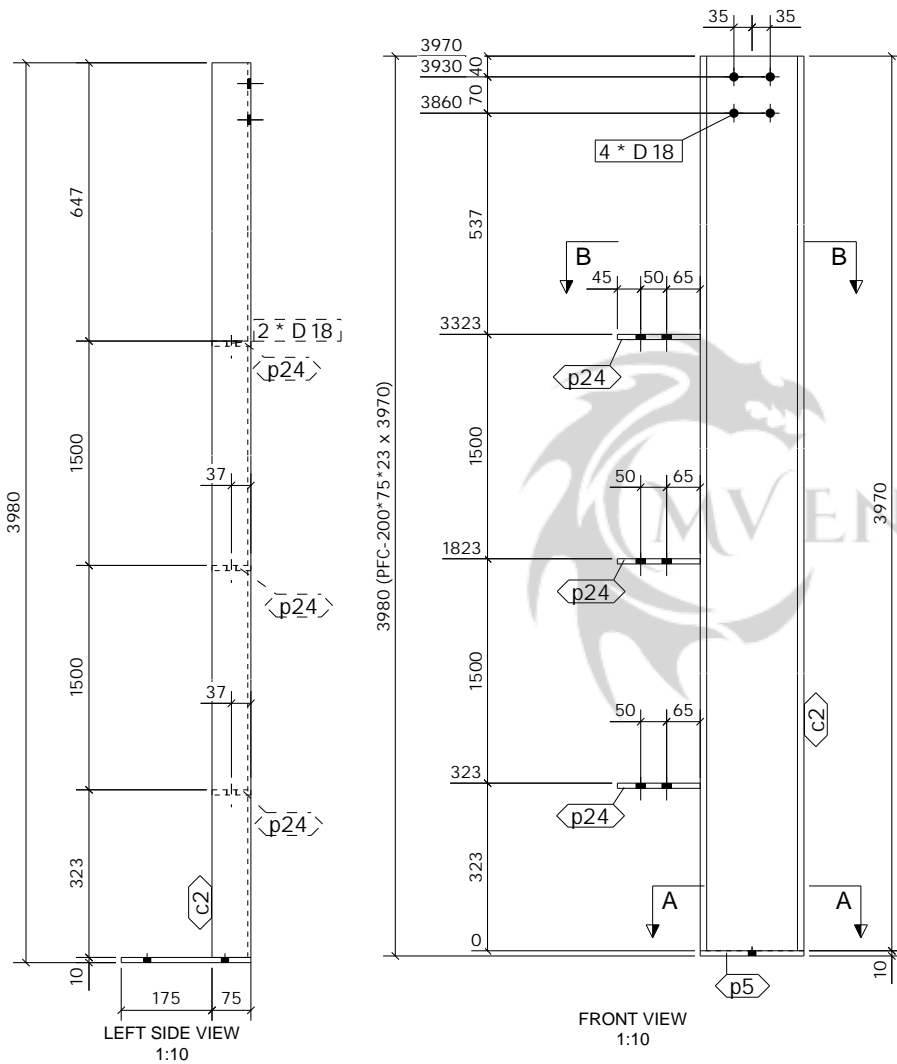
CLIENT: Newcastle Steel DATE CREATED: 17.10.2022

PROJECT: Block D Faverdale West DRAWN BY: PCS

CONTRACT NO: 432-22 DRAWING NO: [CH.4] REV: A

ASSEMBLY / SUB ASSEMBLY STATUS	
1	THIS IS IT'S OWN ASSEMBLY





4 No. CHANNEL

REQUIRED AS DRAWN MARKED CH5

SHOP MATERIAL LIST FOR 1 ASSEMBLY

Mark	Size	Grade	No.	Length (mm)	Area (m <sup>2</sup> )	Weight (kg)
c2	PFC-200*75*23	S355-JR	1	3970	2.737	91.2
p5	FLT10*200	S275	1	250	0.109	3.9
p24	FLT10*75	S275	3	160	0.086	2.8
<b>Total</b>					2.932	97.9

GENERAL NOTES

All Holes to be 22 Dia UNO Slot hole length is to outside  
 All Welds to be 6 FW. UNO

All Steelwork Manufactured to:  
 BS EN 1090-2: Execution Class EXC2 U.N.O.

FINISH S.B. & PRIME

LOT 0 QTY 4

PHASE 1 QTY 4

FABRICATION STATUS

Sawn by: \_\_\_\_\_ Date: \_\_\_\_\_

Fabricated by: \_\_\_\_\_ Date: \_\_\_\_\_

Welded by: \_\_\_\_\_ Date: \_\_\_\_\_

Loaded by: \_\_\_\_\_ Date: \_\_\_\_\_

Checked by: \_\_\_\_\_ Date: \_\_\_\_\_

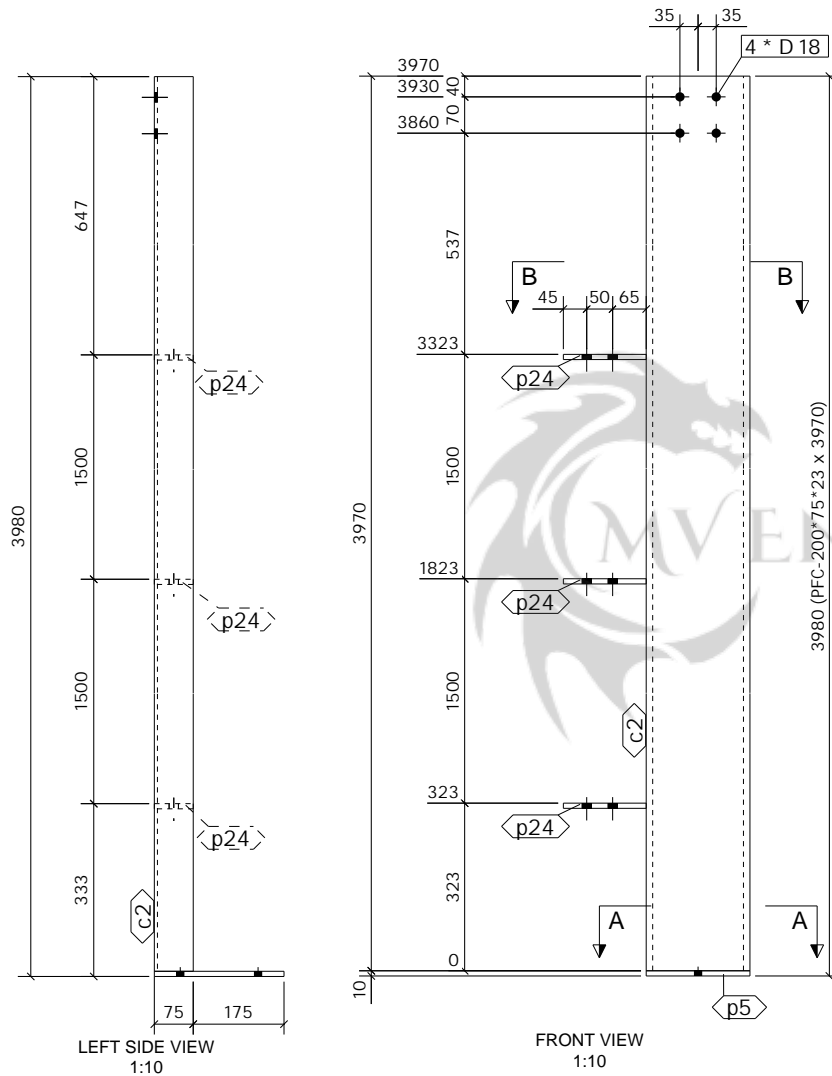
B	ISSUED FOR APPROVAL	PCS	17.12.2022	SK	17.12.2022
A	ISSUED FOR APPROVAL	PCS	22.10.2022	SK	22.10.2022
REV		By	Date	By	Date
MARK	DESCRIPTION	CREATED	CHECKED		

CLIENT: Newcastle Steel DATE CREATED: 20.10.2022

PROJECT: Block D Faverdale West DRAWN BY: PCS

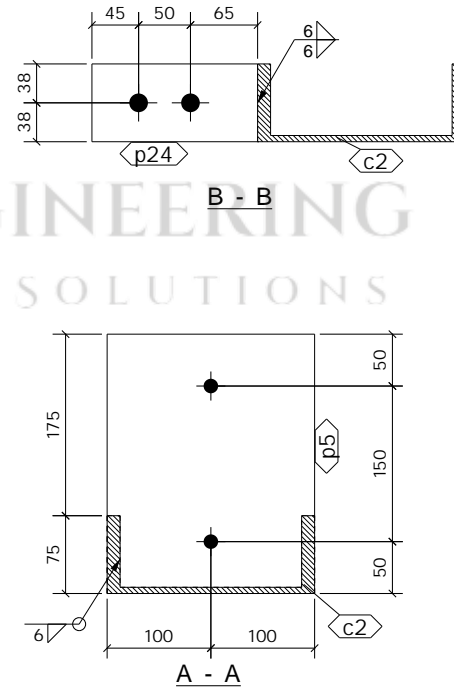
CONTRACT NO: 432-22 DRAWING NO: [CH.5] REV: B

ASSEMBLY / SUB ASSEMBLY STATUS	
4	THIS IS IT'S OWN ASSEMBLY



3 No. CHANNEL

REQUIRED AS DRAWN MARKED CH6



**SHOP MATERIAL LIST FOR 1 ASSEMBLY**

Mark	Size	Grade	No.	Length (mm)	Area (m <sup>2</sup> )	Weight (kg)
c2	PFC-200*75*23	S355-JR	1	3970	2.737	91.2
p5	FLT10*200	S275	1	250	0.109	3.9
p24	FLT10*75	S275	3	160	0.086	2.8
<b>Total</b>					2.932	97.9

**GENERAL NOTES**

All Holes to be **22** Dia UNO Slot hole length is to outside  
 All Welds to be **6** FW. UNO

All Steelwork Manufactured to:  
 BS EN 1090-2: Execution Class **EXC2** U.N.O.

FINISH **S.B. & PRIME**

LOT **0** QTY **3**

PHASE **1** QTY **3**

**FABRICATION STATUS**

Sawn by: \_\_\_\_\_ Date: \_\_\_\_\_  
 Fabricated by: \_\_\_\_\_ Date: \_\_\_\_\_  
 Welded by: \_\_\_\_\_ Date: \_\_\_\_\_  
 Loaded by: \_\_\_\_\_ Date: \_\_\_\_\_  
 Checked by: \_\_\_\_\_ Date: \_\_\_\_\_

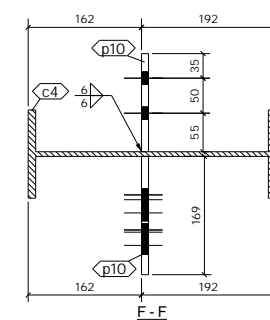
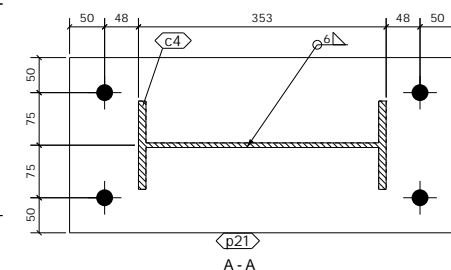
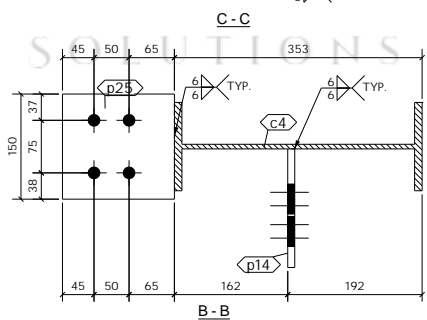
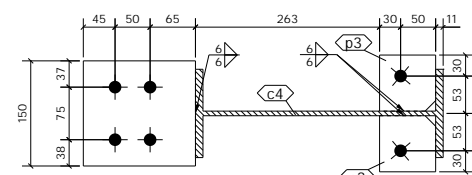
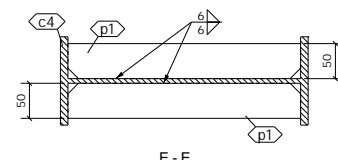
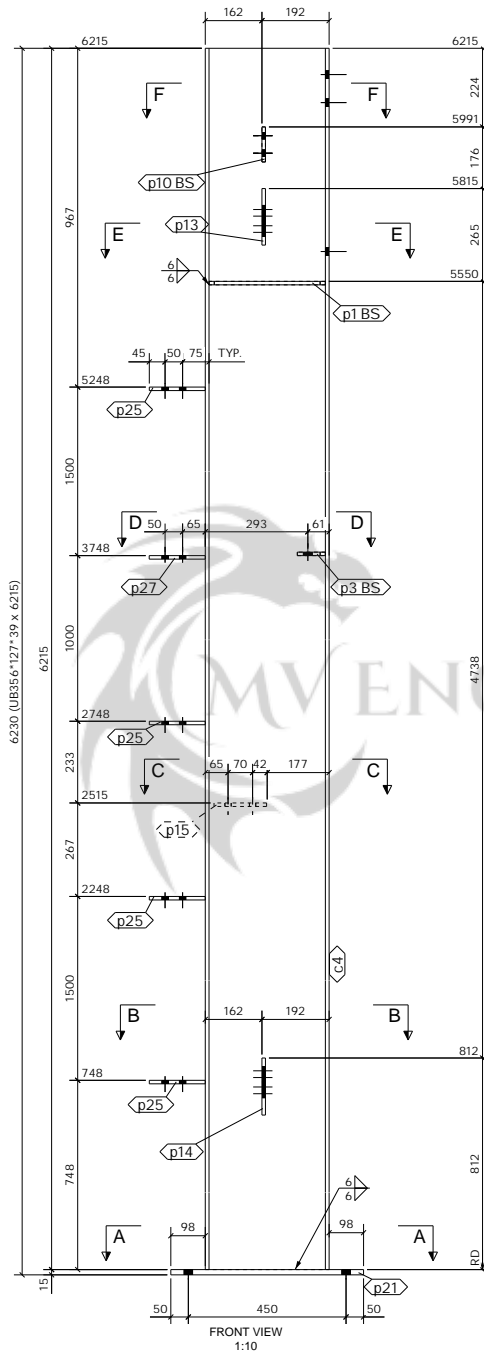
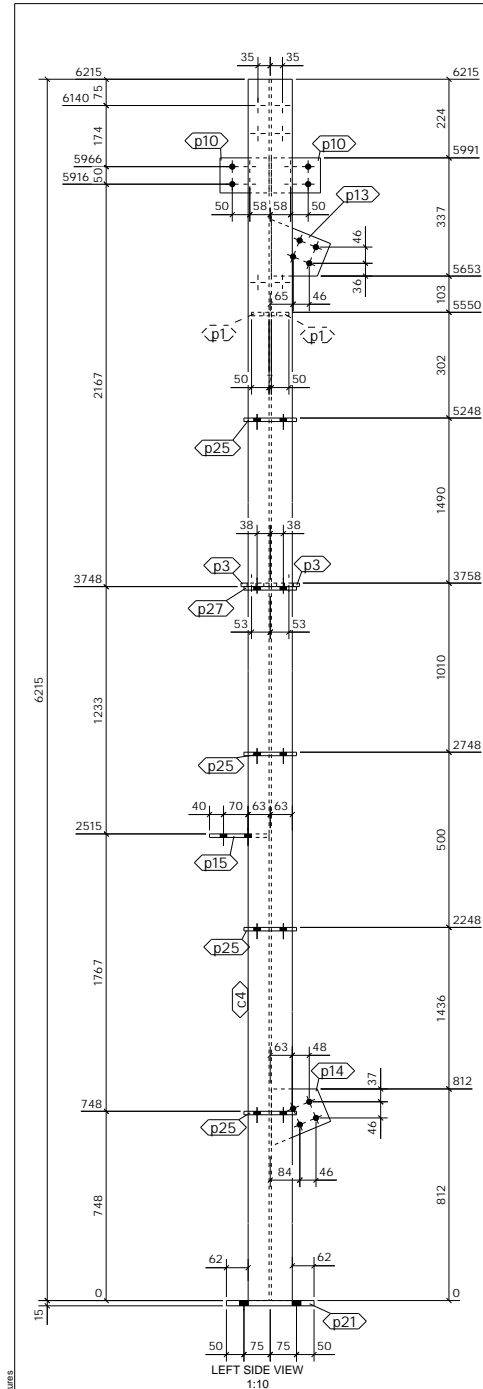
B	ISSUED FOR APPROVAL	PCS	17.12.2022	SK	17.12.2022
A	ISSUED FOR APPROVAL	PCS	22.10.2022	SK	22.10.2022
REV		By	Date	By	Date
MARK	DESCRIPTION	CREATED	CHECKED		

**CLIENT:** Newcastle Steel **DATE CREATED:** 20.10.2022

**PROJECT:** Block D Faverdale West **DRAWN BY:** PCS

**CONTRACT NO:** 432-22 **DRAWING NO:** [CH.6] **REV:** B

ASSEMBLY / SUB ASSEMBLY STATUS	
3	THIS IS IT'S OWN ASSEMBLY



**SHOP MATERIAL LIST FOR 1 ASSEMBLY**

Mark	Size	Grade	No.	Length (mm)	Area (m <sup>2</sup> )	Weight (kg)	
c4	UB356*127*39	S275	1	6215	7.453	238.5	
p1	FLT10*50	S275	2	332	0.080	2.6	
p3	FLT10*80	S275	2	80	0.031	1.0	
p10	FLT10*100	S275	2	140	0.066	2.2	
p13	PLT10*149.4	S275	1	182	0.045	1.5	
p14	PLT10*150.3	S275	1	183	0.045	1.6	
p15	FLT10*150	S275	1	170	0.057	2.0	
p21	FLT15*250	S275	1	550	0.299	16.2	
p25	FLT10*150	S275	4	160	0.216	7.5	
p27	FLT10*150	S275	1	160	0.054	1.9	
<b>Total</b>						<b>8.348</b>	<b>274.9</b>

**GENERAL NOTES**  
 All Holes to be 22 Dia UNO Slot hole length is to outside  
 All Welds to be 6 FW. UNO  
 All Steelwork Manufactured to: BS EN 1090-2: Execution Class EXC2 U.N.O.  
 FINISH S.B. & PRIME  
 LOT 0 QTY 1  
 PHASE 1 QTY 1

**FABRICATION STATUS**

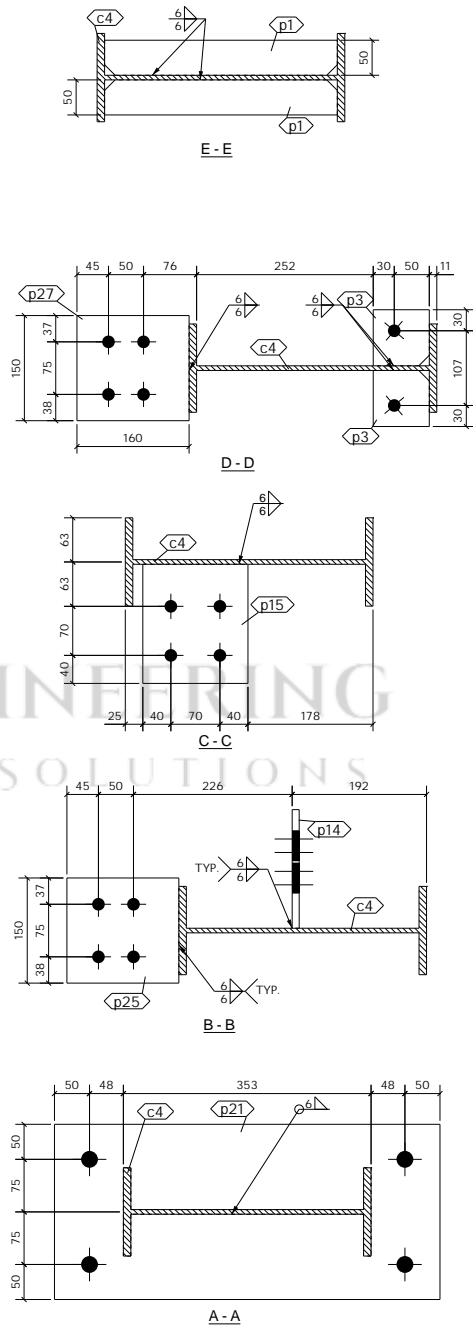
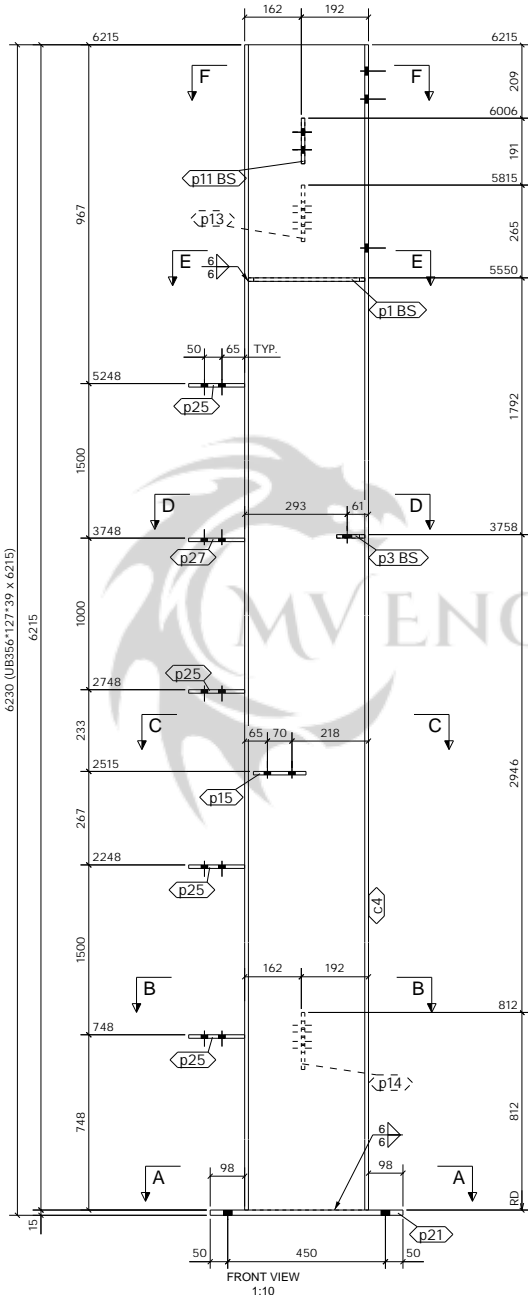
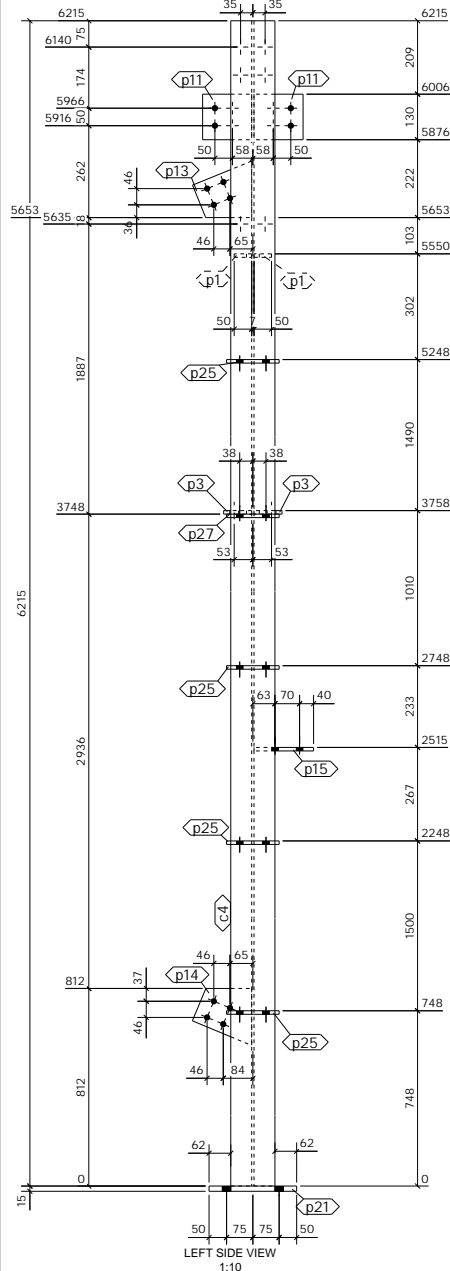
Sawn by: \_\_\_\_\_ Date: \_\_\_\_\_  
 Fabricated by: \_\_\_\_\_ Date: \_\_\_\_\_  
 Welded by: \_\_\_\_\_ Date: \_\_\_\_\_  
 Loaded by: \_\_\_\_\_ Date: \_\_\_\_\_  
 Checked by: \_\_\_\_\_ Date: \_\_\_\_\_

B	ISSUED FOR APPROVAL	PCS	17.12.2022	SK	17.12.2022
A	ISSUED FOR APPROVAL	PCS	22.10.2022	SK	22.10.2022
REV		By	Date	By	Date
MARK	DESCRIPTION	CREATED	CHECKED		

**CLIENT:** Newcastle Steel  
**DATE CREATED:** 13.10.2022  
**PROJECT:** Block D Faverdale West  
**DRAWN BY:** PCS  
**CONTRACT NO:** 432-22  
**DRAWING NO:** [CL.1]  
**REV:** B

1 No. COLUMN REQUIRED AS DRAWN MARKED CL1

ASSEMBLY / SUB ASSEMBLY STATUS
1 THIS IS IT'S OWN ASSEMBLY



1 No. COLUMN REQUIRED AS DRAWN MARKED CL2

SHOP MATERIAL LIST FOR 1 ASSEMBLY						
Mark	Size	Grade	No.	Length (mm)	Area (m <sup>2</sup> )	Weight (kg)
c4	UB356*127*39	S275	1	6215	7.453	238.5
p1	FLT10*50	S275	2	332	0.080	2.6
p3	FLT10*80	S275	2	80	0.031	1.0
p11	FLT10*130	S275	2	140	0.084	2.9
p13	PLT10*149.4	S275	1	182	0.045	1.5
p14	PLT10*150.3	S275	1	183	0.045	1.6
p15	FLT10*150	S275	1	170	0.057	2.0
p21	FLT15*250	S275	1	550	0.299	16.2
p25	FLT10*150	S275	4	160	0.216	7.5
p27	FLT10*150	S275	1	160	0.054	1.9
				<b>Total</b>	<b>8.366</b>	<b>275.6</b>

**GENERAL NOTES**

All Holes to be 22 Dia UNO Slot hole length is to outside  
 All Welds to be 6 FW. UNO

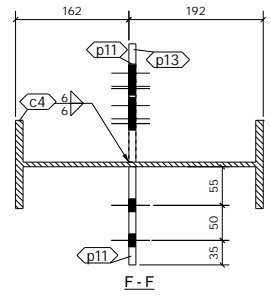
All Steelwork Manufactured to:  
 BS EN 1090-2: Execution Class EXC2 U.N.O.

FINISH **S.B. & PRIME**

LOT	0	QTY	1
PHASE	1	QTY	1

**FABRICATION STATUS**

Sawn by: \_\_\_\_\_ Date: \_\_\_\_\_  
 Fabricated by: \_\_\_\_\_ Date: \_\_\_\_\_  
 Welded by: \_\_\_\_\_ Date: \_\_\_\_\_  
 Loaded by: \_\_\_\_\_ Date: \_\_\_\_\_  
 Checked by: \_\_\_\_\_ Date: \_\_\_\_\_

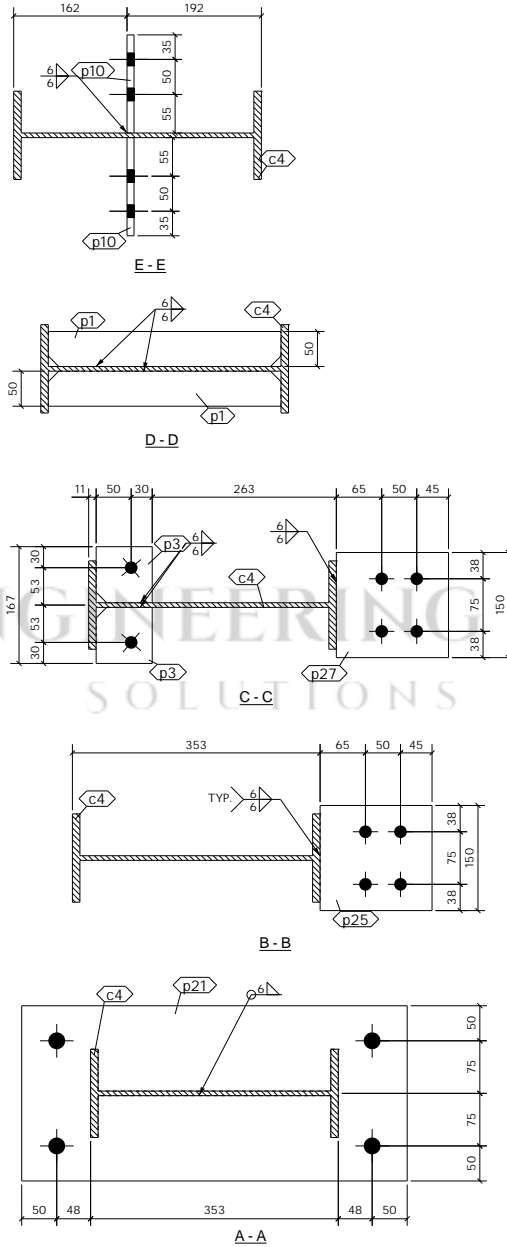
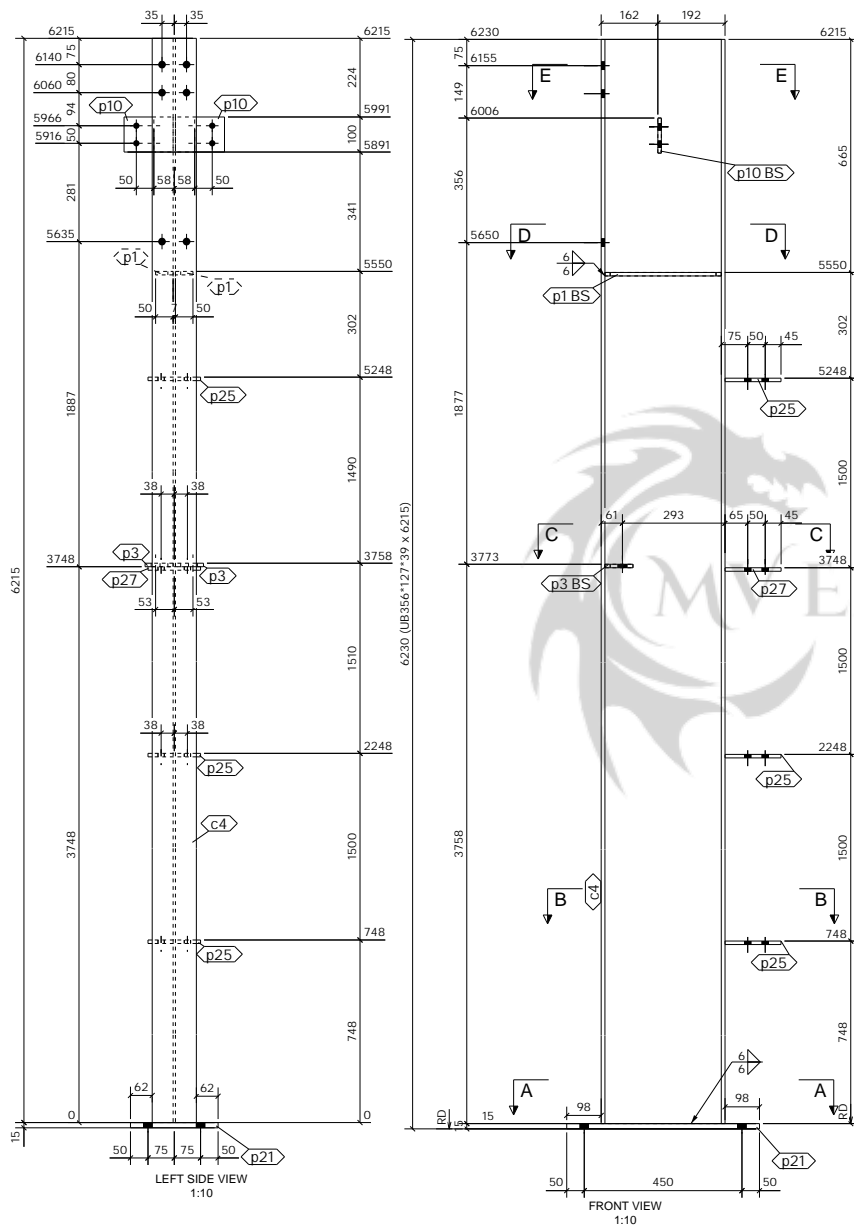


B	ISSUED FOR APPROVAL	PCS	17.12.2022	SK	17.12.2022
A	ISSUED FOR APPROVAL	PCS	22.10.2022	SK	22.10.2022
REV		By	Date	By	Date
MARK	DESCRIPTION	CREATED	CHECKED		

**CLIENT:** Newcastle Steel  
**PROJECT:** Block D Faverdale West  
**CONTRACT NO.:** 432-22

**DATE CREATED:** 13.10.2022  
**DRAWN BY:** PCS  
**DRAWING NO.:** [CL.2]  
**REV:** B

ASSEMBLY / SUB ASSEMBLY STATUS	
1	THIS IS IT'S OWN ASSEMBLY



SHOP MATERIAL LIST FOR 1 ASSEMBLY						
Mark	Size	Grade	No.	Length (mm)	Area (m <sup>2</sup> )	Weight (kg)
c4	UB356*127*39	S275	1	6215	7.453	238.5
p1	FLT10*50	S275	2	332	0.080	2.6
p3	FLT10*80	S275	2	80	0.031	1.0
p10	FLT10*100	S275	2	140	0.066	2.2
p21	FLT15*250	S275	1	550	0.299	16.2
p25	FLT10*150	S275	3	160	0.162	5.6
p27	FLT10*150	S275	1	160	0.054	1.9
				<b>Total</b>	<b>8.146</b>	<b>267.9</b>

**GENERAL NOTES**

All Holes to be 22 Dia UNO Slot hole length is to outside  
 All Welds to be 6 FW. UNO

All Steelwork Manufactured to:  
 BS EN 1090-2; Execution Class **EXC2** U.N.O.

FINISH **S.B. & PRIME**

LOT 0 QTY 1  
 PHASE 1 QTY 1

**FABRICATION STATUS**

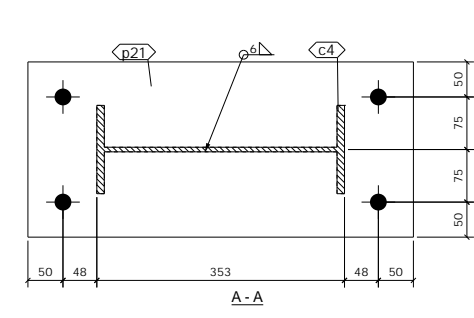
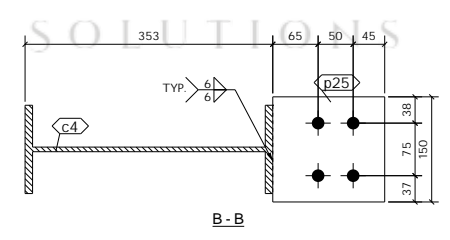
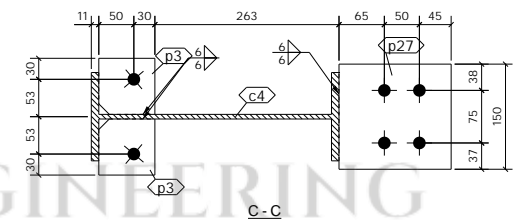
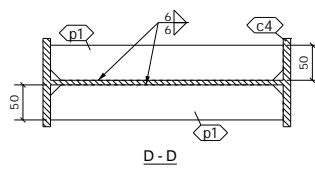
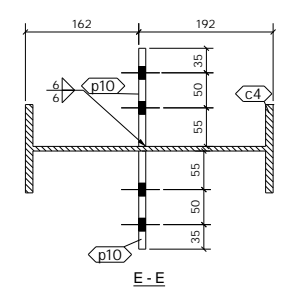
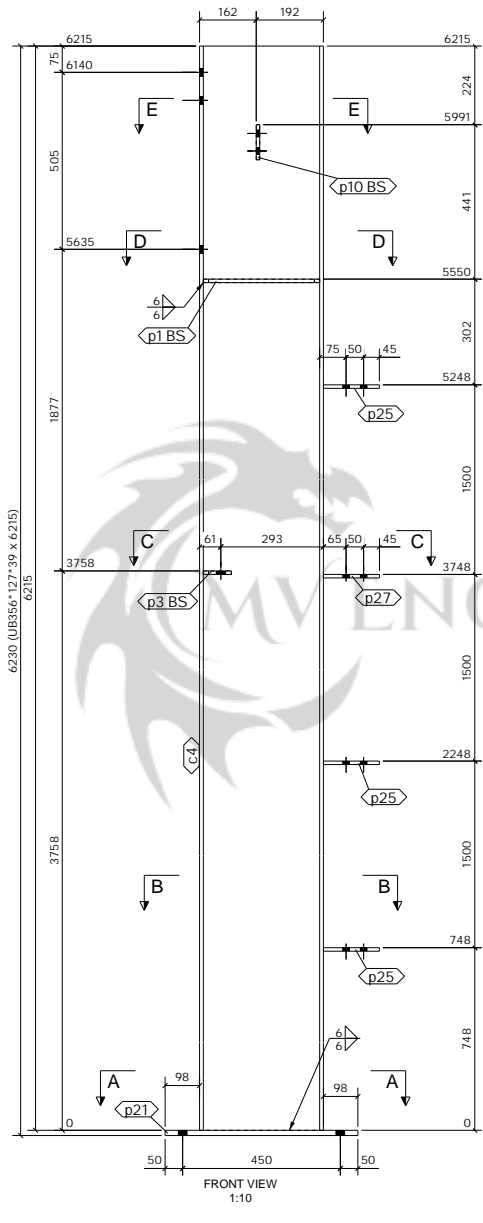
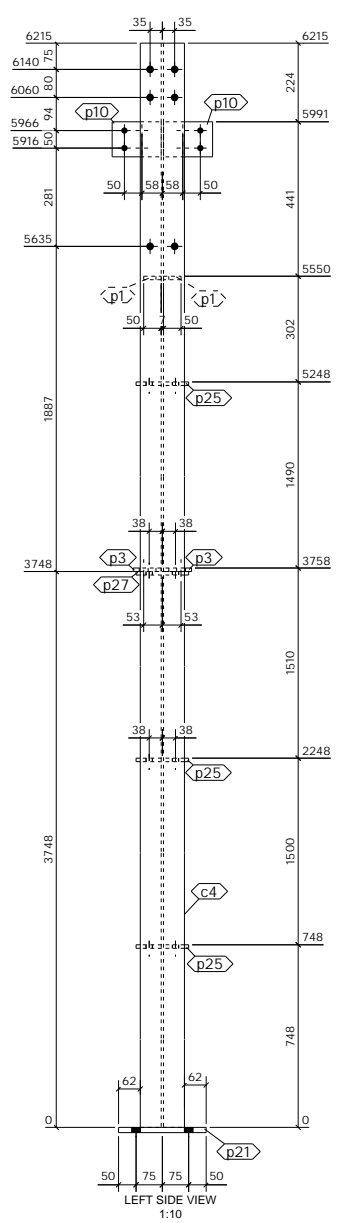
Sawn by: \_\_\_\_\_ Date: \_\_\_\_\_  
 Fabricated by: \_\_\_\_\_ Date: \_\_\_\_\_  
 Welded by: \_\_\_\_\_ Date: \_\_\_\_\_  
 Loaded by: \_\_\_\_\_ Date: \_\_\_\_\_  
 Checked by: \_\_\_\_\_ Date: \_\_\_\_\_

REV	DESCRIPTION	By	Date	By	Date
B	ISSUED FOR APPROVAL	PCS	17.12.2022	SK	17.12.2022
A	ISSUED FOR APPROVAL	PCS	22.10.2022	SK	22.10.2022
MARK	CREATED	CREATED	CHECKED		

**CLIENT:** Newcastle Steel **DATE CREATED:** 13.10.2022  
**PROJECT:** Block D Faverdale West **DRAWN BY:** PCS  
**CONTRACT NO:** 432-22 **DRAWING NO:** [CL.3] **REV:** B

1 No. COLUMN REQUIRED AS DRAWN MARKED CL3

ASSEMBLY / SUB ASSEMBLY STATUS	
1	THIS IS IT'S OWN ASSEMBLY



SHOP MATERIAL LIST FOR 1 ASSEMBLY						
Mark	Size	Grade	No.	Length (mm)	Area (m <sup>2</sup> )	Weight (kg)
c4	UB356*127*39	S275	1	6215	7.453	238.5
p1	FLT10*50	S275	2	332	0.080	2.6
p3	FLT10*80	S275	2	80	0.031	1.0
p10	FLT10*100	S275	2	140	0.066	2.2
p21	FLT15*250	S275	1	550	0.299	16.2
p25	FLT10*150	S275	3	160	0.162	5.6
p27	FLT10*150	S275	1	160	0.054	1.9
				<b>Total</b>	<b>8.146</b>	<b>267.9</b>

**GENERAL NOTES**  
 All Holes to be 22 Dia UNO Slot hole length is to outside  
 All Welds to be 6 FW. UNO

All Steelwork Manufactured to:  
 BS EN 1090-2; Execution Class **EXC2** U.N.O.

FINISH **S.B. & PRIME**  
 LOT 0 QTY 1  
 PHASE 1 QTY 1

**FABRICATION STATUS**

Sawn by: \_\_\_\_\_ Date: \_\_\_\_\_  
 Fabricated by: \_\_\_\_\_ Date: \_\_\_\_\_  
 Welded by: \_\_\_\_\_ Date: \_\_\_\_\_  
 Loaded by: \_\_\_\_\_ Date: \_\_\_\_\_  
 Checked by: \_\_\_\_\_ Date: \_\_\_\_\_

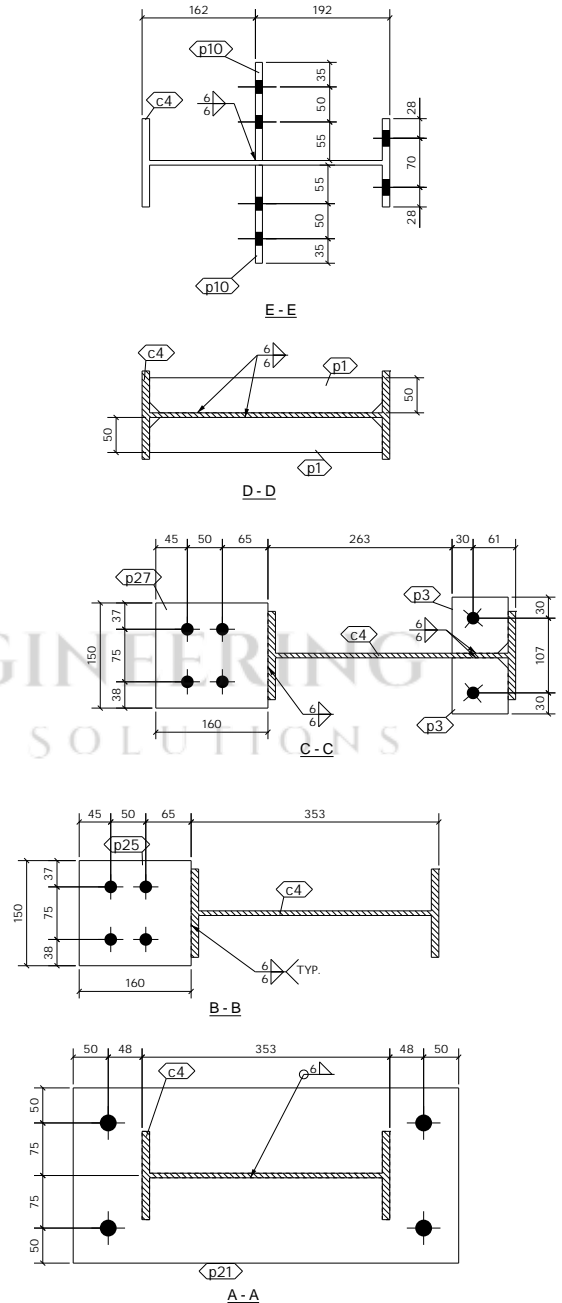
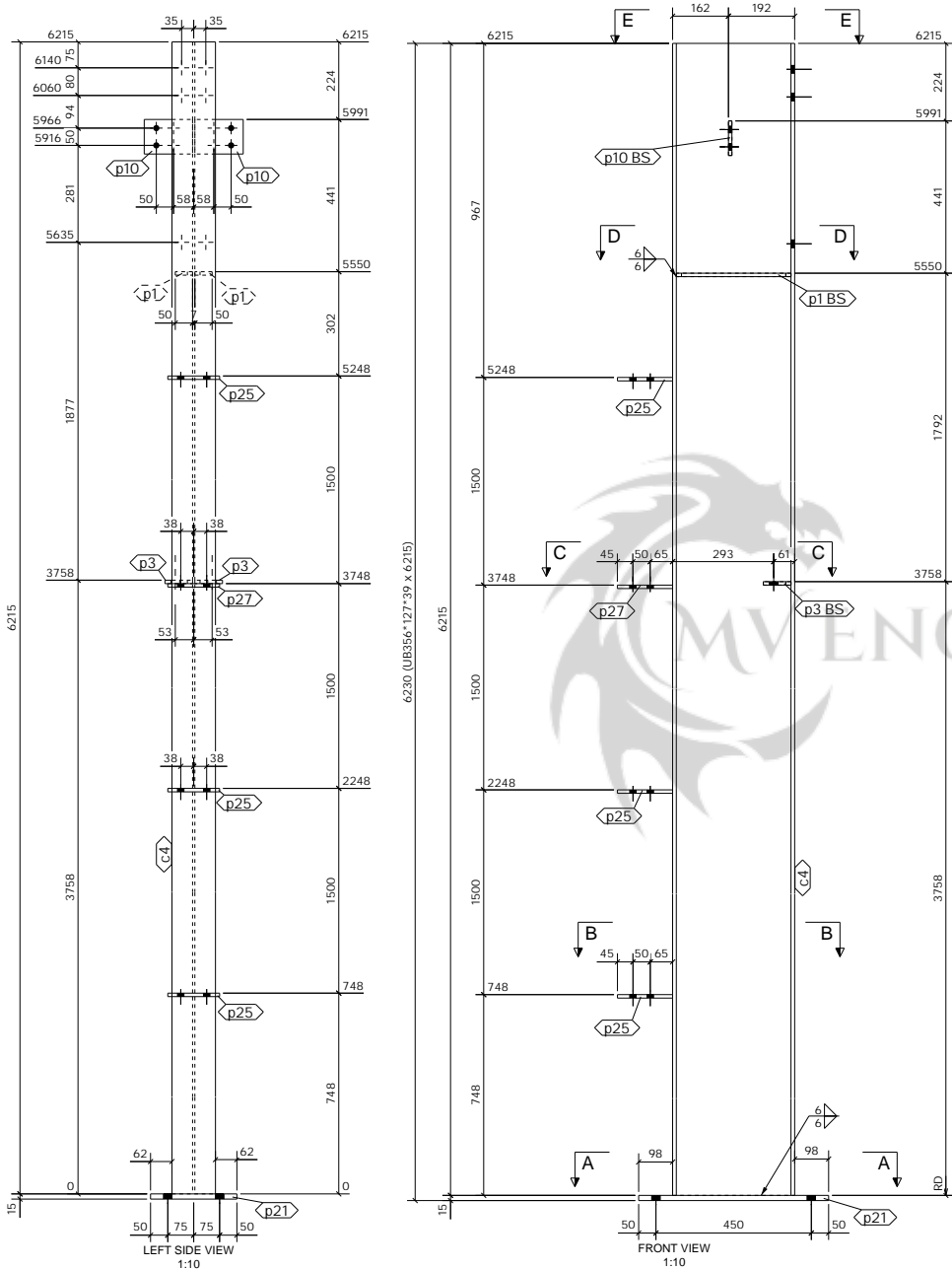
REV	DESCRIPTION	By	Date	By	Date
B	ISSUED FOR APPROVAL	PCS	17.12.2022	SK	17.12.2022
A	ISSUED FOR APPROVAL	PCS	22.10.2022	SK	22.10.2022
MARK	CREATED	By	Date	By	Date

**CLIENT:** Newcastle Steel  
**PROJECT:** Block D Faverdale West  
**CONTRACT NO.:** 432-22

**DATE CREATED:** 13.10.2022  
**DRAWN BY:** PCS  
**DRAWING NO.:** [CL.4]  
**REV:** B

1 No. COLUMN REQUIRED AS DRAWN MARKED CL4

ASSEMBLY / SUB ASSEMBLY STATUS	
1	THIS IS IT'S OWN ASSEMBLY



SHOP MATERIAL LIST FOR 1 ASSEMBLY						
Mark	Size	Grade	No.	Length (mm)	Area (m <sup>2</sup> )	Weight (kg)
c4	UB356*127*39	S275	1	6215	7.453	238.5
p1	FLT10*50	S275	2	332	0.080	2.6
p3	FLT10*80	S275	2	80	0.031	1.0
p10	FLT10*100	S275	2	140	0.066	2.2
p21	FLT15*250	S275	1	550	0.299	16.2
p25	FLT10*150	S275	3	160	0.162	5.6
p27	FLT10*150	S275	1	160	0.054	1.9
				<b>Total</b>	<b>8.146</b>	<b>267.9</b>

**GENERAL NOTES**

All Holes to be 22 Dia UNO Slot hole length is to outside  
 All Welds to be 6 FW. UNO

All Steelwork Manufactured to:  
 BS EN 1090-2, Execution Class **EXC2** U.N.O.

FINISH **S.B. & PRIME**

LOT 0 QTY 4  
 PHASE 1 QTY 4

**FABRICATION STATUS**

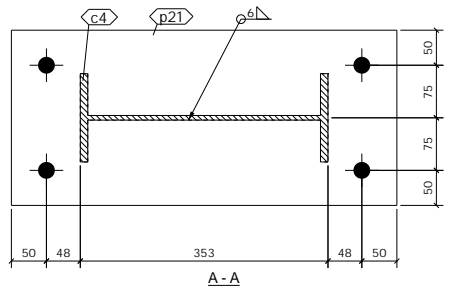
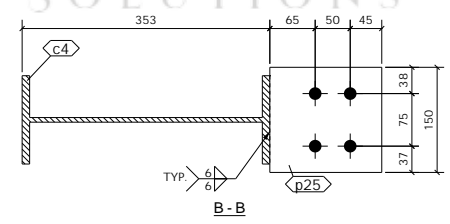
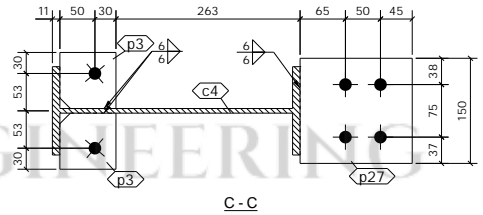
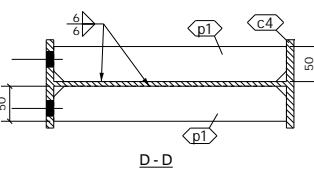
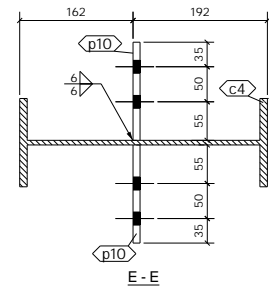
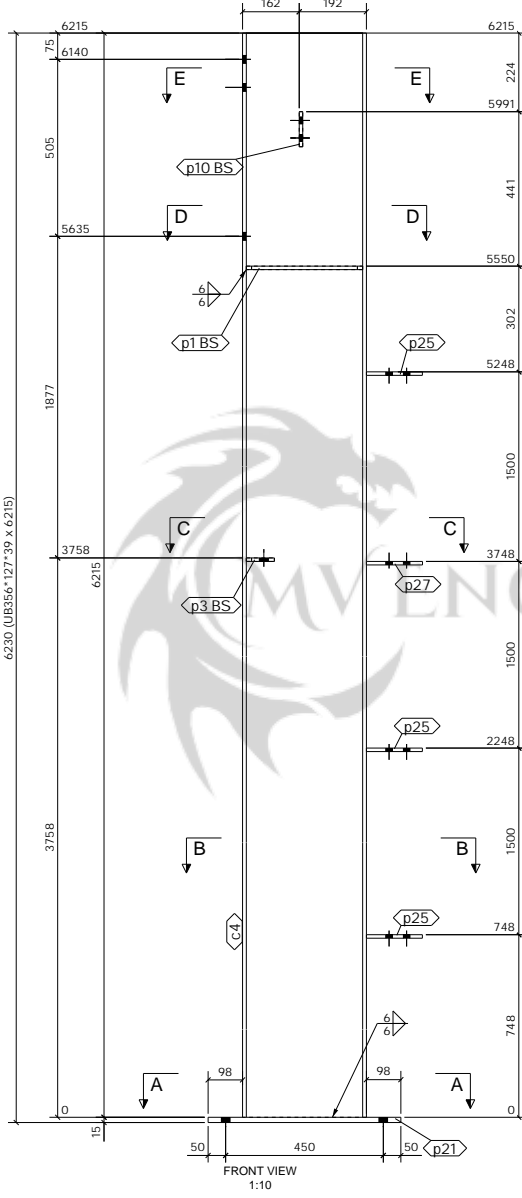
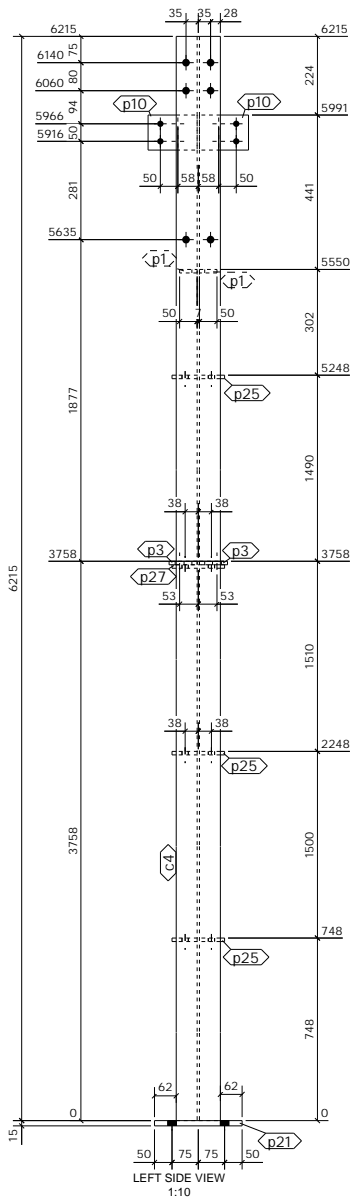
Sawn by: \_\_\_\_\_ Date: \_\_\_\_\_  
 Fabricated by: \_\_\_\_\_ Date: \_\_\_\_\_  
 Welded by: \_\_\_\_\_ Date: \_\_\_\_\_  
 Loaded by: \_\_\_\_\_ Date: \_\_\_\_\_  
 Checked by: \_\_\_\_\_ Date: \_\_\_\_\_

REV	DESCRIPTION	By	Date	By	Date
B	ISSUED FOR APPROVAL	PCS	17.12.2022	SK	17.12.2022
A	ISSUED FOR APPROVAL	PCS	22.10.2022	SK	22.10.2022
MARK	CREATED	CHECKED			

**CLIENT:** Newcastle Steel **DATE CREATED:** 13.10.2022  
**PROJECT:** Block D Faverdale West **DRAWN BY:** PCS  
**CONTRACT NO.:** 432-22 **DRAWING NO.:** [CL.5] **REV:** B

4 No. COLUMN REQUIRED AS DRAWN MARKED CL5

ASSEMBLY / SUB ASSEMBLY STATUS
4 THIS IS IT'S OWN ASSEMBLY



SHOP MATERIAL LIST FOR 1 ASSEMBLY						
Mark	Size	Grade	No.	Length (mm)	Area (m <sup>2</sup> )	Weight (kg)
c4	UB356*127*39	S275	1	6215	7.453	238.5
p1	FLT10*50	S275	2	332	0.080	2.6
p3	FLT10*80	S275	2	80	0.031	1.0
p10	FLT10*100	S275	2	140	0.066	2.2
p21	FLT15*250	S275	1	550	0.299	16.2
p25	FLT10*150	S275	3	160	0.162	5.6
p27	FLT10*150	S275	1	160	0.054	1.9
				<b>Total</b>	<b>8.146</b>	<b>267.9</b>

**GENERAL NOTES**  
 All Holes to be 22 Dia UNO Slot hole length is to outside  
 All Welds to be 6 FW. UNO

All Steelwork Manufactured to:  
 BS EN 1090-2; Execution Class **EXC2** U.N.O.

FINISH **S.B. & PRIME**  
 LOT 0 QTY 2  
 PHASE 1 QTY 2

**FABRICATION STATUS**

Sawn by: \_\_\_\_\_ Date: \_\_\_\_\_  
 Fabricated by: \_\_\_\_\_ Date: \_\_\_\_\_  
 Welded by: \_\_\_\_\_ Date: \_\_\_\_\_  
 Loaded by: \_\_\_\_\_ Date: \_\_\_\_\_  
 Checked by: \_\_\_\_\_ Date: \_\_\_\_\_

REV	DESCRIPTION	By	Date	By	Date
B	ISSUED FOR APPROVAL	PCS	17.12.2022	SK	17.12.2022
A	ISSUED FOR APPROVAL	PCS	22.10.2022	SK	22.10.2022
MARK	CREATED	CHECKED			

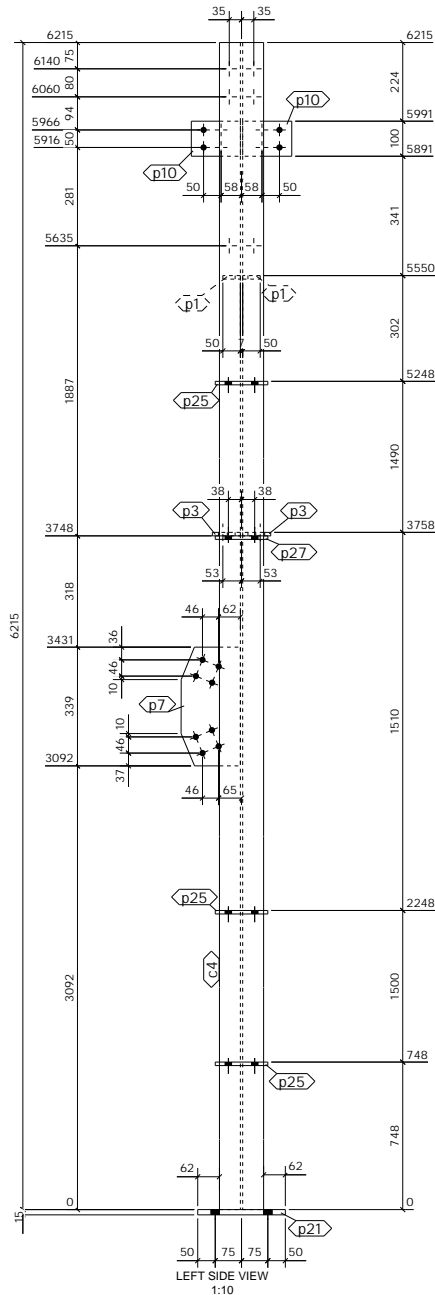
**CLIENT:** Newcastle Steel  
**PROJECT:** Block D Faverdale West  
**CONTRACT NO.:** 432-22

**DATE CREATED:** 13.10.2022  
**DRAWN BY:** PCS  
**DRAWING NO.:** [CL.6]  
**REV:** B

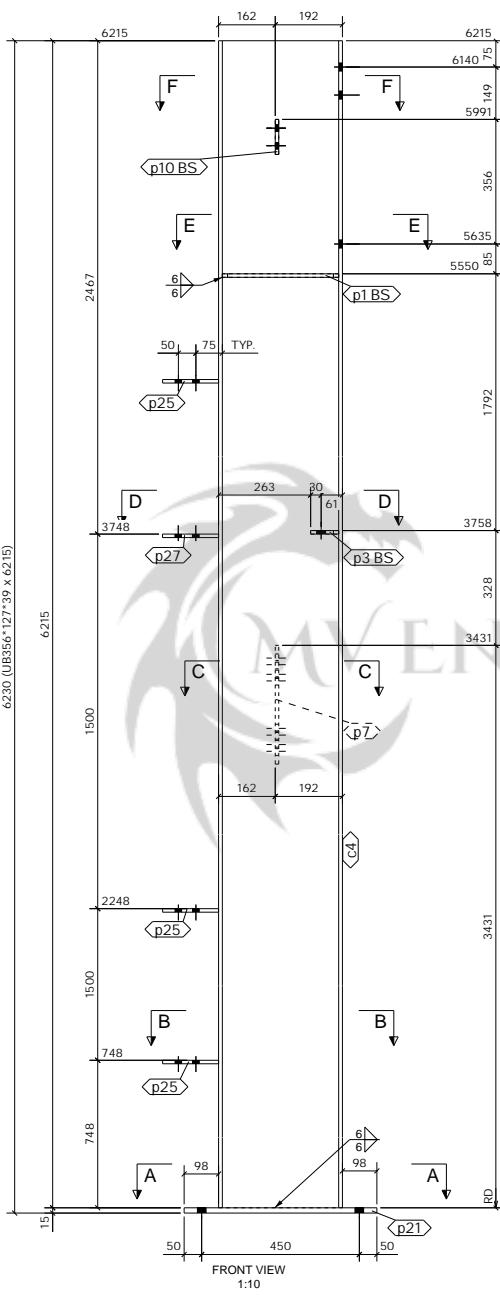
2 No. COLUMN REQUIRED AS DRAWN MARKED CL6

ASSEMBLY / SUB ASSEMBLY STATUS
2 THIS IS IT'S OWN ASSEMBLY

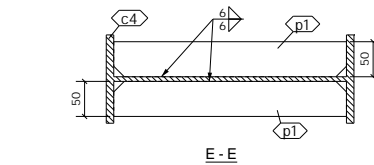




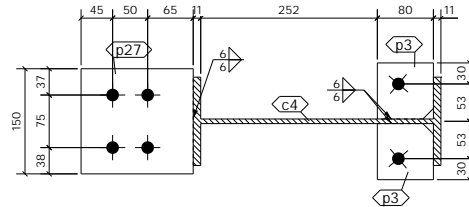
LEFT SIDE VIEW  
1:10



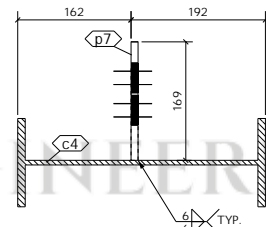
FRONT VIEW  
1:10



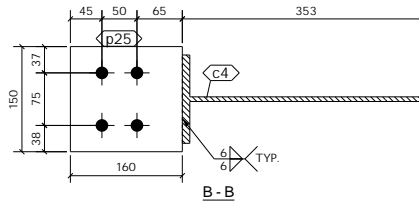
E - E



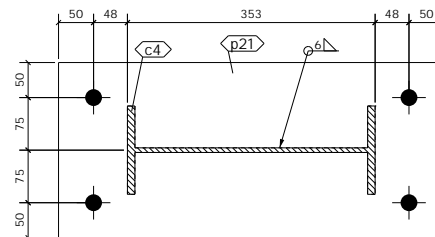
D - D



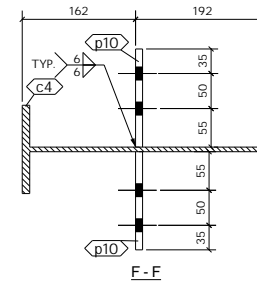
C - C



B - B



A - A



F - F

SHOP MATERIAL LIST FOR 1 ASSEMBLY						
Mark	Size	Grade	No.	Length (mm)	Area (m <sup>2</sup> )	Weight (kg)
c4	UB356*127*39	S275	1	6215	7.453	238.5
p1	FLT10*50	S275	2	332	0.080	2.6
p3	FLT10*80	S275	2	80	0.031	1.0
p7	FLT10*169.2	S275	1	339	0.117	4.2
p10	FLT10*100	S275	2	140	0.066	2.2
p21	FLT15*250	S275	1	550	0.299	16.2
p25	FLT10*150	S275	3	160	0.162	5.6
p27	FLT10*150	S275	1	160	0.054	1.9
				<b>Total</b>	<b>8.263</b>	<b>272.1</b>

**GENERAL NOTES**

All Holes to be 22 Dia UNO Slot hole length is to outside  
All Welds to be 6 FW. UNO

All Steelwork Manufactured to:  
BS EN 1090-2: Execution Class EXC2 U.N.O.

FINISH S.B. & PRIME  
LOT 0 QTY 1  
PHASE 1 QTY 1

**FABRICATION STATUS**

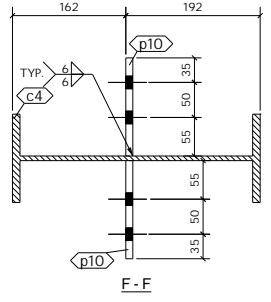
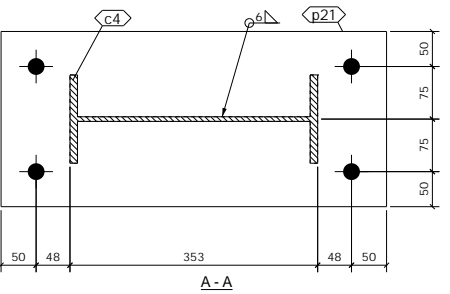
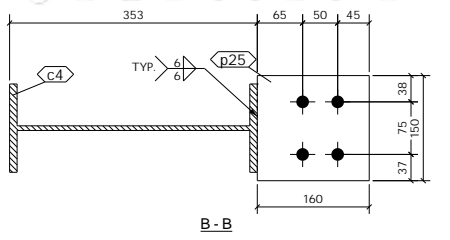
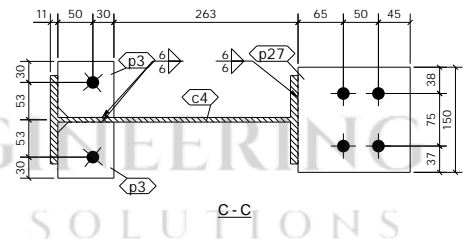
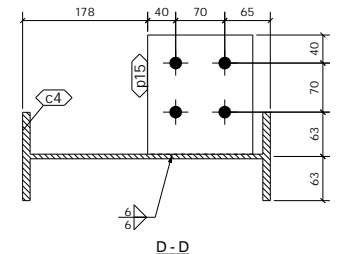
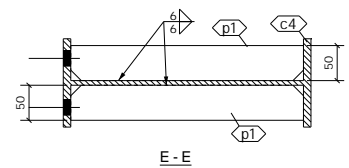
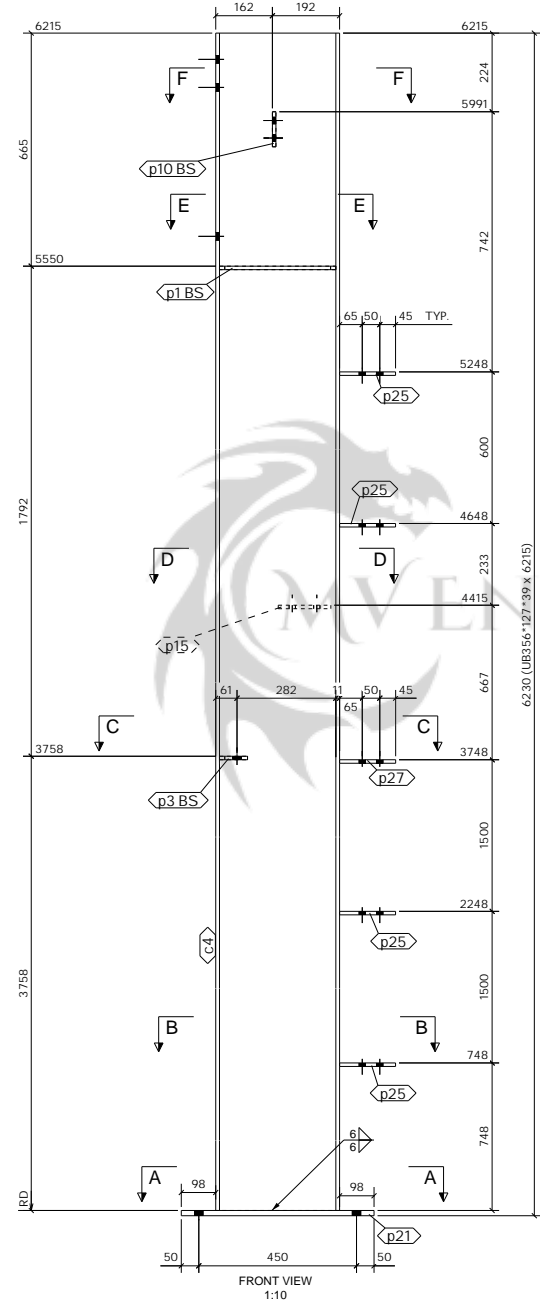
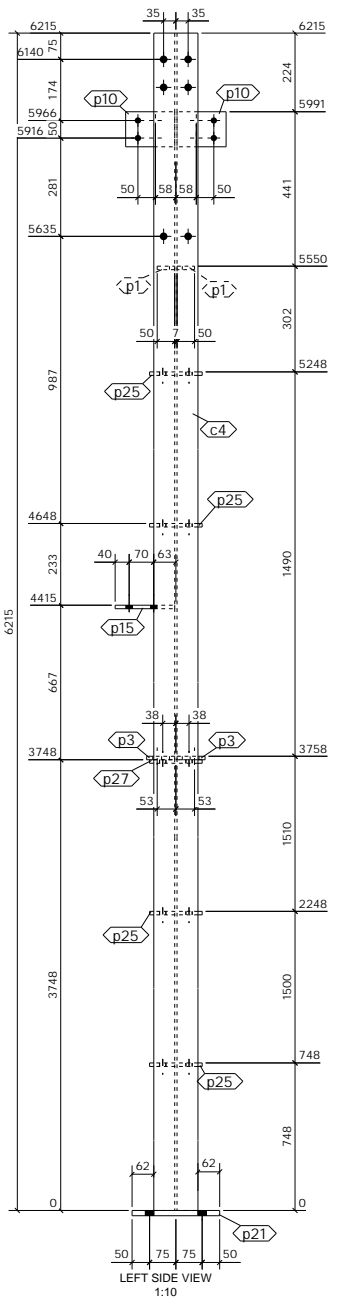
Sawn by: \_\_\_\_\_ Date: \_\_\_\_\_  
Fabricated by: \_\_\_\_\_ Date: \_\_\_\_\_  
Welded by: \_\_\_\_\_ Date: \_\_\_\_\_  
Loaded by: \_\_\_\_\_ Date: \_\_\_\_\_  
Checked by: \_\_\_\_\_ Date: \_\_\_\_\_

B	ISSUED FOR APPROVAL	PCS	17.12.2022	SK	17.12.2022
A	ISSUED FOR APPROVAL	PCS	22.10.2022	SK	22.10.2022
REV		By	Date	By	Date
MARK	DESCRIPTION	CREATED	CHECKED		

**CLIENT:** Newcastle Steel **DATE CREATED:** 13.10.2022  
**PROJECT:** Block D Faverdale West **DRAWN BY:** PCS  
**CONTRACT NO:** 432-22 **DRAWING NO:** [CL.7] **REV:** B

1 No. COLUMN REQUIRED AS DRAWN MARKED CL7

ASSEMBLY / SUB ASSEMBLY STATUS	
1	THIS IS IT'S OWN ASSEMBLY



SHOP MATERIAL LIST FOR 1 ASSEMBLY						
Mark	Size	Grade	No.	Length (mm)	Area (m <sup>2</sup> )	Weight (kg)
c4	UB356*127*39	S275	1	6215	7.453	238.5
p1	FLT10*50	S275	2	332	0.080	2.6
p3	FLT10*80	S275	2	80	0.031	1.0
p10	FLT10*100	S275	2	140	0.066	2.2
p15	FLT10*150	S275	1	170	0.057	2.0
p21	FLT15*250	S275	1	550	0.299	16.2
p25	FLT10*150	S275	4	160	0.216	7.5
p27	FLT10*150	S275	1	160	0.054	1.9
				<b>Total</b>	<b>8.257</b>	<b>271.8</b>

**GENERAL NOTES**

All Holes to be 22 Dia UNO Slot hole length is to outside  
All Welds to be 6 FW. UNO

All Steelwork Manufactured to:  
BS EN 1090-2: Execution Class **EXC2** U.N.O.

FINISH **S.B. & PRIME**

LOT 0 QTY 1  
PHASE 1 QTY 1

**FABRICATION STATUS**

Sawn by: \_\_\_\_\_ Date: \_\_\_\_\_  
Fabricated by: \_\_\_\_\_ Date: \_\_\_\_\_  
Welded by: \_\_\_\_\_ Date: \_\_\_\_\_  
Loaded by: \_\_\_\_\_ Date: \_\_\_\_\_  
Checked by: \_\_\_\_\_ Date: \_\_\_\_\_

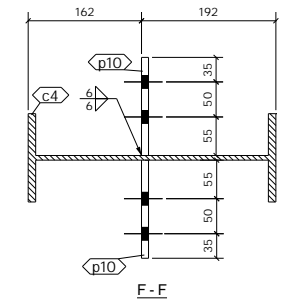
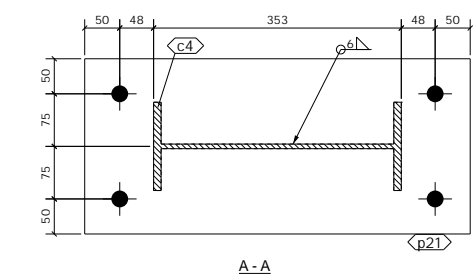
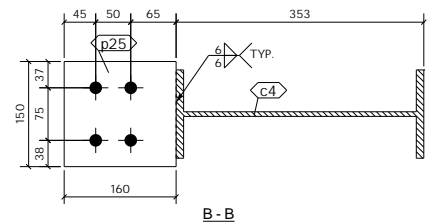
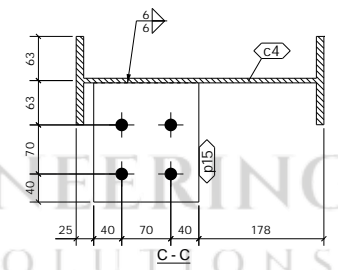
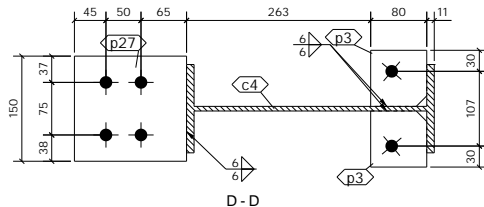
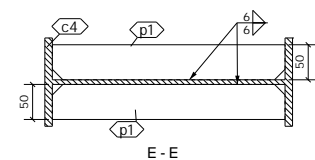
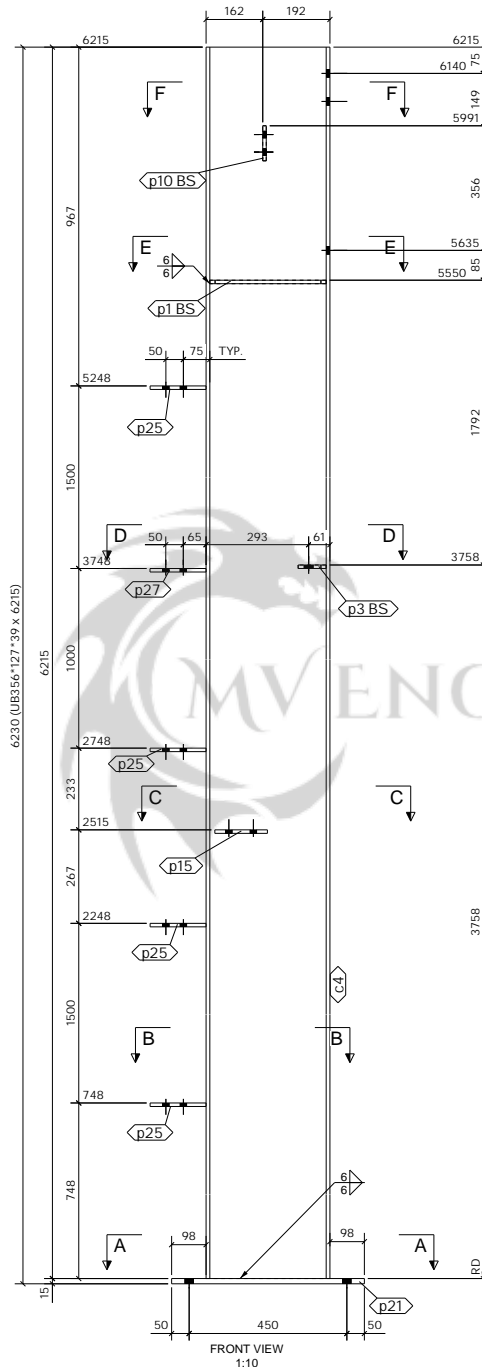
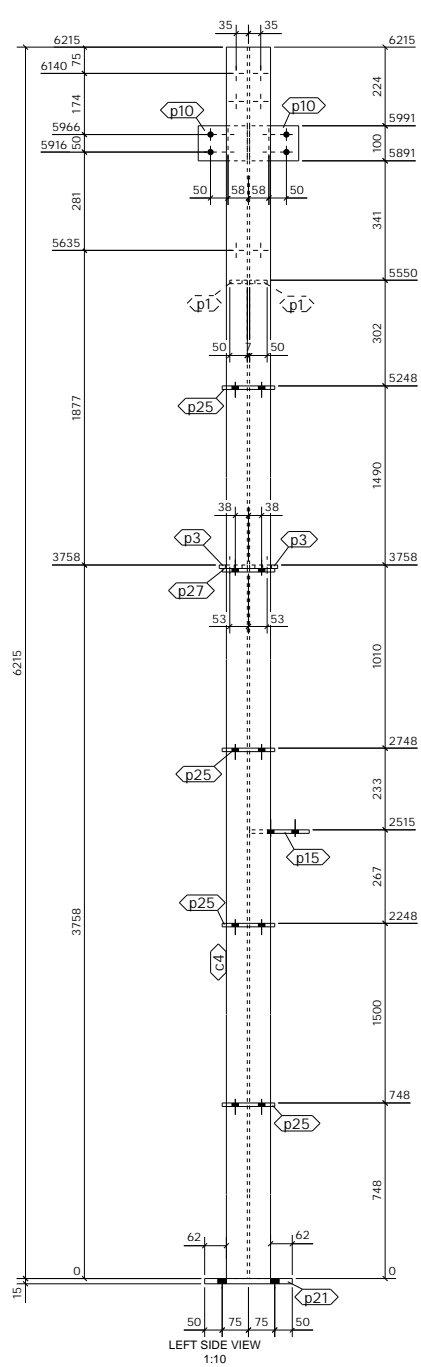
B	ISSUED FOR APPROVAL	PCS	17.12.2022	SK	17.12.2022
A	ISSUED FOR APPROVAL	PCS	22.10.2022	SK	22.10.2022
REV	DESCRIPTION	By	Date	By	Date
MARK	CREATED			CHECKED	

**CLIENT:** Newcastle Steel  
**PROJECT:** Block D Faverdale West  
**CONTRACT NO.:** 432-22

**DATE CREATED:** 13.10.2022  
**DRAWN BY:** PCS  
**DRAWING NO.:** [CL.8]  
**REV:** B

ASSEMBLY / SUB ASSEMBLY STATUS	
1	THIS IS ITS OWN ASSEMBLY

1 No. COLUMN REQUIRED AS DRAWN MARKED CL8



SHOP MATERIAL LIST FOR 1 ASSEMBLY						
Mark	Size	Grade	No.	Length (mm)	Area (m <sup>2</sup> )	Weight (kg)
c4	UB356*127*39	S275	1	6215	7.453	238.5
p1	FLT10*50	S275	2	332	0.080	2.6
p3	FLT10*80	S275	2	80	0.031	1.0
p10	FLT10*100	S275	2	140	0.066	2.2
p15	FLT10*150	S275	1	170	0.057	2.0
p21	FLT15*250	S275	1	550	0.299	16.2
p25	FLT10*150	S275	4	160	0.216	7.5
p27	FLT10*150	S275	1	160	0.054	1.9
				<b>Total</b>	<b>8.257</b>	<b>271.8</b>

**GENERAL NOTES**

All Holes to be 22 Dia UNO Slot hole length is to outside  
 All Welds to be 6 FW. UNO

All Steelwork Manufactured to:  
 BS EN 1090-2; Execution Class **EXC2** U.N.O.

FINISH **S.B. & PRIME**

LOT	0	QTY	1
PHASE	1	QTY	1

**FABRICATION STATUS**

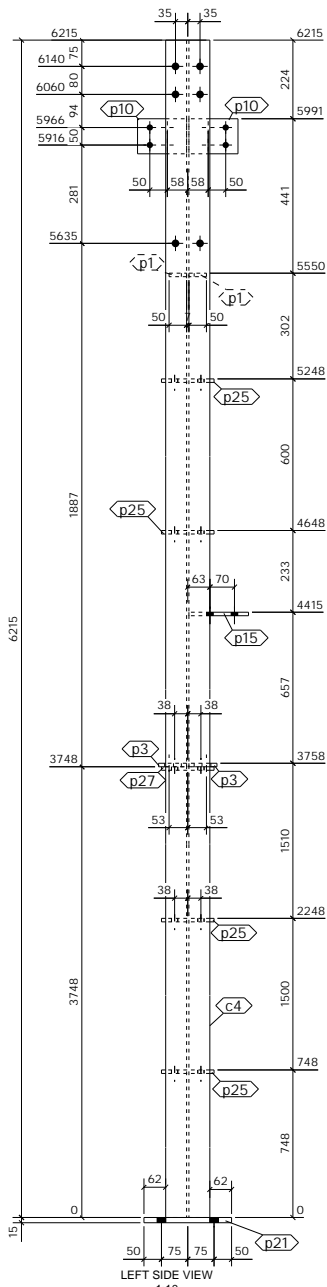
Sawn by: \_\_\_\_\_ Date: \_\_\_\_\_  
 Fabricated by: \_\_\_\_\_ Date: \_\_\_\_\_  
 Welded by: \_\_\_\_\_ Date: \_\_\_\_\_  
 Loaded by: \_\_\_\_\_ Date: \_\_\_\_\_  
 Checked by: \_\_\_\_\_ Date: \_\_\_\_\_

B	ISSUED FOR APPROVAL	PCS	17.12.2022	SK	17.12.2022
A	ISSUED FOR APPROVAL	PCS	22.10.2022	SK	22.10.2022
REV	DESCRIPTION	By	Date	By	Date
MARK	CREATED	CHECKED			

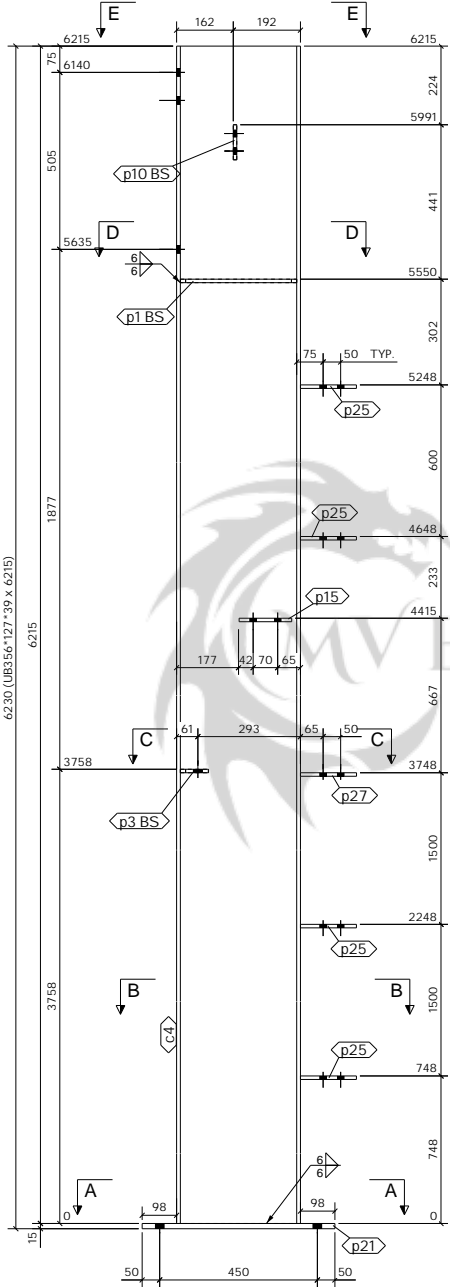
**CLIENT:** Newcastle Steel **DATE CREATED:** 13.10.2022  
**PROJECT:** Block D Faverdale West **DRAWN BY:** PCS  
**CONTRACT NO.:** 432-22 **DRAWING NO.:** [CL.9] **REV:** B

1 No. COLUMN REQUIRED AS DRAWN MARKED CL9

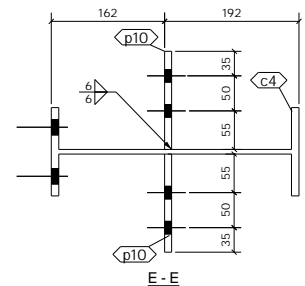
ASSEMBLY / SUB ASSEMBLY STATUS	
1	THIS IS IT'S OWN ASSEMBLY



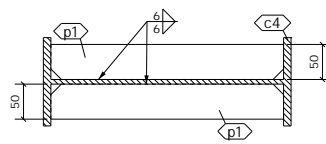
LEFT SIDE VIEW  
1:10



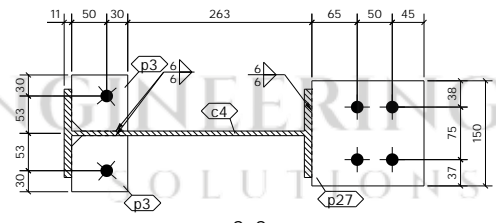
FRONT VIEW  
1:10



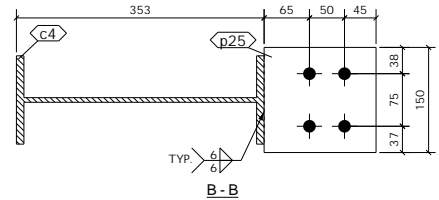
E - E



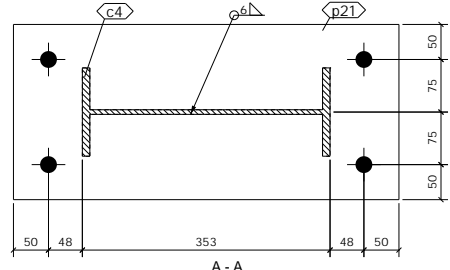
D - D



C - C



B - B



A - A

1 No. COLUMN REQUIRED AS DRAWN MARKED CL10

SHOP MATERIAL LIST FOR 1 ASSEMBLY						
Mark	Size	Grade	No.	Length (mm)	Area (m <sup>2</sup> )	Weight (kg)
c4	UB356*127*39	S275	1	6215	7.453	238.5
p1	FLT10*50	S275	2	332	0.080	2.6
p3	FLT10*80	S275	2	80	0.031	1.0
p10	FLT10*100	S275	2	140	0.066	2.2
p15	FLT10*150	S275	1	170	0.057	2.0
p21	FLT15*250	S275	1	550	0.299	16.2
p25	FLT10*150	S275	4	160	0.216	7.5
p27	FLT10*150	S275	1	160	0.054	1.9
				<b>Total</b>	<b>8.257</b>	<b>271.8</b>

**GENERAL NOTES**  
 All Holes to be 22 Dia UNO Slot hole length is to outside  
 All Welds to be 6 FW. UNO

All Steelwork Manufactured to:  
 BS EN 1090-2: Execution Class EXC2 U.N.O.  
 FINISH S.B. & PRIME  
 LOT 0 QTY 1  
 PHASE 1 QTY 1

**FABRICATION STATUS**

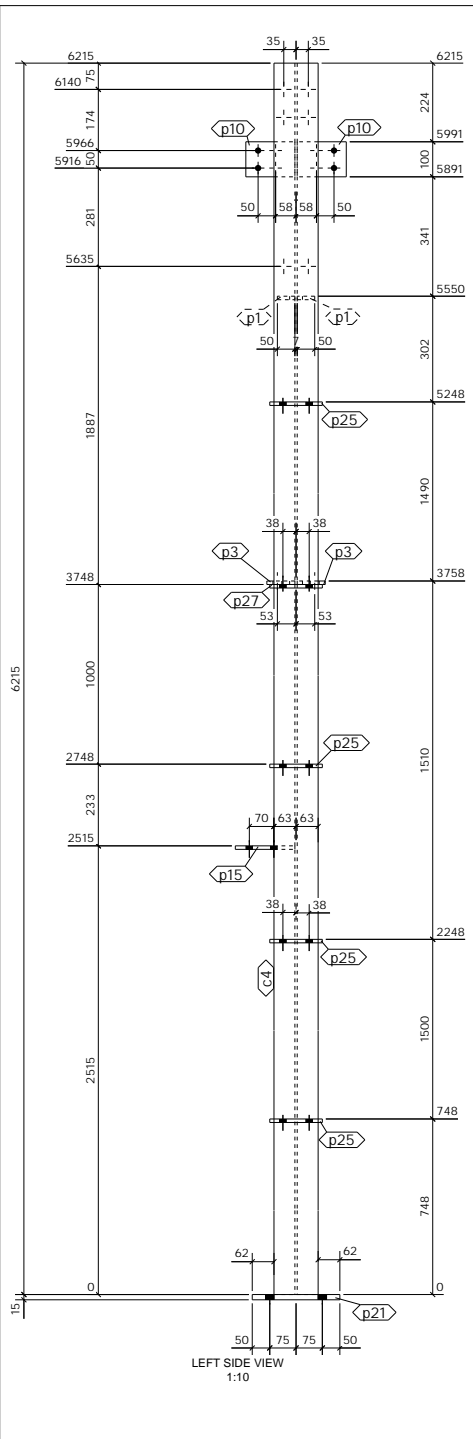
Sawn by: \_\_\_\_\_ Date: \_\_\_\_\_  
 Fabricated by: \_\_\_\_\_ Date: \_\_\_\_\_  
 Welded by: \_\_\_\_\_ Date: \_\_\_\_\_  
 Loaded by: \_\_\_\_\_ Date: \_\_\_\_\_  
 Checked by: \_\_\_\_\_ Date: \_\_\_\_\_

B	ISSUED FOR APPROVAL	PCS	17.12.2022	SK	17.12.2022
A	ISSUED FOR APPROVAL	PCS	22.10.2022	SK	22.10.2022
REV	DESCRIPTION	By	Date	By	Date
MARK	CREATED	CHECKED			

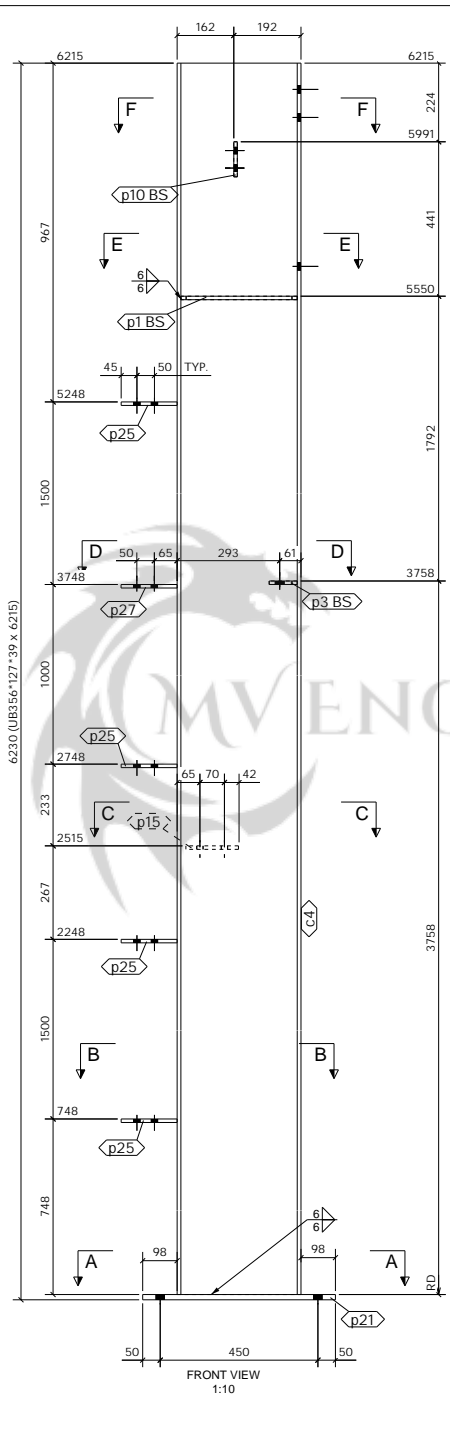
**CLIENT:** Newcastle Steel  
**PROJECT:** Block D Faverdale West  
**CONTRACT NO.:** 432-22

**DATE CREATED:** 13.10.2022  
**DRAWN BY:** PCS  
**DRAWING NO.:** [CL.10]  
**REV:** B

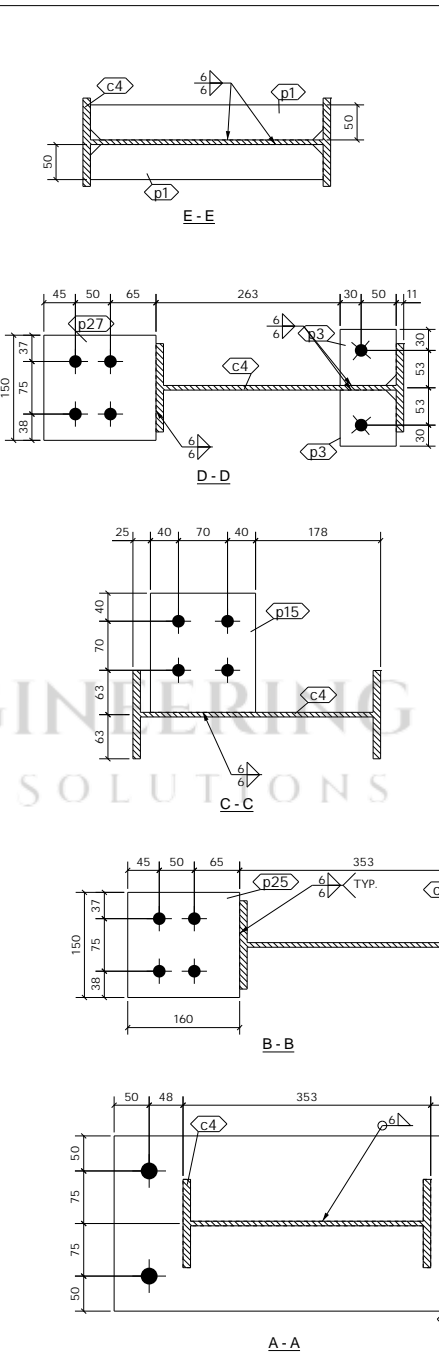
ASSEMBLY / SUB ASSEMBLY STATUS
1 THIS IS IT'S OWN ASSEMBLY



LEFT SIDE VIEW  
1:10



FRONT VIEW  
1:10



1 No. COLUMN REQUIRED AS DRAWN MARKED CL11

SHOP MATERIAL LIST FOR 1 ASSEMBLY						
Mark	Size	Grade	No.	Length (mm)	Area (m <sup>2</sup> )	Weight (kg)
c4	UB356*127*39	S275	1	6215	7.453	238.5
p1	FLT10*50	S275	2	332	0.080	2.6
p3	FLT10*80	S275	2	80	0.031	1.0
p10	FLT10*100	S275	2	140	0.066	2.2
p15	FLT10*150	S275	1	170	0.057	2.0
p21	FLT15*250	S275	1	550	0.299	16.2
p25	FLT10*150	S275	4	160	0.216	7.5
p27	FLT10*150	S275	1	160	0.054	1.9
				<b>Total</b>	<b>8.257</b>	<b>271.8</b>

**GENERAL NOTES**

All Holes to be 22 Dia UNO Slot hole length is to outside  
All Welds to be 6 FW. UNO

All Steelwork Manufactured to:  
BS EN 1090-2: Execution Class **EXC2** U.N.O.

FINISH **S.B. & PRIME**

LOT 0 QTY 1  
PHASE 1 QTY 1

**FABRICATION STATUS**

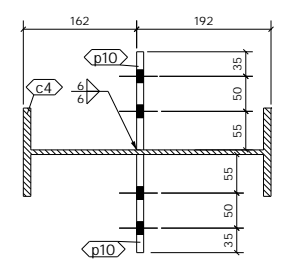
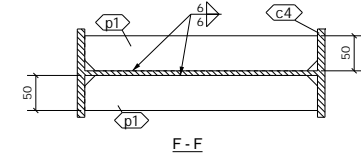
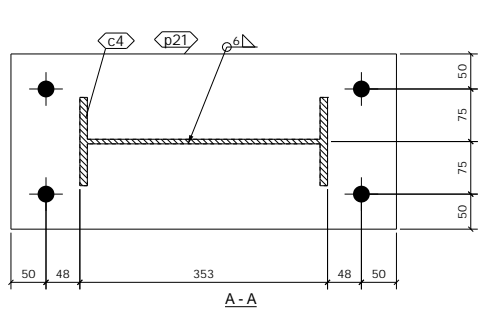
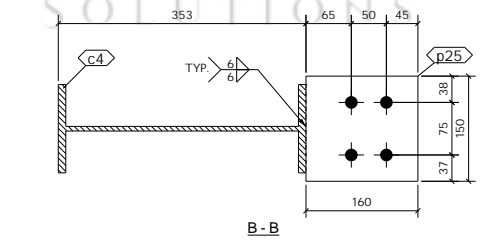
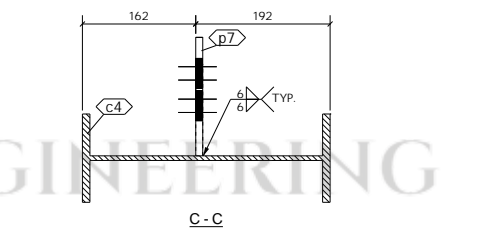
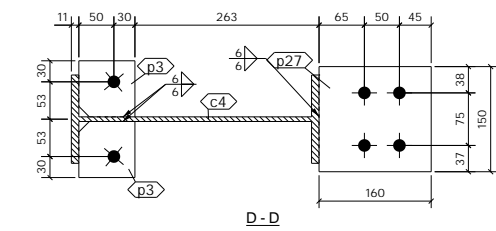
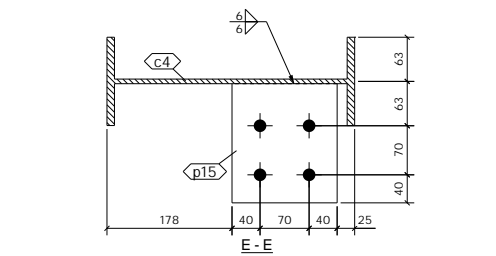
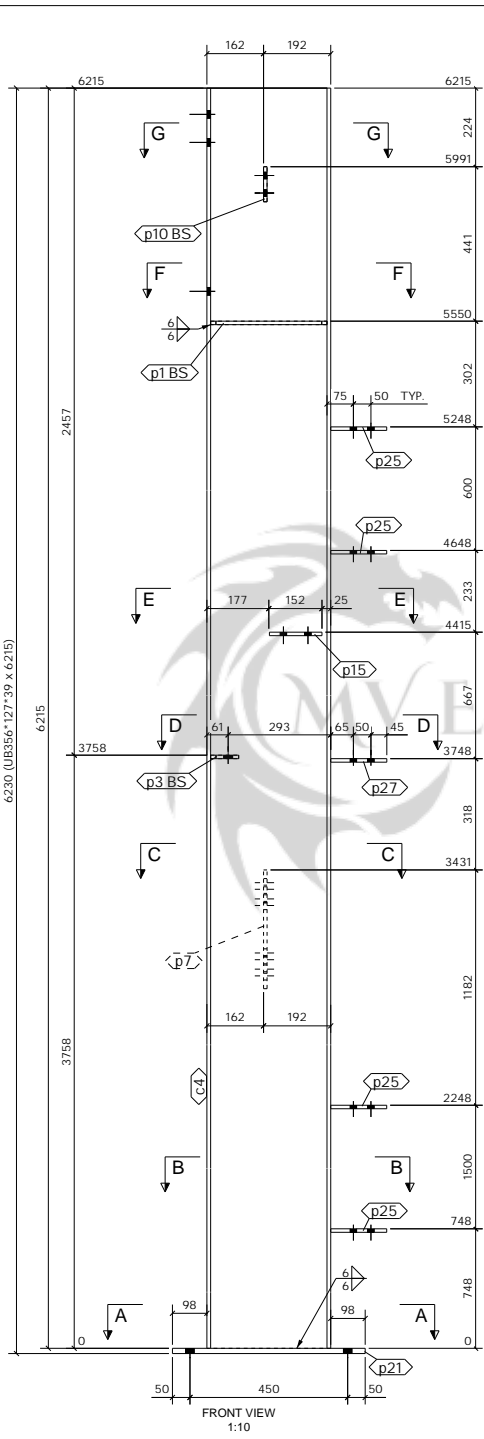
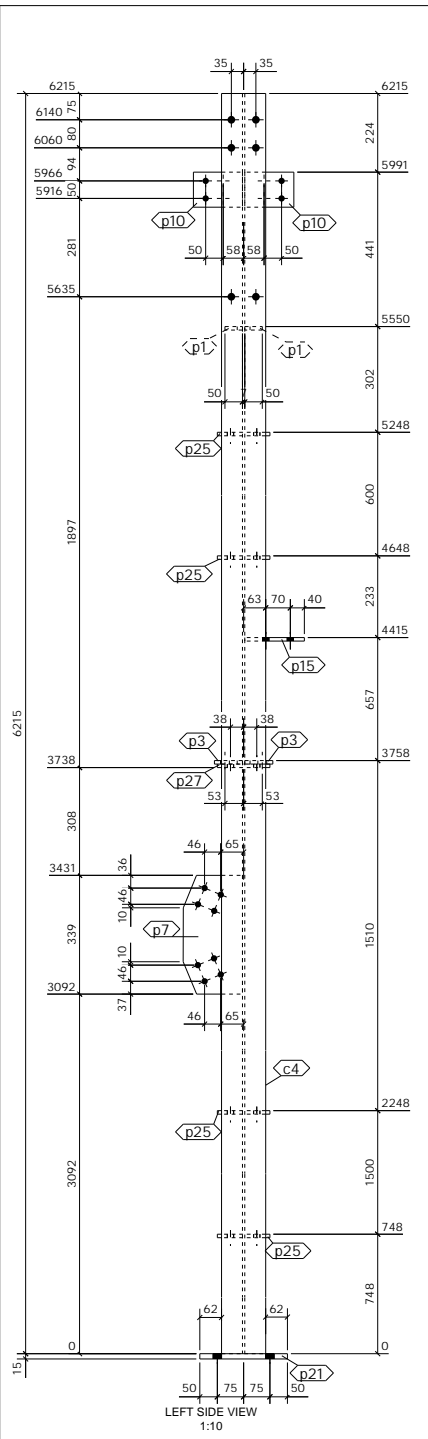
Sawn by: \_\_\_\_\_ Date: \_\_\_\_\_  
Fabricated by: \_\_\_\_\_ Date: \_\_\_\_\_  
Welded by: \_\_\_\_\_ Date: \_\_\_\_\_  
Loaded by: \_\_\_\_\_ Date: \_\_\_\_\_  
Checked by: \_\_\_\_\_ Date: \_\_\_\_\_

REV	MARK	DESCRIPTION	CREATED	By	Date	By	Date
B		ISSUED FOR APPROVAL	PCS		17.12.2022	SK	17.12.2022
A		ISSUED FOR APPROVAL	PCS		22.10.2022	SK	22.10.2022

**CLIENT:** Newcastle Steel  
**PROJECT:** Block D Faverdale West  
**CONTRACT NO.:** 432-22

**DATE CREATED:** 13.10.2022  
**DRAWN BY:** PCS  
**DRAWING NO.:** [CL.11]  
**REV:** B

ASSEMBLY / SUB ASSEMBLY STATUS	
1	THIS IS IT'S OWN ASSEMBLY



SHOP MATERIAL LIST FOR 1 ASSEMBLY						
Mark	Size	Grade	No.	Length (mm)	Area (m <sup>2</sup> )	Weight (kg)
c4	UB356*127*39	S275	1	6215	7.453	238.5
p1	FLT10*50	S275	2	332	0.080	2.6
p3	FLT10*80	S275	2	80	0.031	1.0
p7	PLT10*169.2	S275	1	339	0.117	4.2
p10	FLT10*100	S275	2	140	0.066	2.2
p15	FLT10*150	S275	1	170	0.057	2.0
p21	FLT15*250	S275	1	550	0.299	16.2
p25	FLT10*150	S275	4	160	0.216	7.5
p27	FLT10*150	S275	1	160	0.054	1.9
				<b>Total</b>	<b>8.374</b>	<b>276.0</b>

**GENERAL NOTES**

All Holes to be **22** Dia UNO Slot hole length is to outside  
 All Welds to be **6** FW. UNO

All Steelwork Manufactured to:  
 BS EN 1090-2: Execution Class  
**FINISH S.B. & PRIME EXC2 U.N.O.**

LOT 0 QTY 1  
 PHASE 1 QTY 1

**FABRICATION STATUS**

Sawn by: \_\_\_\_\_ Date: \_\_\_\_\_  
 Fabricated by: \_\_\_\_\_ Date: \_\_\_\_\_  
 Welded by: \_\_\_\_\_ Date: \_\_\_\_\_  
 Loaded by: \_\_\_\_\_ Date: \_\_\_\_\_  
 Checked by: \_\_\_\_\_ Date: \_\_\_\_\_

REV	MARK	DESCRIPTION	CREATED	By	Date	By	Date
G	G	ISSUED FOR APPROVAL	PCS		17.12.2022	SK	17.12.2022
A	A	ISSUED FOR APPROVAL	PCS		22.10.2022	SK	22.10.2022

**CLIENT:** Newcastle Steel  
**PROJECT:** Block D Faverdale West  
**CONTRACT NO.:** 432-22  
**DATE CREATED:** 13.10.2022  
**DRAWN BY:** PCS  
**DRAWING NO.:** [CL.12]  
**REV:** B

1 No. COLUMN REQUIRED AS DRAWN MARKED CL12

ASSEMBLY / SUB ASSEMBLY STATUS	
1	THIS IS IT'S OWN ASSEMBLY

SHOP MATERIAL LIST FOR 1 ASSEMBLY

Mark	Size	Grade	No.	Length (mm)	Area (m <sup>2</sup> )	Weight (kg)
c4	UB356*127*39	S275	1	6215	7.453	238.5
p1	FLT10*50	S275	2	332	0.080	2.6
p3	FLT10*80	S275	2	80	0.031	1.0
p10	FLT10*100	S275	2	140	0.066	2.2
p15	FLT10*150	S275	1	170	0.057	2.0
p21	FLT15*250	S275	1	550	0.299	16.2
p25	FLT10*150	S275	4	160	0.216	7.5
p27	FLT10*150	S275	1	160	0.054	1.9
				<b>Total</b>	<b>8.257</b>	<b>271.8</b>

GENERAL NOTES

All Holes to be 22 Dia UNO Slot hole length is to outside  
 All Welds to be 6 FW. UNO

All Steelwork Manufactured to:  
 BS EN 1090-2: Execution Class EXC2 U.N.O.

FINISH S.B. & PRIME  
 LOT 0 QTY 1  
 PHASE 1 QTY 1

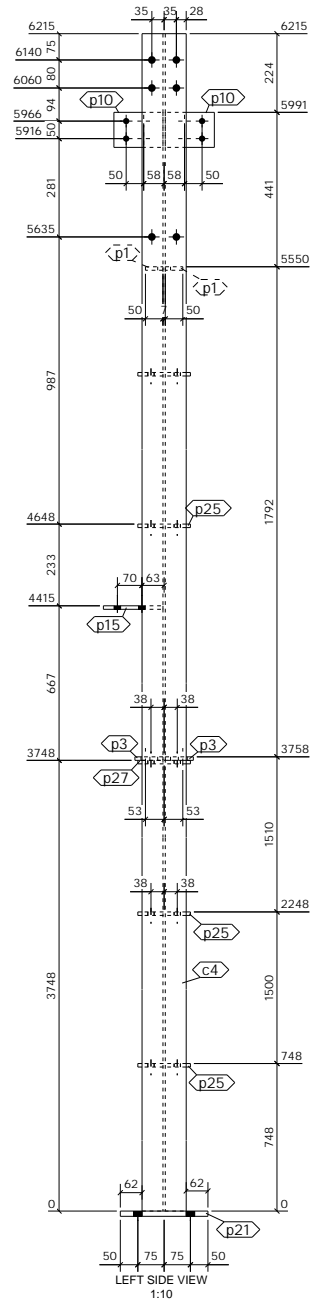
FABRICATION STATUS

Sawn by: \_\_\_\_\_ Date: \_\_\_\_\_  
 Fabricated by: \_\_\_\_\_ Date: \_\_\_\_\_  
 Welded by: \_\_\_\_\_ Date: \_\_\_\_\_  
 Loaded by: \_\_\_\_\_ Date: \_\_\_\_\_  
 Checked by: \_\_\_\_\_ Date: \_\_\_\_\_

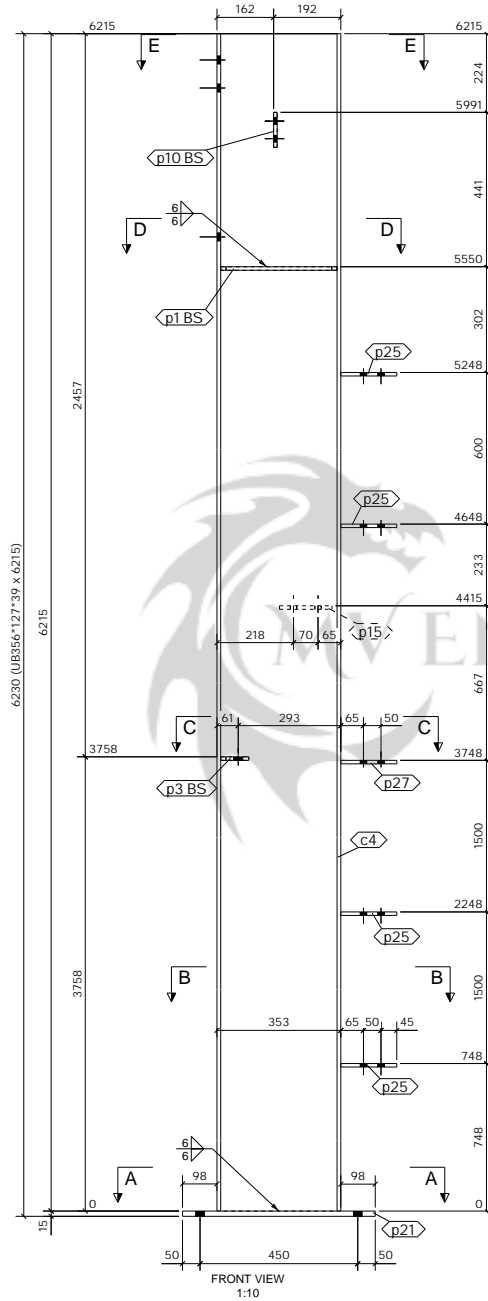
B	ISSUED FOR APPROVAL	PCS	17.12.2022	SK	17.12.2022
A	ISSUED FOR APPROVAL	PCS	22.10.2022	SK	22.10.2022
REV		By	Date	By	Date
MARK	DESCRIPTION	CREATED	CHECKED		

**CLIENT:** Newcastle Steel  
**PROJECT:** Block D Faverdale West  
**CONTRACT NO.:** 432-22

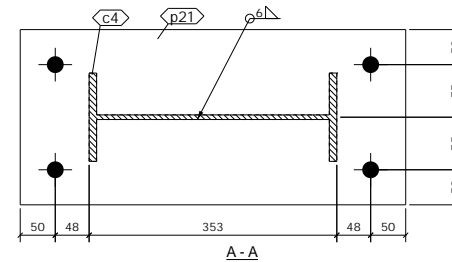
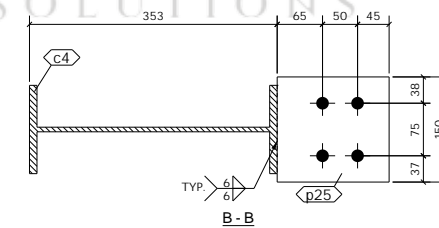
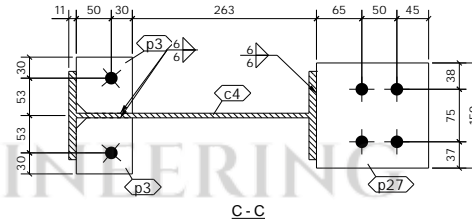
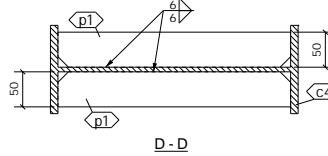
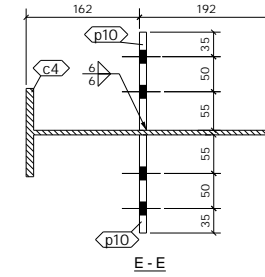
**DATE CREATED:** 13.10.2022  
**DRAWN BY:** PCS  
**DRAWING NO.:** [CL.13]  
**REV:** B



LEFT SIDE VIEW  
1:10

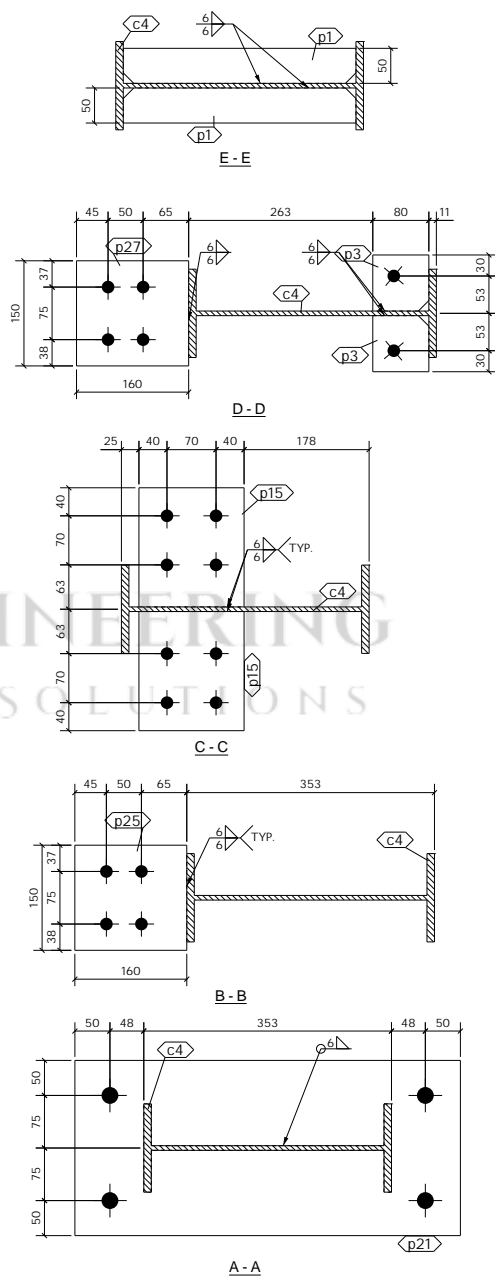
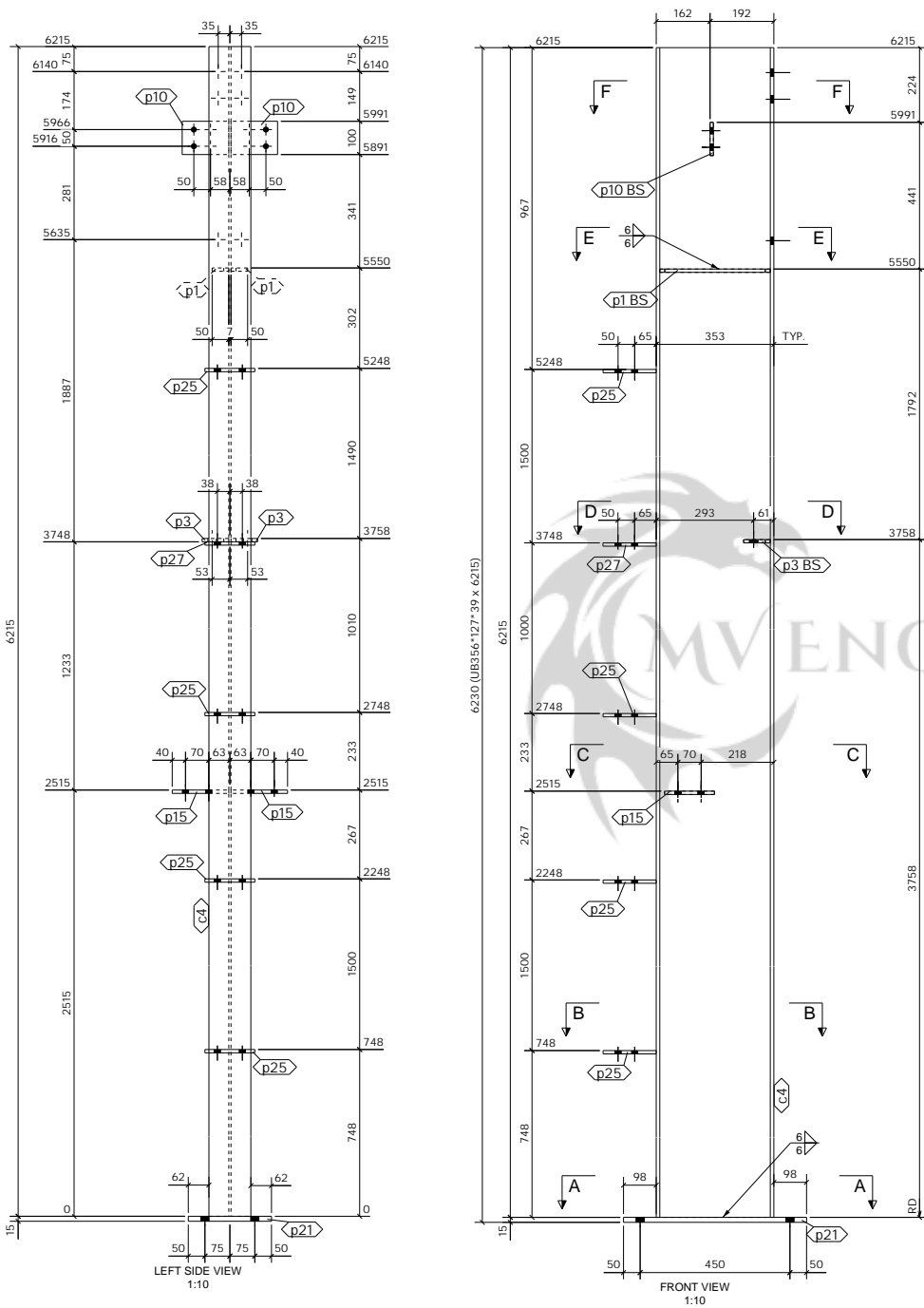


FRONT VIEW  
1:10



1 No. COLUMN REQUIRED AS DRAWN MARKED CL13

ASSEMBLY / SUB ASSEMBLY STATUS
1 THIS IS IT'S OWN ASSEMBLY

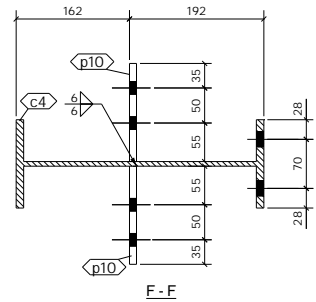


1 No. COLUMN REQUIRED AS DRAWN MARKED CL14

SHOP MATERIAL LIST FOR 1 ASSEMBLY						
Mark	Size	Grade	No.	Length (mm)	Area (m <sup>2</sup> )	Weight (kg)
c4	UB356*127*39	S275	1	6215	7.453	238.5
p1	FLT10*50	S275	2	332	0.080	2.6
p3	FLT10*80	S275	2	80	0.031	1.0
p10	FLT10*100	S275	2	140	0.066	2.2
p15	FLT10*150	S275	2	170	0.115	4.0
p21	FLT15*250	S275	1	550	0.299	16.2
p25	FLT10*150	S275	4	160	0.216	7.5
p27	FLT10*150	S275	1	160	0.054	1.9
				<b>Total</b>	<b>8.315</b>	<b>273.8</b>

**GENERAL NOTES**  
 All Holes to be 22 Dia UNO Slot hole length is to outside  
 All Welds to be 6 FW. UNO  
 All Steelwork Manufactured to: BS EN 1090-2: Execution Class EXC2 U.N.O.  
 FINISH S.B. & PRIME  
 LOT 0 QTY 1  
 PHASE 1 QTY 1

**FABRICATION STATUS**  
 Sawn by: \_\_\_\_\_ Date: \_\_\_\_\_  
 Fabricated by: \_\_\_\_\_ Date: \_\_\_\_\_  
 Welded by: \_\_\_\_\_ Date: \_\_\_\_\_  
 Loaded by: \_\_\_\_\_ Date: \_\_\_\_\_  
 Checked by: \_\_\_\_\_ Date: \_\_\_\_\_

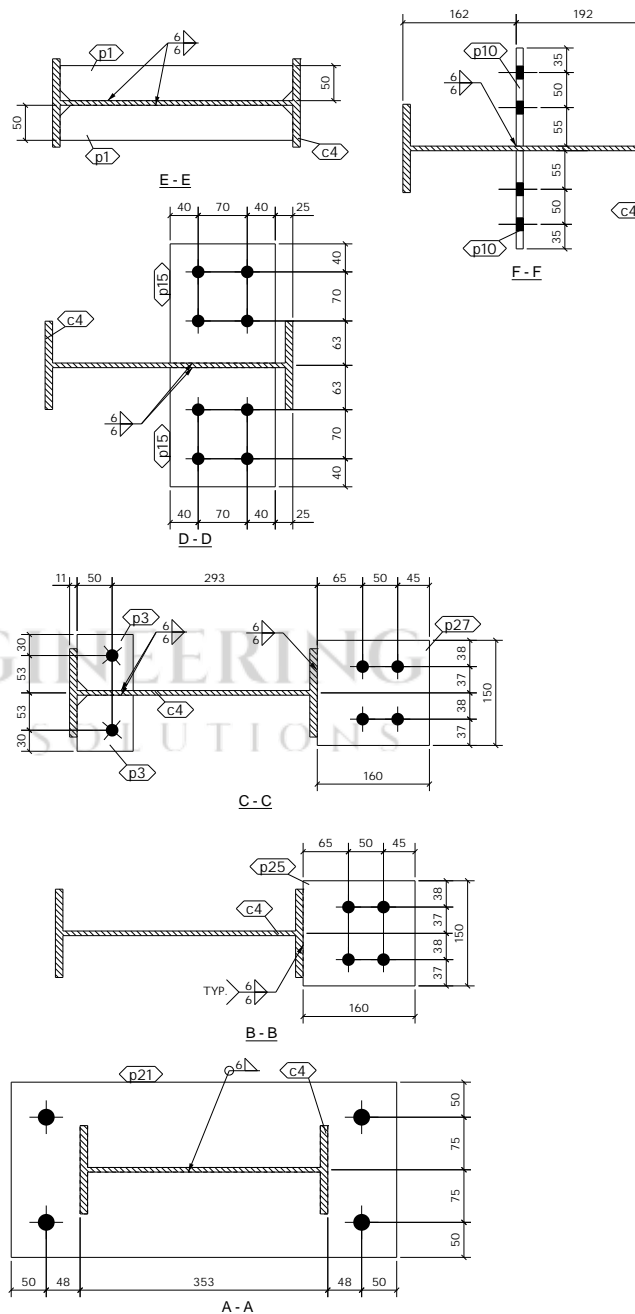
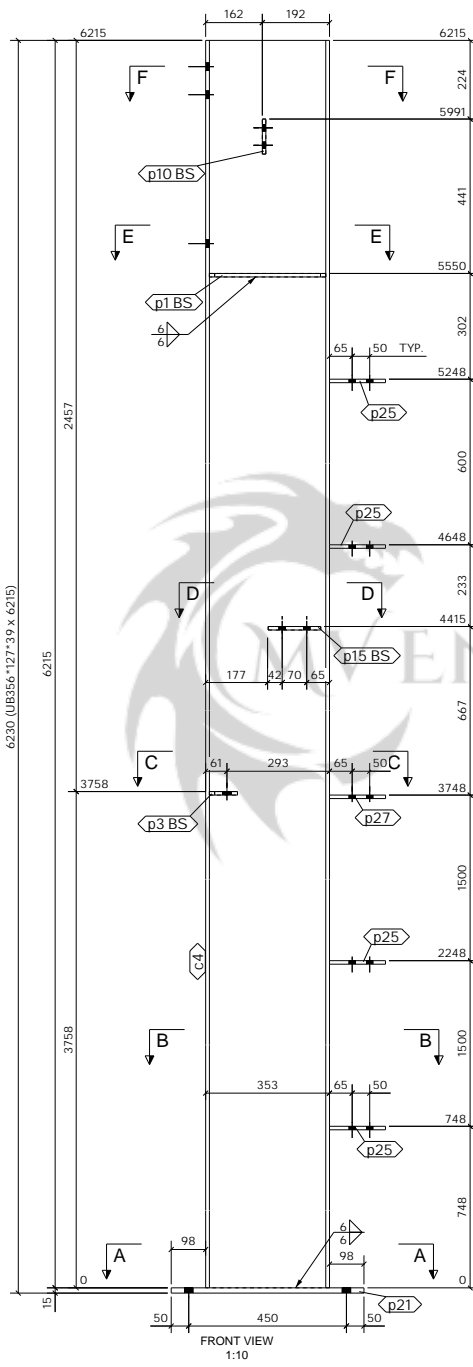
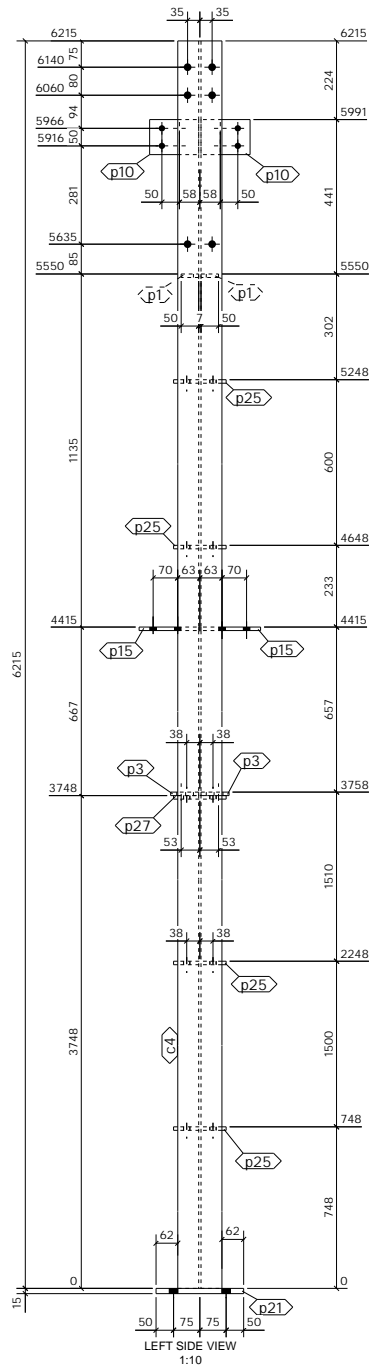


B	ISSUED FOR APPROVAL	PCS	17.12.2022	SK	17.12.2022
A	ISSUED FOR APPROVAL	PCS	22.10.2022	SK	22.10.2022
REV		By	Date	By	Date
MARK	DESCRIPTION	CREATED	CHECKED		

**CLIENT:** Newcastle Steel **DATE CREATED:** 13.10.2022  
**PROJECT:** Block D Faverdale West **DRAWN BY:** PCS  
**CONTRACT NO.:** 432-22 **DRAWING NO.:** [CL.14] **REV:** B

ASSEMBLY / SUB ASSEMBLY STATUS	
1	THIS IS IT'S OWN ASSEMBLY





SHOP MATERIAL LIST FOR 1 ASSEMBLY						
Mark	Size	Grade	No.	Length (mm)	Area (m <sup>2</sup> )	Weight (kg)
c4	UB356*127*39	S275	1	6215	7.453	238.5
p1	FLT10*50	S275	2	332	0.080	2.6
p3	FLT10*80	S275	2	80	0.031	1.0
p10	FLT10*100	S275	2	140	0.066	2.2
p15	FLT10*150	S275	2	170	0.115	4.0
p21	FLT15*250	S275	1	550	0.299	16.2
p25	FLT10*150	S275	4	160	0.216	7.5
p27	FLT10*150	S275	1	160	0.054	1.9
				<b>Total</b>	<b>8.315</b>	<b>273.8</b>

**GENERAL NOTES**

All Holes to be **22** Dia UNO Slot hole length is to outside  
 All Welds to be **6** FW. UNO

All Steelwork Manufactured to:  
 BS EN 1090-2; Execution Class **EXC2** U.N.O.

FINISH **S.B. & PRIME**

LOT **0** QTY **1**  
 PHASE **1** QTY **1**

**FABRICATION STATUS**

Sawn by: \_\_\_\_\_ Date: \_\_\_\_\_  
 Fabricated by: \_\_\_\_\_ Date: \_\_\_\_\_  
 Welded by: \_\_\_\_\_ Date: \_\_\_\_\_  
 Loaded by: \_\_\_\_\_ Date: \_\_\_\_\_  
 Checked by: \_\_\_\_\_ Date: \_\_\_\_\_

B	ISSUED FOR APPROVAL	PCS	17.12.2022	SK	17.12.2022
A	ISSUED FOR APPROVAL	PCS	22.10.2022	SK	22.10.2022
REV	DESCRIPTION	By	Date	By	Date
MARK	CREATED	CHECKED			

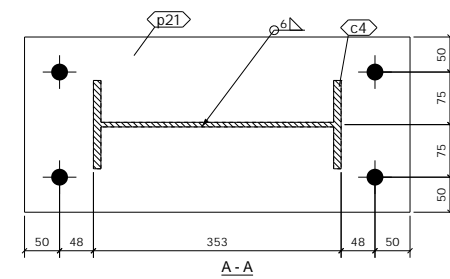
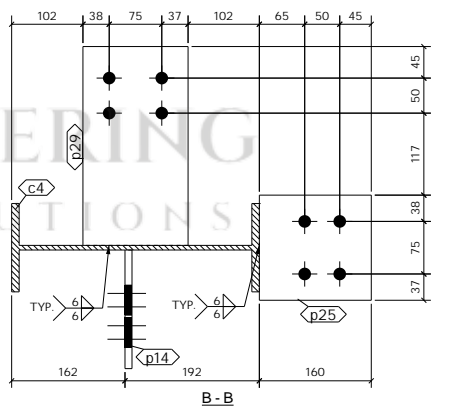
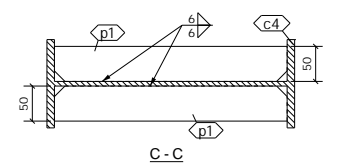
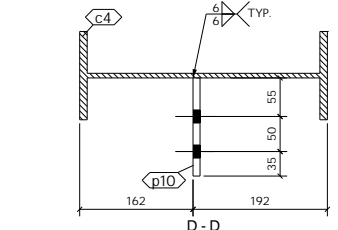
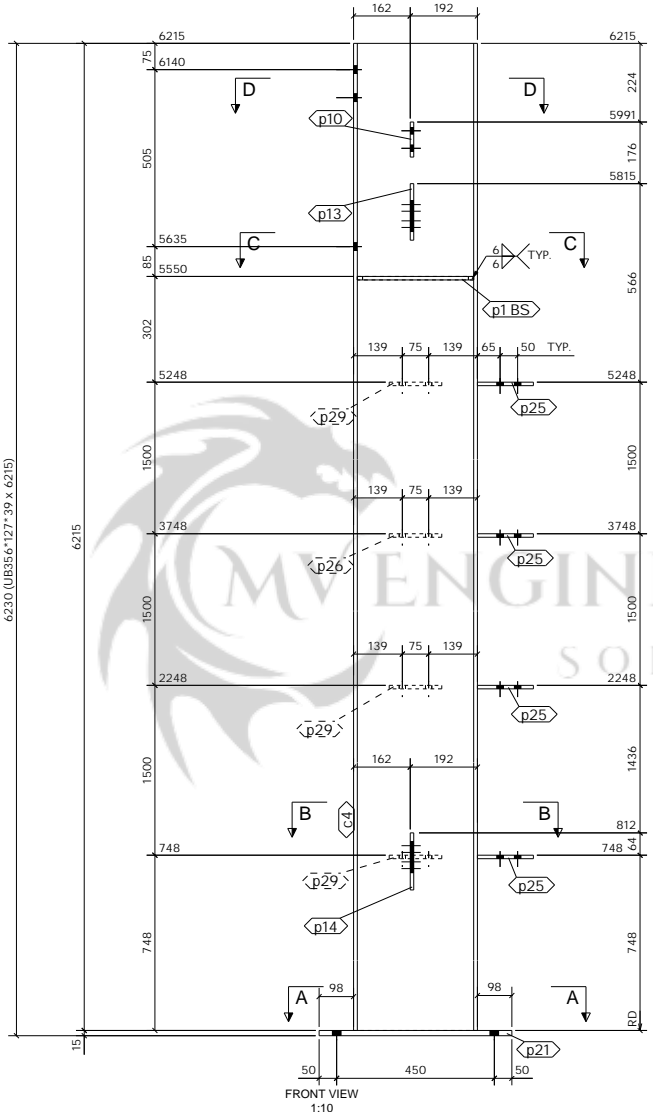
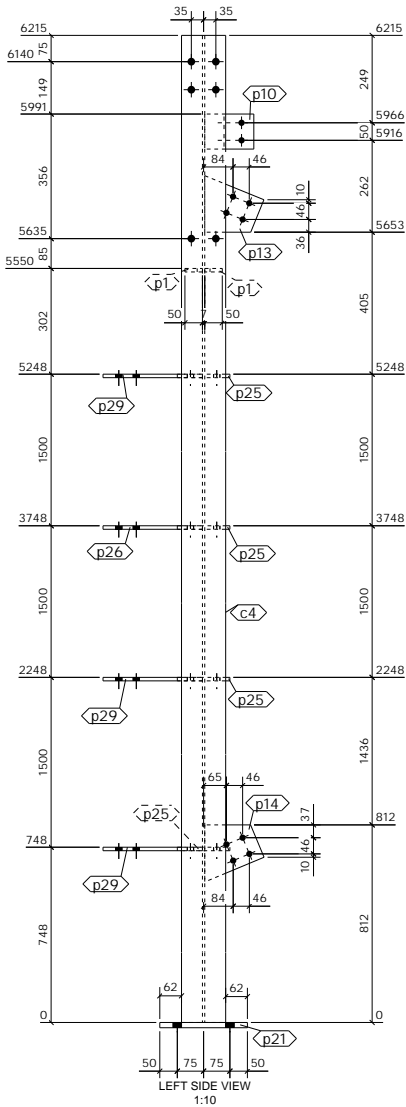
**CLIENT:** Newcastle Steel  
**PROJECT:** Block D Faverdale West

**DATE CREATED:** 13.10.2022  
**DRAWN BY:** PCS

**CONTRACT NO:** 432-22  
**DRAWING NO:** [CL.15]  
**REV:** B

1 No. COLUMN REQUIRED AS DRAWN MARKED CL15

ASSEMBLY / SUB ASSEMBLY STATUS	
1	THIS IS IT'S OWN ASSEMBLY



SHOP MATERIAL LIST FOR 1 ASSEMBLY							
Mark	Size	Grade	No.	Length (mm)	Area (m <sup>2</sup> )	Weight (kg)	
c4	UB356*127*39	S275	1	6215	7.453	238.5	
p1	FLT10*50	S275	2	332	0.080	2.6	
p10	FLT10*100	S275	1	140	0.033	1.1	
p13	PLT10*149.4	S275	1	182	0.045	1.5	
p14	PLT10*150.3	S275	1	183	0.045	1.6	
p21	FLT15*250	S275	1	550	0.299	16.2	
p25	FLT10*150	S275	4	160	0.216	7.5	
p26	FLT10*150	S275	1	284	0.094	3.3	
p29	FLT10*150	S275	3	284	0.281	10.0	
					<b>Total</b>	<b>8.547</b>	<b>282.3</b>

**GENERAL NOTES**

All Holes to be 22 Dia UNO Slot hole length is to outside

All Welds to be 6 FW. UNO

All Steelwork Manufactured to:  
BS EN 1090-2: Execution Class

FINISH S.B. & PRIME

LOT 0 QTY 1

PHASE 1 QTY 1

**FABRICATION STATUS**

Sawn by: \_\_\_\_\_ Date: \_\_\_\_\_

Fabricated by: \_\_\_\_\_ Date: \_\_\_\_\_

Welded by: \_\_\_\_\_ Date: \_\_\_\_\_

Loaded by: \_\_\_\_\_ Date: \_\_\_\_\_

Checked by: \_\_\_\_\_ Date: \_\_\_\_\_

REV	DESCRIPTION	By	Date	By	Date
B	ISSUED FOR APPROVAL	PCS	17.12.2022	SK	17.12.2022
A	ISSUED FOR APPROVAL	PCS	22.10.2022	SK	22.10.2022
MARK	DESCRIPTION	CREATED	CHECKED		

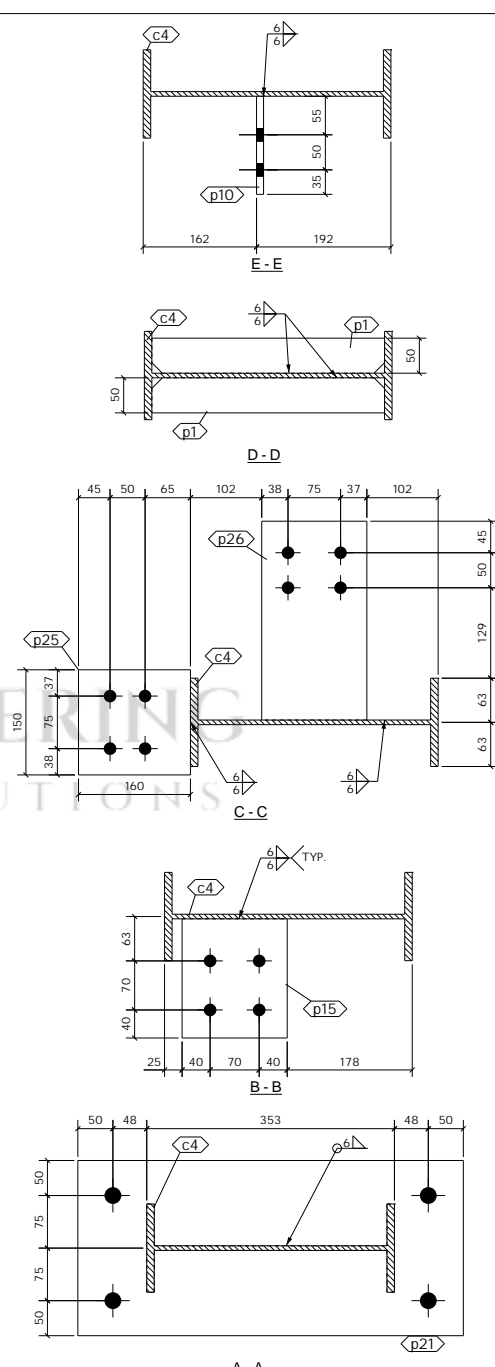
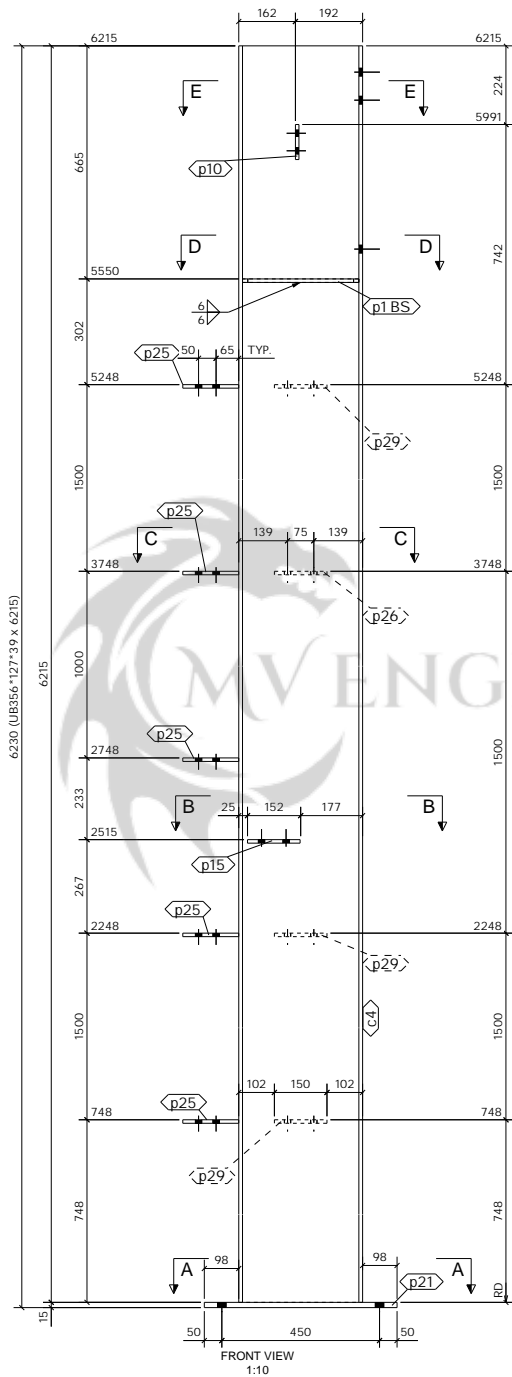
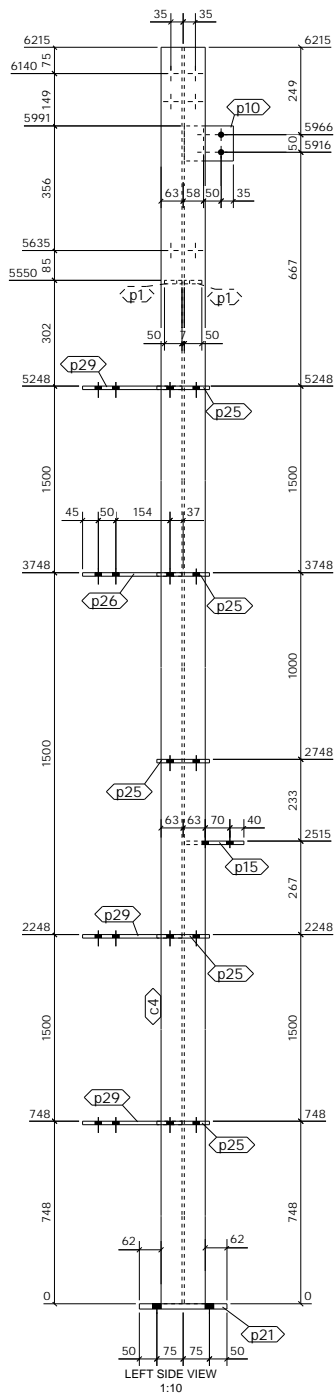
**CLIENT:** Newcastle Steel **DATE CREATED:** 13.10.2022

**PROJECT:** Block D Faverdale West **DRAWN BY:** PCS

**CONTRACT NO:** 432-22 **DRAWING NO:** [CL.16] **REV:** B

1 No. COLUMN REQUIRED AS DRAWN MARKED CL16

ASSEMBLY / SUB ASSEMBLY STATUS
1 THIS IS IT'S OWN ASSEMBLY



SHOP MATERIAL LIST FOR 1 ASSEMBLY						
Mark	Size	Grade	No.	Length (mm)	Area (m <sup>2</sup> )	Weight (kg)
c4	UB356*127*39	S275	1	6215	7.453	238.5
p1	FLT10*50	S275	2	332	0.080	2.6
p10	FLT10*100	S275	1	140	0.033	1.1
p15	FLT10*150	S275	1	170	0.057	2.0
p21	FLT15*250	S275	1	550	0.299	16.2
p25	FLT10*150	S275	5	160	0.271	9.4
p26	FLT10*150	S275	1	284	0.094	3.3
p29	FLT10*150	S275	3	284	0.281	10.0
				<b>Total</b>	<b>8.568</b>	<b>283.1</b>

**GENERAL NOTES**

All Holes to be 22 Dia UNO Slot hole length is to outside  
 All Welds to be 6 FW. UNO

All Steelwork Manufactured to:  
 BS EN 1090-2: Execution Class **EXC2** U.N.O.

FINISH **S.B. & PRIME**

LOT	0	QTY	1
PHASE	1	QTY	1

**FABRICATION STATUS**

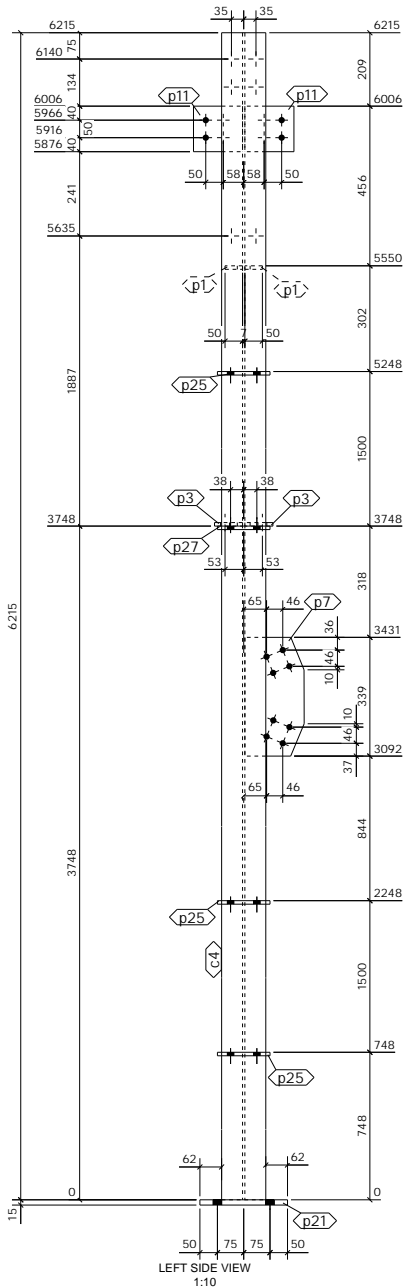
Sawn by: \_\_\_\_\_ Date: \_\_\_\_\_  
 Fabricated by: \_\_\_\_\_ Date: \_\_\_\_\_  
 Welded by: \_\_\_\_\_ Date: \_\_\_\_\_  
 Loaded by: \_\_\_\_\_ Date: \_\_\_\_\_  
 Checked by: \_\_\_\_\_ Date: \_\_\_\_\_

B	ISSUED FOR APPROVAL	PCS	17.12.2022	SK	17.12.2022
A	ISSUED FOR APPROVAL	PCS	22.10.2022	SK	22.10.2022
REV	DESCRIPTION	By	Date	By	Date
MARK	CREATED	CHECKED			

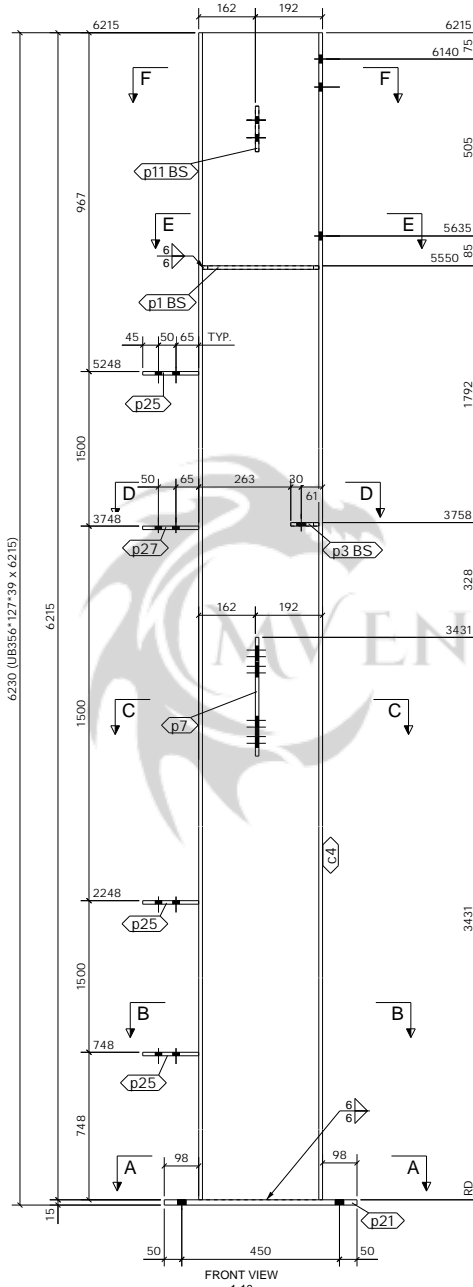
**CLIENT:** Newcastle Steel **DATE CREATED:** 13.10.2022  
**PROJECT:** Block D Faverdale West **DRAWN BY:** PCS  
**CONTRACT NO:** 432-22 **DRAWING NO:** [CL.17] **REV:** B

1 No. COLUMN REQUIRED AS DRAWN MARKED CL17

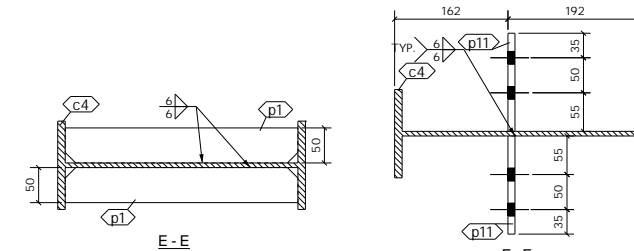
ASSEMBLY / SUB ASSEMBLY STATUS	
1	THIS IS IT'S OWN ASSEMBLY



LEFT SIDE VIEW  
1:10

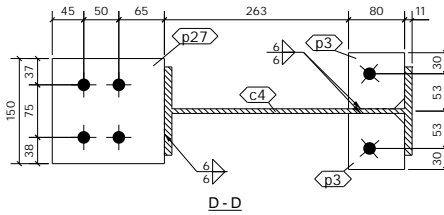


FRONT VIEW  
1:10

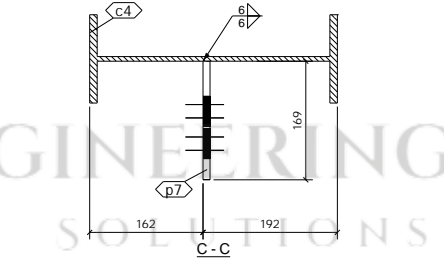


E - E

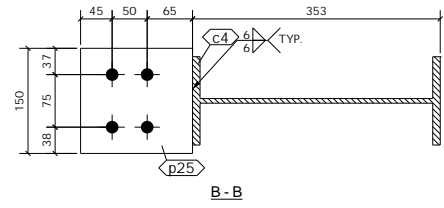
F - F



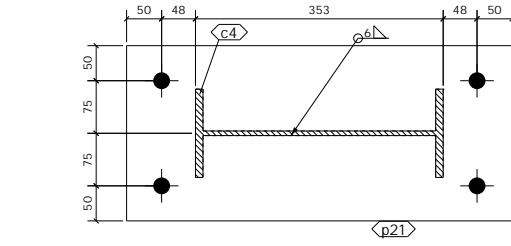
D - D



C - C



B - B



A - A

SHOP MATERIAL LIST FOR 1 ASSEMBLY						
Mark	Size	Grade	No.	Length (mm)	Area (m <sup>2</sup> )	Weight (kg)
c4	UB356*127*39	S275	1	6215	7.453	238.5
p1	FLT10*50	S275	2	332	0.080	2.6
p3	FLT10*80	S275	2	80	0.031	1.0
p7	PLT10*169.2	S275	1	339	0.117	4.2
p11	FLT10*130	S275	2	140	0.084	2.9
p21	FLT15*250	S275	1	550	0.299	16.2
p25	FLT10*150	S275	3	160	0.162	5.6
p27	FLT10*150	S275	1	160	0.054	1.9
				<b>Total</b>	<b>8.281</b>	<b>272.8</b>

**GENERAL NOTES**

All Holes to be 22 Dia UNO Slot hole length is to outside  
 All Welds to be 6 FW. UNO

All Steelwork Manufactured to:  
 BS EN 1090-2; Execution Class EXC2 U.N.O.

FINISH S.B. & PRIME  
 LOT 0 QTY 1  
 PHASE 1 QTY 1

**FABRICATION STATUS**

Sawn by: \_\_\_\_\_ Date: \_\_\_\_\_  
 Fabricated by: \_\_\_\_\_ Date: \_\_\_\_\_  
 Welded by: \_\_\_\_\_ Date: \_\_\_\_\_  
 Loaded by: \_\_\_\_\_ Date: \_\_\_\_\_  
 Checked by: \_\_\_\_\_ Date: \_\_\_\_\_

B	ISSUED FOR APPROVAL	PCS	17.12.2022	SK	17.12.2022
A	ISSUED FOR APPROVAL	PCS	22.10.2022	SK	22.10.2022
REV	By	Date	By	Date	
MARK	DESCRIPTION	CREATED	CHECKED		

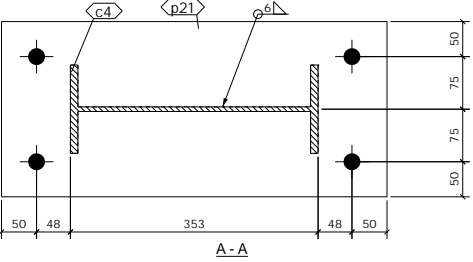
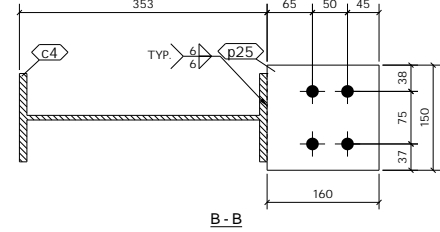
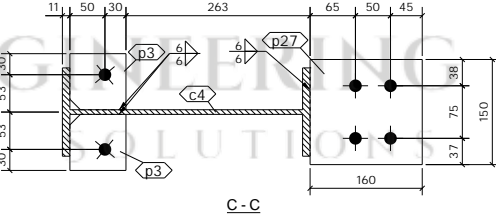
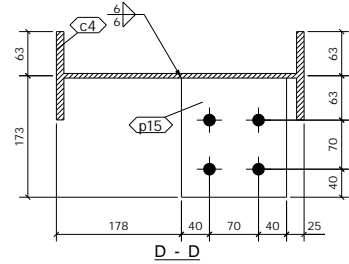
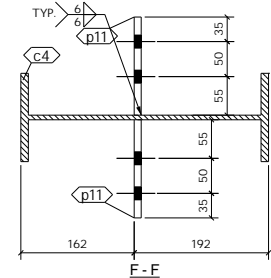
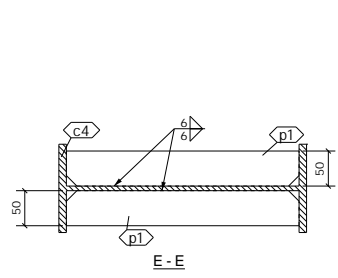
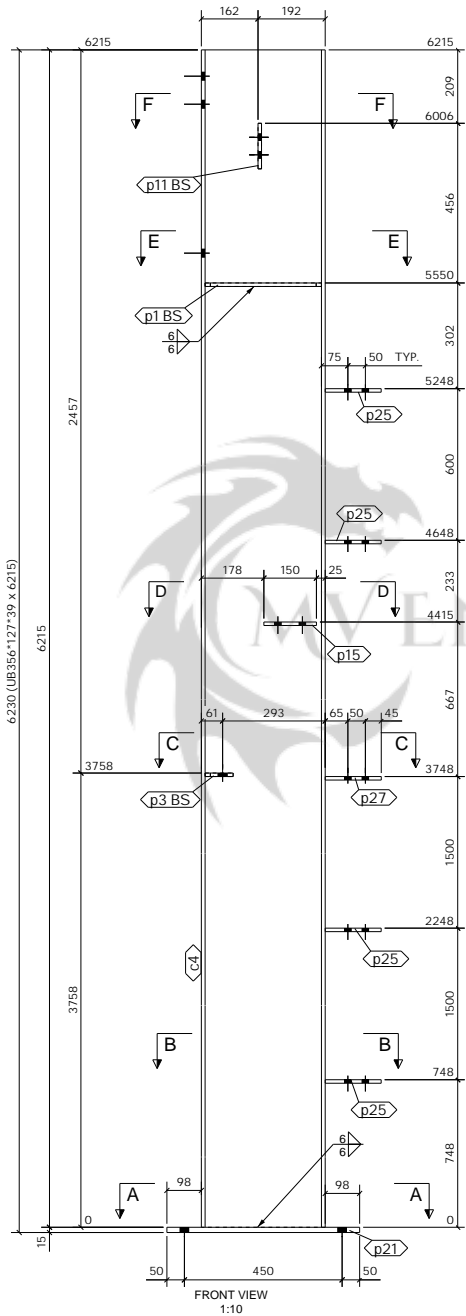
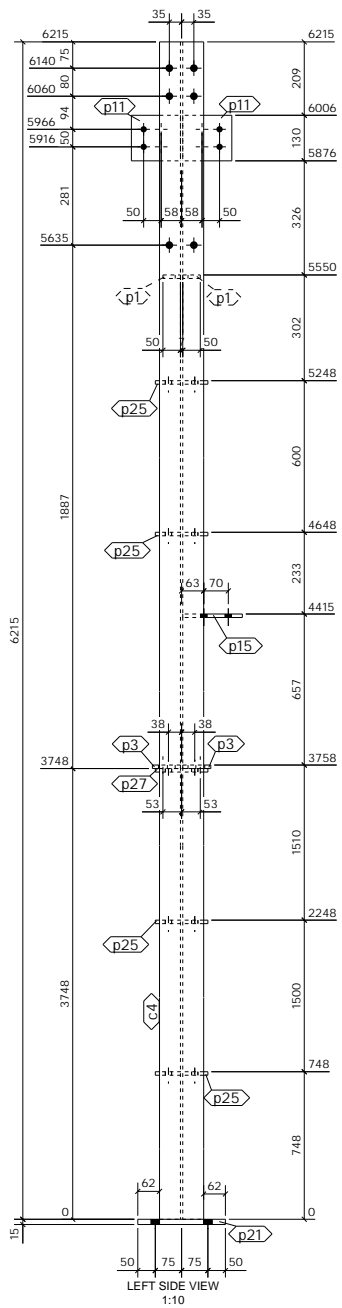
**CLIENT:** Newcastle Steel  
**DATE CREATED:** 13.10.2022

**PROJECT:** Block D Faverdale West  
**DRAWN BY:** PCS

**CONTRACT NO:** 432-22  
**DRAWING NO:** [CL.18]  
**REV:** B

1 No. COLUMN REQUIRED AS DRAWN MARKED CL18

ASSEMBLY / SUB ASSEMBLY STATUS	
1	THIS IS IT'S OWN ASSEMBLY



**SHOP MATERIAL LIST FOR 1 ASSEMBLY**

Mark	Size	Grade	No.	Length (mm)	Area (m <sup>2</sup> )	Weight (kg)
c4	UB356*127*39	S275	1	6215	7.453	238.5
p1	FLT10*50	S275	2	332	0.080	2.6
p3	FLT10*80	S275	2	80	0.031	1.0
p11	FLT10*130	S275	2	140	0.084	2.9
p15	FLT10*150	S275	1	170	0.057	2.0
p21	FLT15*250	S275	1	550	0.299	16.2
p25	FLT10*150	S275	4	160	0.216	7.5
p27	FLT10*150	S275	1	160	0.054	1.9
			<b>Total</b>		<b>8.275</b>	<b>272.5</b>

**GENERAL NOTES**

All Holes to be 22 Dia UNO Slot hole length is to outside  
 All Welds to be 6 FW. UNO

All Steelwork Manufactured to: BS EN 1090-2; Execution Class EXC2 U.N.O.

FINISH S.B. & PRIME  
 LOT 0 QTY 1  
 PHASE 1 QTY 1

**FABRICATION STATUS**

Sawn by: \_\_\_\_\_ Date: \_\_\_\_\_  
 Fabricated by: \_\_\_\_\_ Date: \_\_\_\_\_  
 Welded by: \_\_\_\_\_ Date: \_\_\_\_\_  
 Loaded by: \_\_\_\_\_ Date: \_\_\_\_\_  
 Checked by: \_\_\_\_\_ Date: \_\_\_\_\_

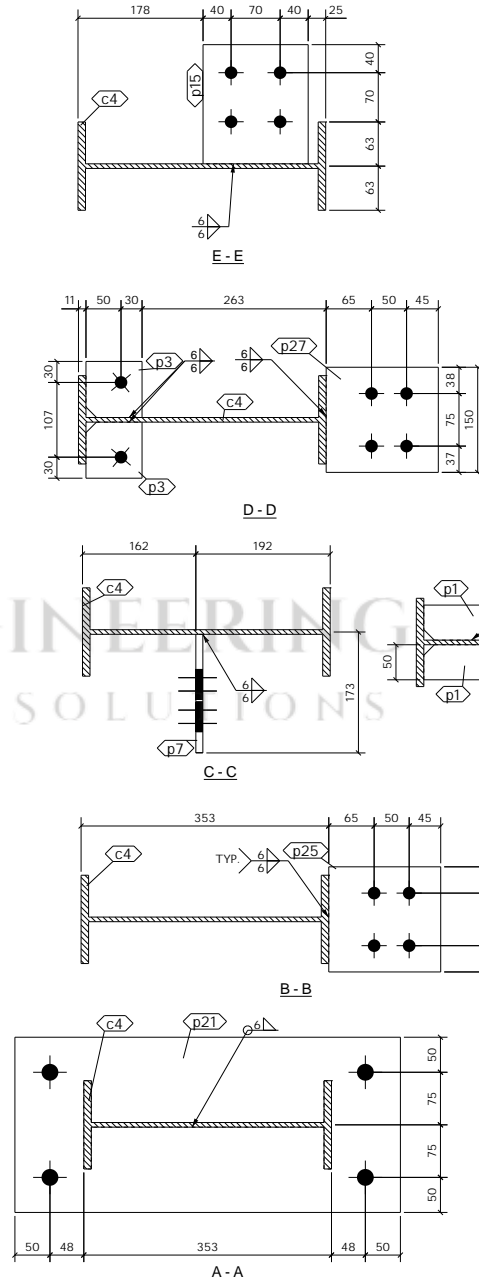
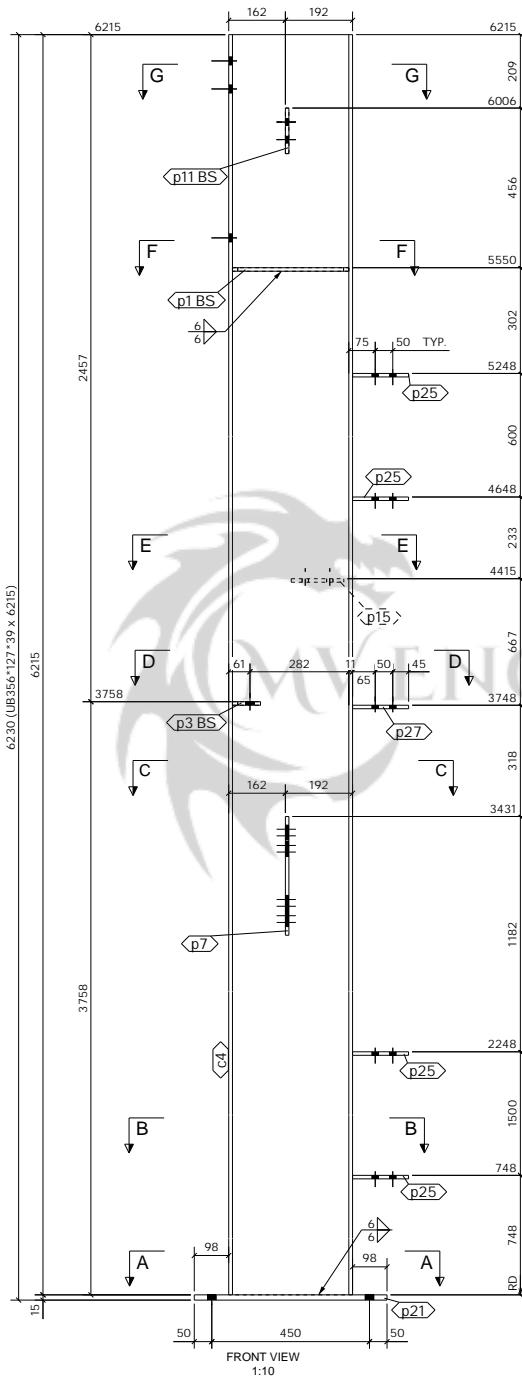
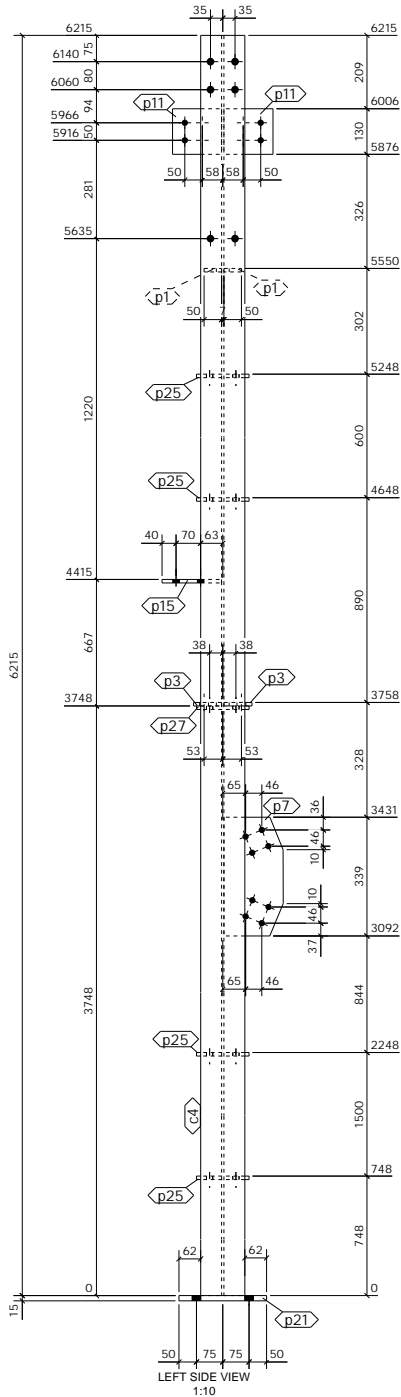
B	ISSUED FOR APPROVAL	PCS	17.12.2022	SK	17.12.2022
A	ISSUED FOR APPROVAL	PCS	22.10.2022	SK	22.10.2022
REV		By	Date	By	Date
MARK	DESCRIPTION	CREATED	CHECKED		

**CLIENT:** Newcastle Steel  
**PROJECT:** Block D Faverdale West  
**CONTRACT NO.:** 432-22

**DATE CREATED:** 13.10.2022  
**DRAWN BY:** PCS  
**DRAWING NO.:** [CL.19]  
**REV:** B

1 No. COLUMN REQUIRED AS DRAWN MARKED CL19

ASSEMBLY / SUB ASSEMBLY STATUS
1 THIS IS IT'S OWN ASSEMBLY



1 No. COLUMN REQUIRED AS DRAWN MARKED CL20

SHOP MATERIAL LIST FOR 1 ASSEMBLY						
Mark	Size	Grade	No.	Length (mm)	Area (m <sup>2</sup> )	Weight (kg)
c4	UB356*127*39	S275	1	6215	7.453	238.5
p1	FLT10*50	S275	2	332	0.080	2.6
p3	FLT10*80	S275	2	80	0.031	1.0
p7	PLT10*169.2	S275	1	339	0.117	4.2
p11	FLT10*130	S275	2	140	0.084	2.9
p15	FLT10*150	S275	1	170	0.057	2.0
p21	FLT15*250	S275	1	550	0.299	16.2
p25	FLT10*150	S275	4	160	0.216	7.5
p27	FLT10*150	S275	1	160	0.054	1.9
<b>Total</b>					<b>8.392</b>	<b>276.7</b>

**GENERAL NOTES**  
 All Holes to be 22 Dia UNO Slot hole length is to outside  
 All Welds to be 6 FW. UNO

All Steelwork Manufactured to:  
 BS EN 1090-2: Execution Class  
 FINISH S.B. & PRIME EXC2 U.N.O.  
 LOT 0 QTY 1  
 PHASE 1 QTY 1

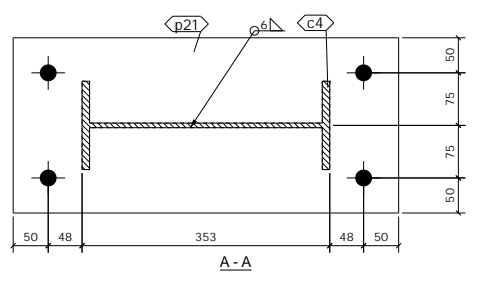
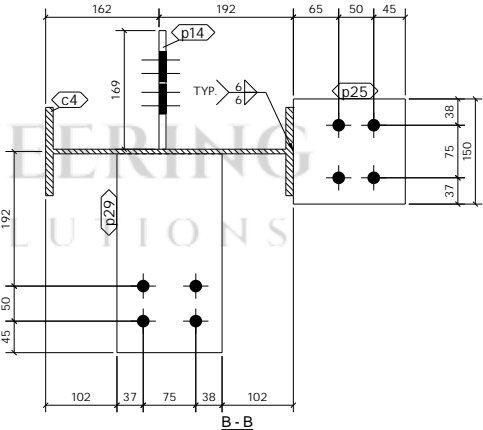
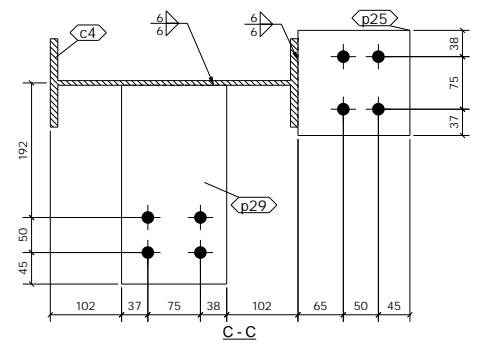
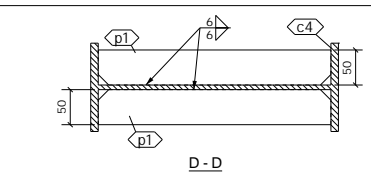
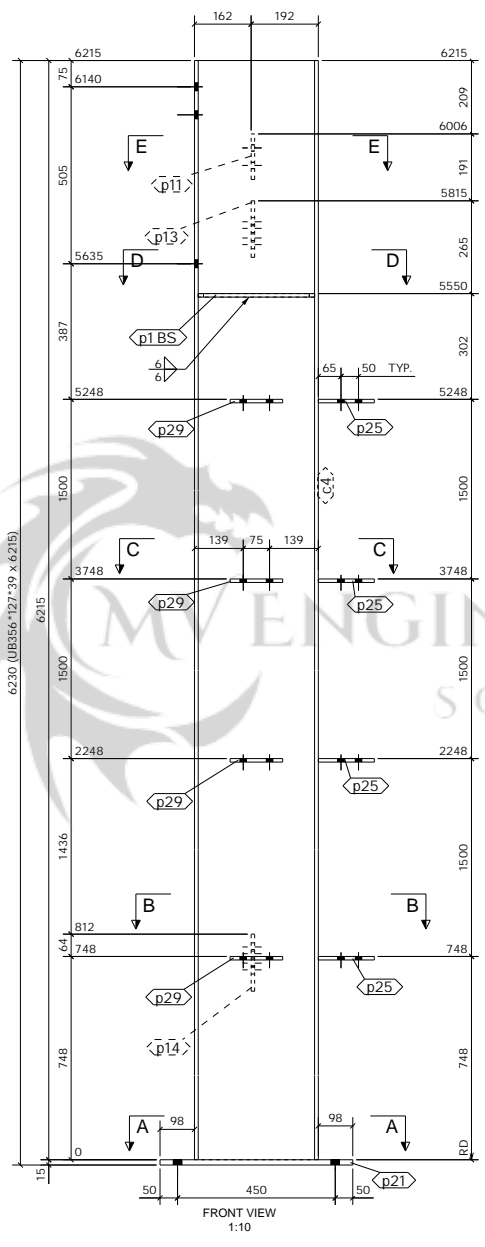
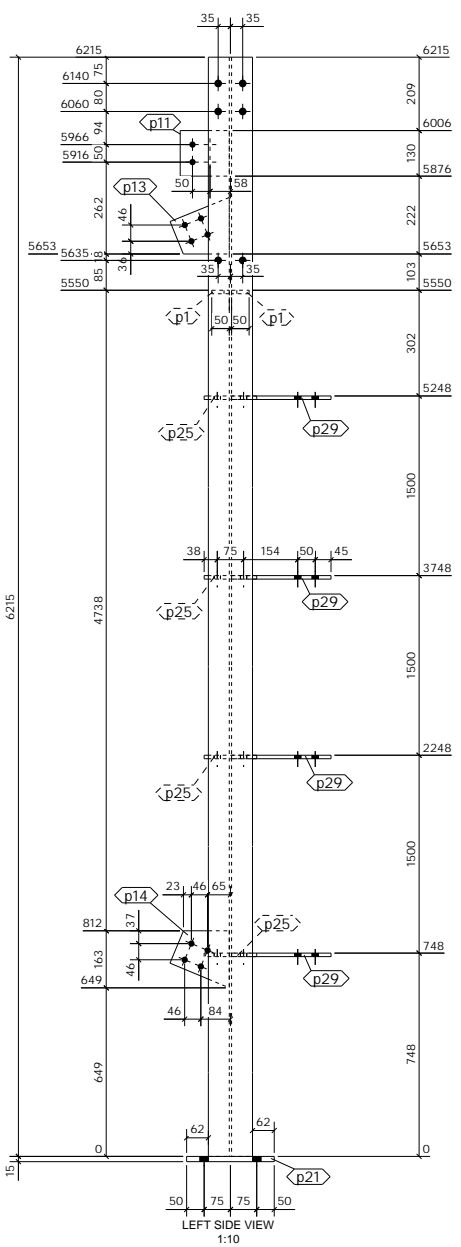
**FABRICATION STATUS**

Sawn by: \_\_\_\_\_ Date: \_\_\_\_\_  
 Fabricated by: \_\_\_\_\_ Date: \_\_\_\_\_  
 Welded by: \_\_\_\_\_ Date: \_\_\_\_\_  
 Loaded by: \_\_\_\_\_ Date: \_\_\_\_\_  
 Checked by: \_\_\_\_\_ Date: \_\_\_\_\_

B	ISSUED FOR APPROVAL	PCS	17.12.2022	SK	17.12.2022
A	ISSUED FOR APPROVAL	PCS	22.10.2022	SK	22.10.2022
REV	DESCRIPTION	By	Date	By	Date
MARK	CREATED			CHECKED	

**CLIENT:** Newcastle Steel  
**PROJECT:** Block D Faverdale West  
**CONTRACT NO.:** 432-22  
**DATE CREATED:** 13.10.2022  
**DRAWN BY:** PCS  
**DRAWING NO.:** [CL.20]  
**REV:** B

ASSEMBLY / SUB ASSEMBLY STATUS	
1	THIS IS IT'S OWN ASSEMBLY



SHOP MATERIAL LIST FOR 1 ASSEMBLY						
Mark	Size	Grade	No.	Length (mm)	Area (m <sup>2</sup> )	Weight (kg)
c4	UB356*127*39	S275	1	6215	7.453	238.5
p1	FLT10*50	S275	2	332	0.080	2.6
p11	FLT10*130	S275	1	140	0.042	1.4
p13	PLT10*149.4	S275	1	182	0.045	1.5
p14	PLT10*150.3	S275	1	183	0.045	1.6
p21	FLT15*250	S275	1	550	0.299	16.2
p25	FLT10*150	S275	4	160	0.216	7.5
p29	FLT10*150	S275	4	284	0.375	13.4
				<b>Total</b>	<b>8.556</b>	<b>282.6</b>

**GENERAL NOTES**

All Holes to be 22 Dia UNO Slot hole length is to outside  
 All Welds to be 6 FW. UNO

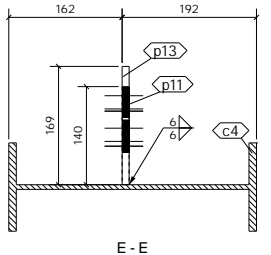
All Steelwork Manufactured to:  
 BS EN 1090-2: Execution Class **EXC2** U.N.O.

FINISH **S.B. & PRIME**

LOT 0 QTY 1  
 PHASE 1 QTY 1

**FABRICATION STATUS**

Sawn by: \_\_\_\_\_ Date: \_\_\_\_\_  
 Fabricated by: \_\_\_\_\_ Date: \_\_\_\_\_  
 Welded by: \_\_\_\_\_ Date: \_\_\_\_\_  
 Loaded by: \_\_\_\_\_ Date: \_\_\_\_\_  
 Checked by: \_\_\_\_\_ Date: \_\_\_\_\_

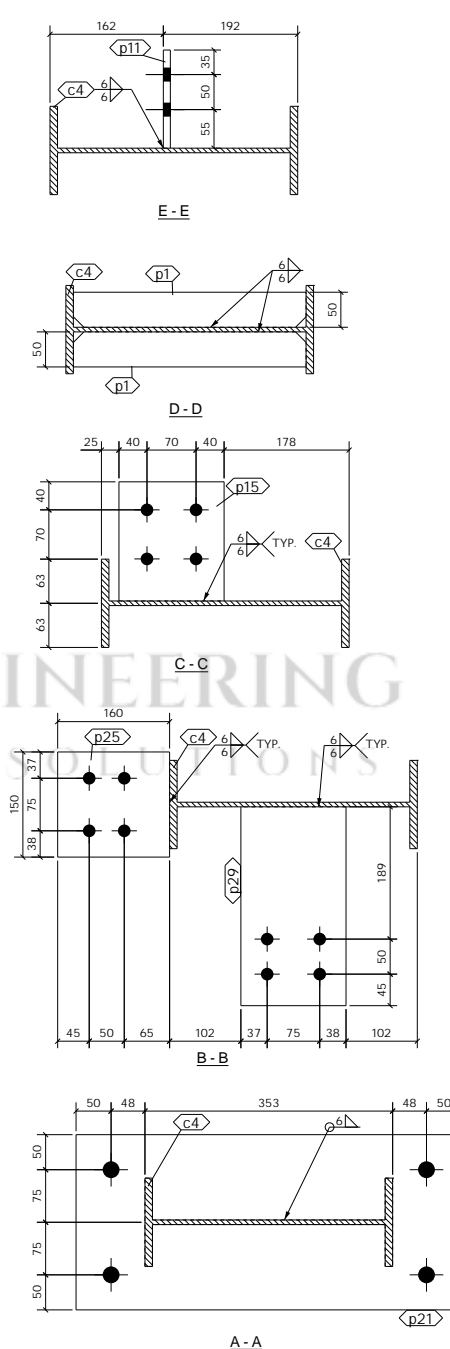
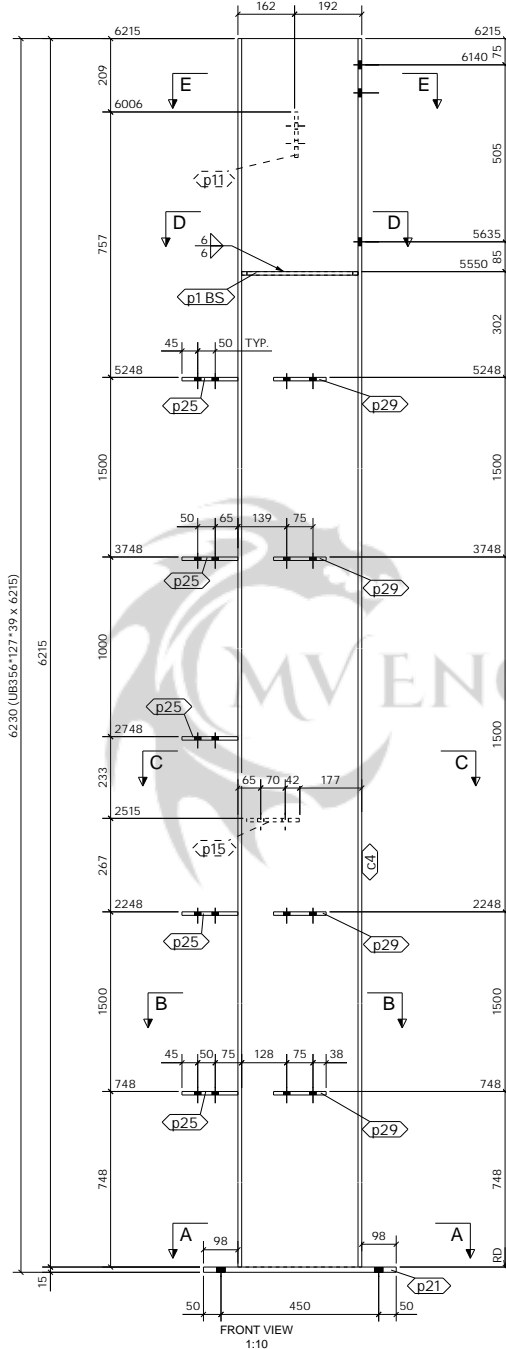
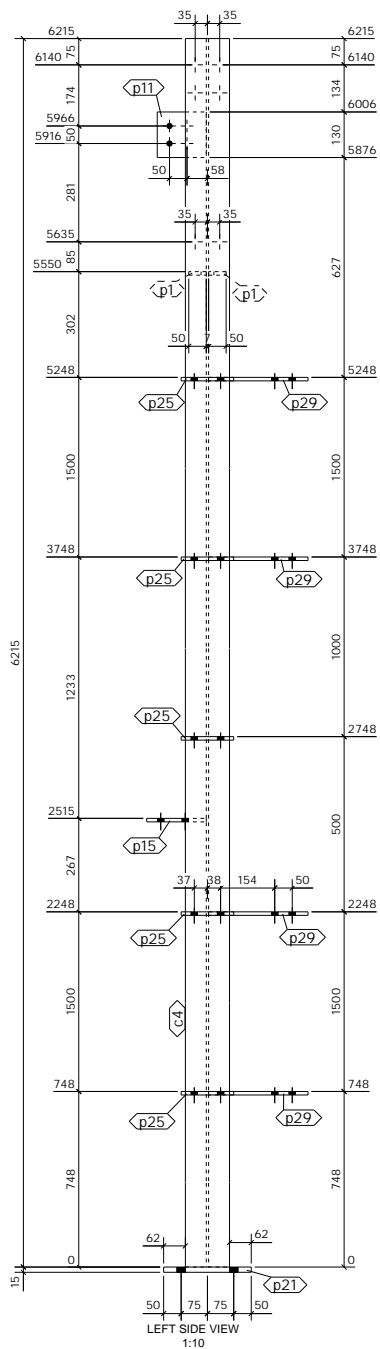


REV	DESCRIPTION	By	Date	By	Date
B	ISSUED FOR APPROVAL	PCS	17.12.2022	SK	17.12.2022
A	ISSUED FOR APPROVAL	PCS	22.10.2022	SK	22.10.2022
MARK	DESCRIPTION	CREATED	CHECKED		

**CLIENT:** Newcastle Steel **DATE CREATED:** 13.10.2022  
**PROJECT:** Block D Faverdale West **DRAWN BY:** PCS  
**CONTRACT NO:** 432-22 **DRAWING NO:** [CL.21] **REV:** B

1 No. COLUMN REQUIRED AS DRAWN MARKED CL21

ASSEMBLY / SUB ASSEMBLY STATUS
1 THIS IS IT'S OWN ASSEMBLY



SHOP MATERIAL LIST FOR 1 ASSEMBLY						
Mark	Size	Grade	No.	Length (mm)	Area (m <sup>2</sup> )	Weight (kg)
c4	UB356*127*39	S275	1	6215	7.453	238.5
p1	FLT10*50	S275	2	332	0.080	2.6
p11	FLT10*130	S275	1	140	0.042	1.4
p15	FLT10*150	S275	1	170	0.057	2.0
p21	FLT15*250	S275	1	550	0.299	16.2
p25	FLT10*150	S275	5	160	0.271	9.4
p29	FLT10*150	S275	4	284	0.375	13.4
				<b>Total</b>	<b>8.577</b>	<b>283.4</b>

**GENERAL NOTES**

All Holes to be 22 Dia UNO Slot hole length is to outside  
 All Welds to be 6 FW. UNO

All Steelwork Manufactured to:  
 BS EN 1090-2: Execution Class **EXC2** U.N.O.

FINISH **S.B. & PRIME**

LOT 0 QTY 1  
 PHASE 1 QTY 1

**FABRICATION STATUS**

Sawn by: \_\_\_\_\_ Date: \_\_\_\_\_  
 Fabricated by: \_\_\_\_\_ Date: \_\_\_\_\_  
 Welded by: \_\_\_\_\_ Date: \_\_\_\_\_  
 Loaded by: \_\_\_\_\_ Date: \_\_\_\_\_  
 Checked by: \_\_\_\_\_ Date: \_\_\_\_\_

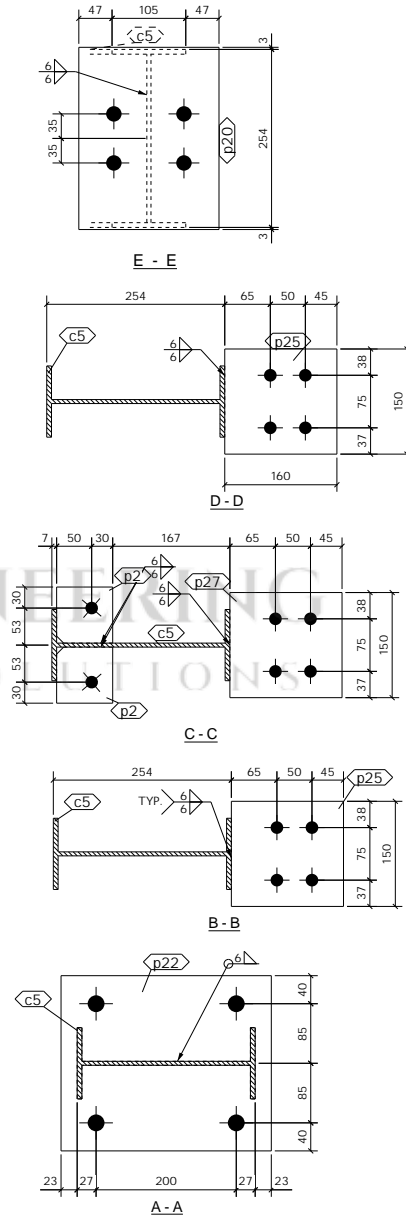
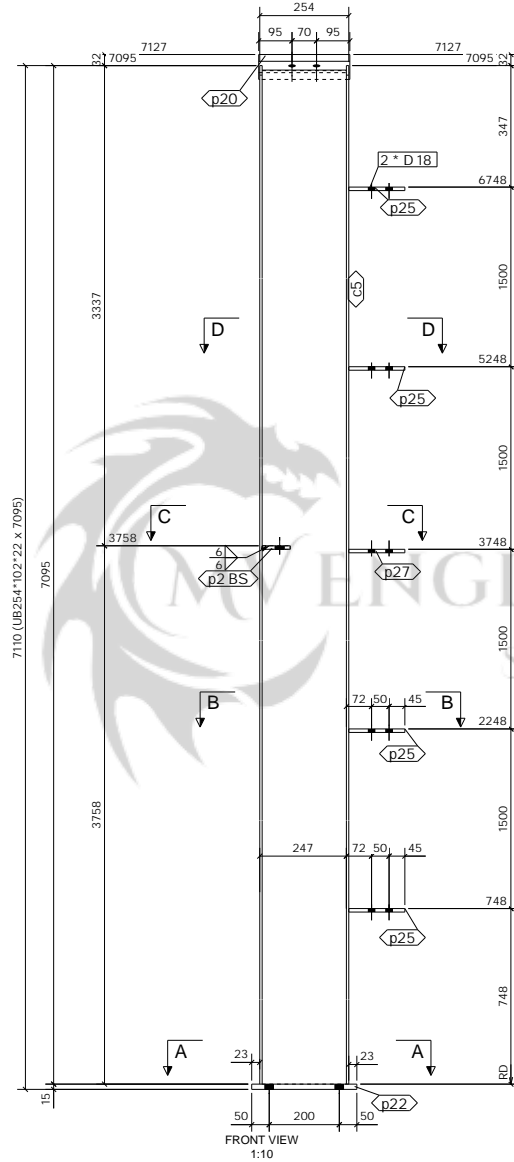
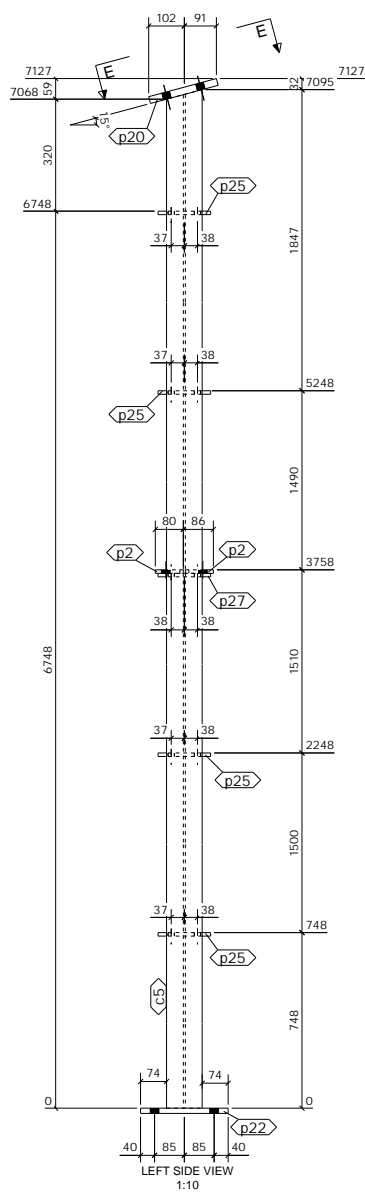
REV	DESCRIPTION	By	Date	By	Date
B	ISSUED FOR APPROVAL	PCS	17.12.2022	SK	17.12.2022
A	ISSUED FOR APPROVAL	PCS	22.10.2022	SK	22.10.2022
MARK	CREATED	By	Date	By	Date

**CLIENT:** Newcastle Steel **DATE CREATED:** 13.10.2022  
**PROJECT:** Block D Faverdale West **DRAWN BY:** PCS  
**CONTRACT NO:** 432-22 **DRAWING NO:** [CL.22] **REV:** B

1 No. COLUMN REQUIRED AS DRAWN MARKED CL22

ASSEMBLY / SUB ASSEMBLY STATUS
1 THIS IS IT'S OWN ASSEMBLY





SHOP MATERIAL LIST FOR 1 ASSEMBLY						
Mark	Size	Grade	No.	Length (mm)	Area (m <sup>2</sup> )	Weight (kg)
c5	UB254*102*22	S275	1	7095	6.400	153.0
p2	FLT10*80	S275	2	80	0.032	1.0
p20	FLT20*200	S275	1	260	0.122	8.2
p22	FLT15*250	S275	1	300	0.167	8.8
p25	FLT10*150	S275	4	160	0.217	7.5
p27	FLT10*150	S275	1	160	0.054	1.9
				<b>Total</b>	<b>6.992</b>	<b>180.4</b>

**GENERAL NOTES**

All Holes to be **22 Dia UNO** Slot hole length is to outside  
 All Welds to be **6 FW. UNO**

All Steelwork Manufactured to:  
 BS EN 1090-2: Execution Class **EXC2** U.N.O.

FINISH **S.B. & PRIME**

LOT **0** QTY **2**

PHASE **1** QTY **2**

**FABRICATION STATUS**

Sawn by: \_\_\_\_\_ Date: \_\_\_\_\_

Fabricated by: \_\_\_\_\_ Date: \_\_\_\_\_

Welded by: \_\_\_\_\_ Date: \_\_\_\_\_

Loaded by: \_\_\_\_\_ Date: \_\_\_\_\_

Checked by: \_\_\_\_\_ Date: \_\_\_\_\_

REV	DESCRIPTION	By	Date	By	Date
B	ISSUED FOR APPROVAL	PCS	17.12.2022	SK	17.12.2022
A	ISSUED FOR APPROVAL	PCS	22.10.2022	SK	22.10.2022
MARK	CREATED	CREATED	CHECKED		

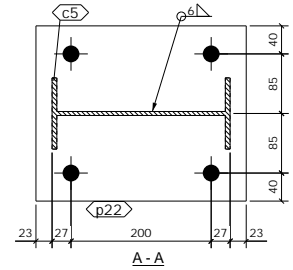
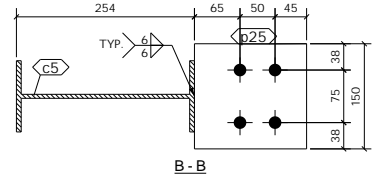
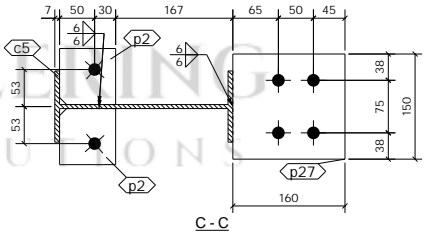
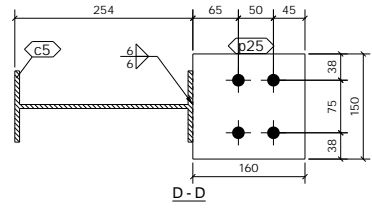
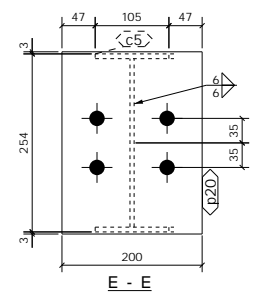
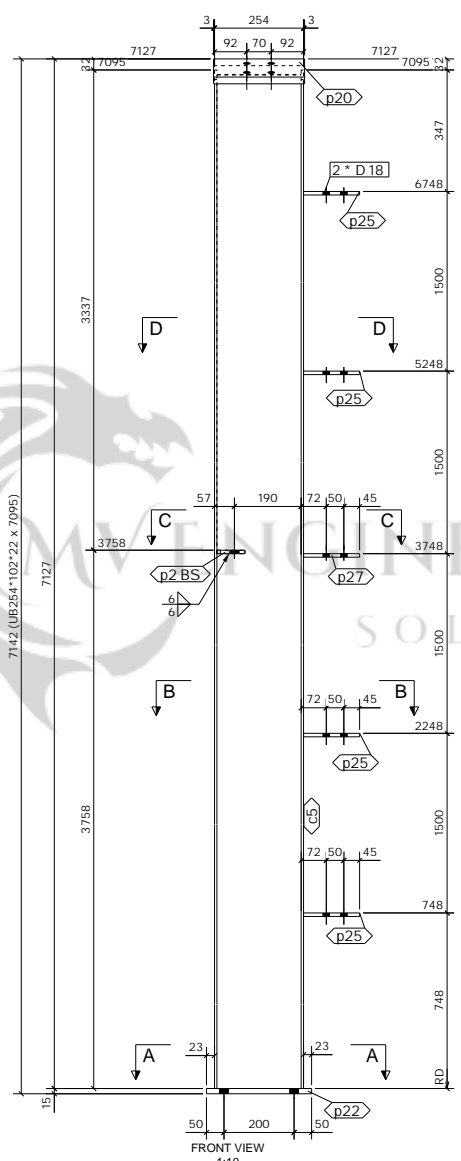
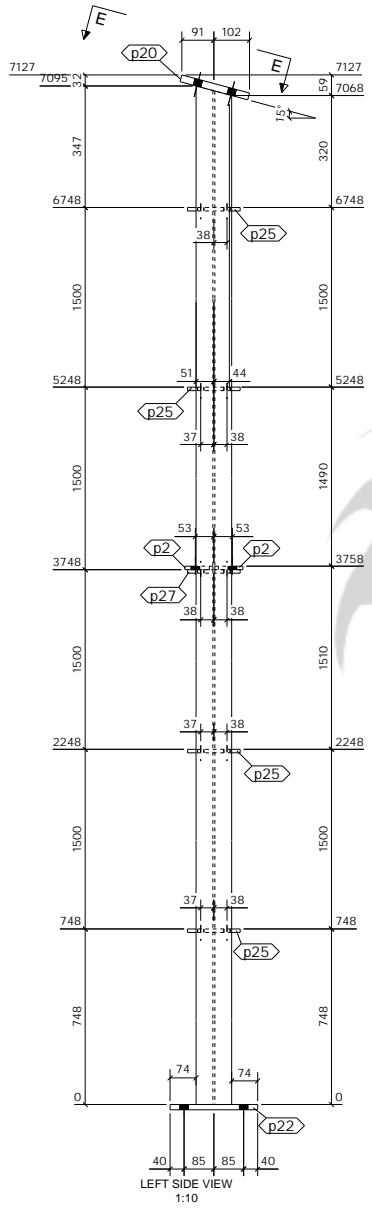
**CLIENT:** Newcastle Steel **DATE CREATED:** 16.10.2022

**PROJECT:** Block D Faverdale West **DRAWN BY:** PCS

**CONTRACT NO:** 432-22 **DRAWING NO:** [CL.23] **REV:** B

2 No. COLUMN REQUIRED AS DRAWN MARKED CL23

ASSEMBLY / SUB ASSEMBLY STATUS
2 THIS IS IT'S OWN ASSEMBLY



SHOP MATERIAL LIST FOR 1 ASSEMBLY						
Mark	Size	Grade	No.	Length (mm)	Area (m <sup>2</sup> )	Weight (kg)
c5	UB254*102*22	S275	1	7095	6.400	153.0
p2	FLT10*80	S275	2	80	0.032	1.0
p20	FLT20*200	S275	1	260	0.122	8.2
p22	FLT15*250	S275	1	300	0.167	8.8
p25	FLT10*150	S275	4	160	0.217	7.5
p27	FLT10*150	S275	1	160	0.054	1.9
<b>Total</b>					<b>6.992</b>	<b>180.4</b>

**GENERAL NOTES**

All Holes to be **22 Dia UNO** Slot hole length is to outside  
 All Welds to be **6 FW. UNO**

All Steelwork Manufactured to:  
 BS EN 1090-2: Execution Class **EXC2** U.N.O.

FINISH **S.B. & PRIME**  
 LOT **0** QTY **2**  
 PHASE **1** QTY **2**

**FABRICATION STATUS**

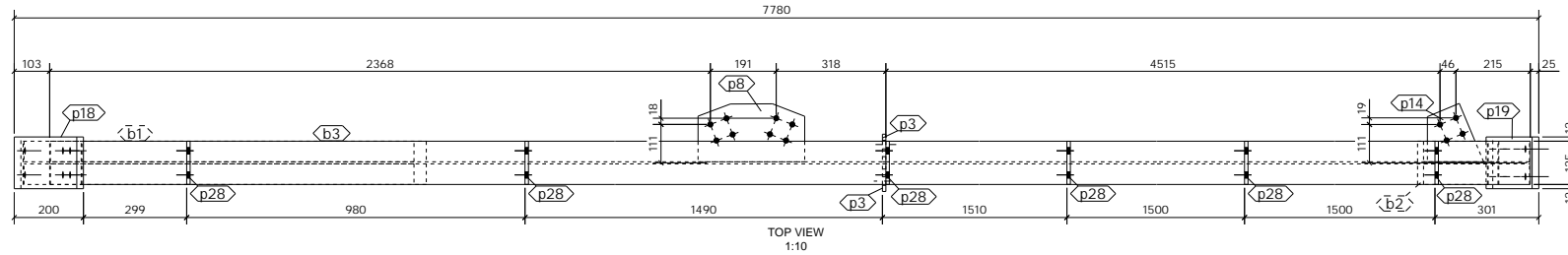
Sawn by: \_\_\_\_\_ Date: \_\_\_\_\_  
 Fabricated by: \_\_\_\_\_ Date: \_\_\_\_\_  
 Welded by: \_\_\_\_\_ Date: \_\_\_\_\_  
 Loaded by: \_\_\_\_\_ Date: \_\_\_\_\_  
 Checked by: \_\_\_\_\_ Date: \_\_\_\_\_

REV	DESCRIPTION	By	Date	By	Date
B	ISSUED FOR APPROVAL	PCS	17.12.2022	SK	17.12.2022
A	ISSUED FOR APPROVAL	PCS	22.10.2022	SK	22.10.2022
MARK	CREATED	By	Date	By	Date

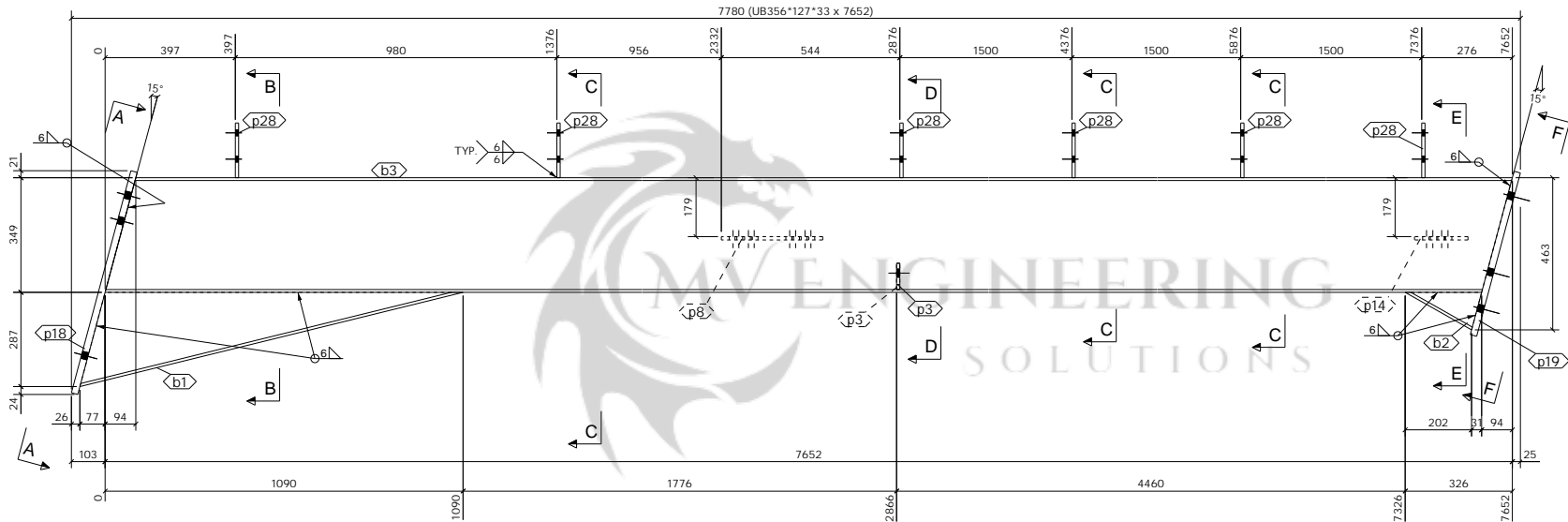
**CLIENT:** Newcastle Steel **DATE CREATED:** 16.10.2022  
**PROJECT:** Block D Faverdale West **DRAWN BY:** PCS  
**CONTRACT NO:** 432-22 **DRAWING NO:** [CL.24] **REV:** B

2 No. COLUMN REQUIRED AS DRAWN MARKED CL24

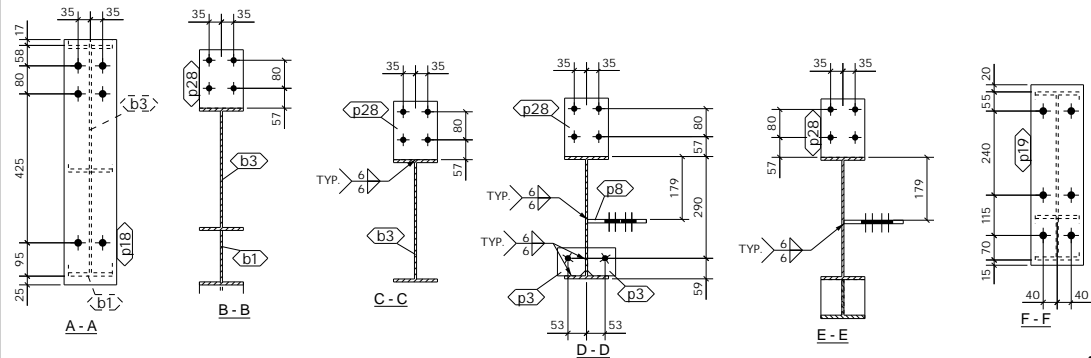
ASSEMBLY / SUB ASSEMBLY STATUS
2 THIS IS IT'S OWN ASSEMBLY



TOP VIEW  
1:10



FRONT VIEW  
1:10



1 No. RAFTER REQUIRED AS DRAWN MARKED RF1

SHOP MATERIAL LIST FOR 1 ASSEMBLY							
Mark	Size	Grade	No.	Length (mm)	Area (m <sup>2</sup> )	Weight (kg)	
b1	UB356*127*33	S355-JR	1	1202	0.616	16.8	
b2	UB356*127*33	S355-JR	1	232	0.087	2.4	
b3	UB356*127*33	S355-JR	1	7652	8.985	244.7	
p3	FLT10*80	S275	2	80	0.031	1.0	
p8	PLT10*168	S275	1	309	0.106	3.8	
p14	PLT10*150.3	S275	1	183	0.045	1.6	
p18	FLT20*150	S275	1	700	0.244	16.5	
p19	FLT20*150	S275	1	515	0.181	12.1	
p28	PLT10*125	S275	6	167	0.285	9.8	
					<b>Total</b>	<b>10,581</b>	<b>308.7</b>

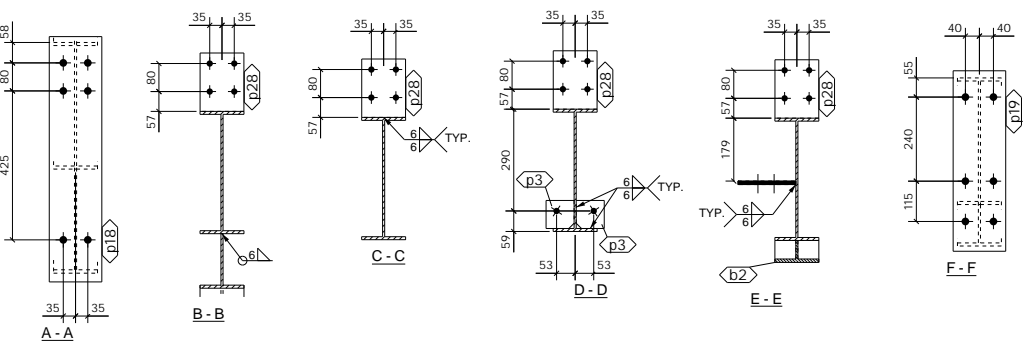
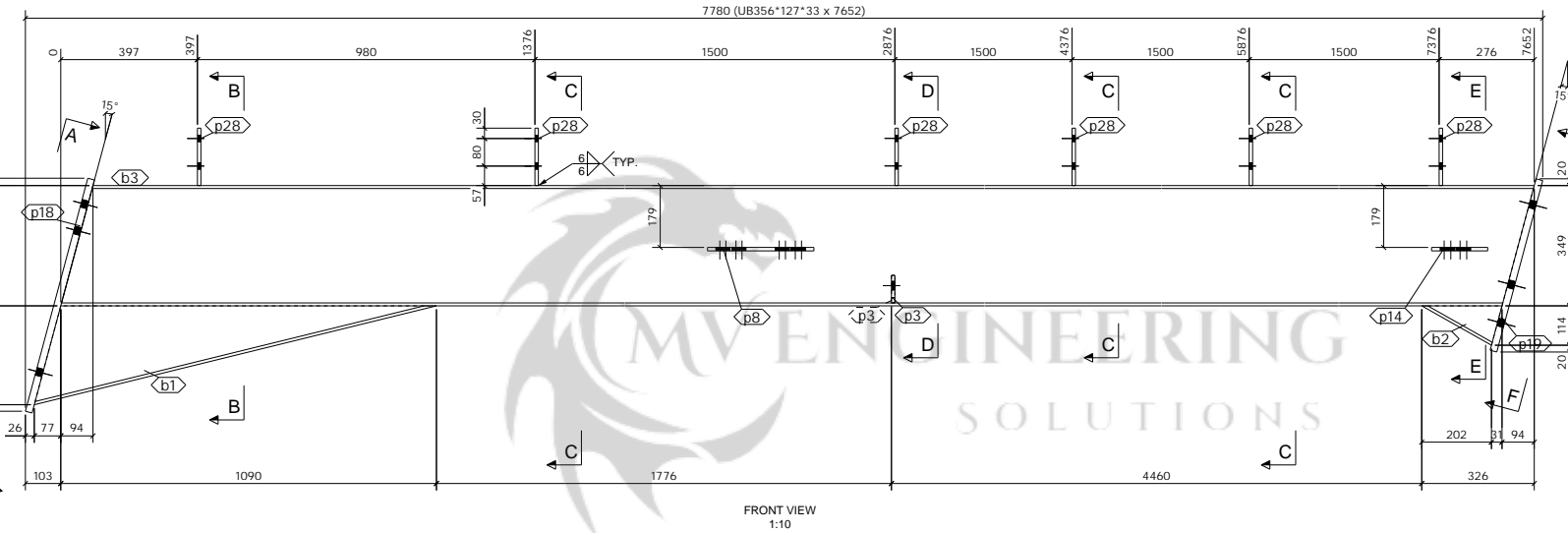
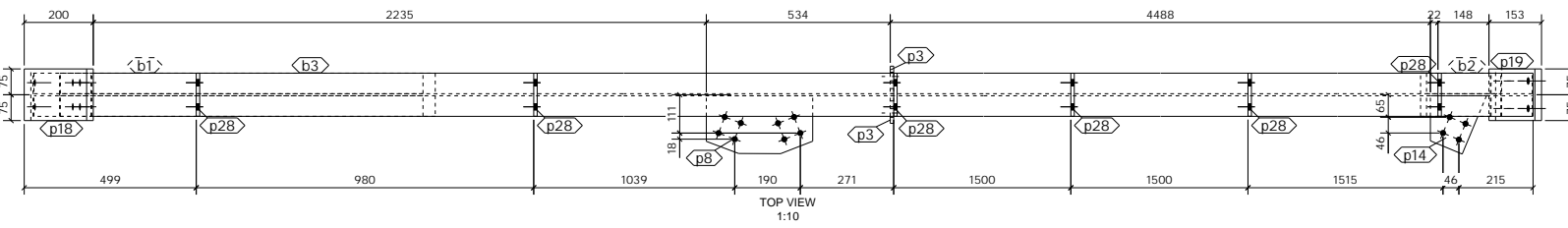
**GENERAL NOTES**  
 All Holes to be 22 Dia UNO Slot hole length is to outside  
 All Welds to be 6 FW. UNC  
 All Steelwork Manufactured to: BS EN 1090-2, Execution Class EXC2 U.N.O.  
 FINISH S.B. & PRIME  
 LOT 0 QTY 1  
 PHASE 1 QTY 1

**FABRICATION STATUS**  
 Sawn by: \_\_\_\_\_ Date: \_\_\_\_\_  
 Fabricated by: \_\_\_\_\_ Date: \_\_\_\_\_  
 Welded by: \_\_\_\_\_ Date: \_\_\_\_\_  
 Loaded by: \_\_\_\_\_ Date: \_\_\_\_\_  
 Checked by: \_\_\_\_\_ Date: \_\_\_\_\_

REV	DESCRIPTION	By	Date	By	Date
2	ISSUED FOR APPROVAL	PCS	17.12.2022	SK	17.12.2022
1	ISSUED FOR APPROVAL	PCS	09.08.2022	SK	09.08.2022

**CLIENT:** Newcastle Steel  
**PROJECT:** Block D Faverdale West  
**CONTRACT NO.:** 432-22  
**DATE CREATED:** 17.12.2022  
**DRAWN BY:** PCS  
**DRAWING NO.:** [RF.1]  
**REV:** 2

ASSEMBLY / SUB ASSEMBLY STATUS	
1	THIS IS IT'S OWN ASSEMBLY



SHOP MATERIAL LIST FOR 1 ASSEMBLY						
Mark	Size	Grade	No.	Length (mm)	Area (m <sup>2</sup> )	Weight (kg)
b1	UB356*127*33	S355-JR	1	1202	0.616	16.8
b2	UB356*127*33	S355-JR	1	232	0.087	2.4
b3	UB356*127*33	S355-JR	1	7652	8.985	244.7
p3	FLT10*80	S275	2	80	0.031	1.0
p8	PLT10*168	S275	1	309	0.106	3.8
p14	PLT10*150.3	S275	1	183	0.045	1.6
p18	FLT20*150	S275	1	700	0.244	16.5
p19	FLT20*150	S275	1	515	0.181	12.1
p28	PLT10*125	S275	6	167	0.285	9.8
				<b>Total</b>	<b>10.581</b>	<b>308.7</b>

**GENERAL NOTES**

All Holes to be 22 Dia UNO Slot hole length is to outside

All Welds to be 6 FW. UNO

All Steelwork Manufactured to: BS EN 1090-2, Execution Class S.B. & PRIME EXC2 U.N.O.

FINISH LOT 0 QTY 1 PHASE 1 QTY 1

**FABRICATION STATUS**

Sawn by: \_\_\_\_\_ Date: \_\_\_\_\_

Fabricated by: \_\_\_\_\_ Date: \_\_\_\_\_

Welded by: \_\_\_\_\_ Date: \_\_\_\_\_

Loaded by: \_\_\_\_\_ Date: \_\_\_\_\_

Checked by: \_\_\_\_\_ Date: \_\_\_\_\_

2	ISSUED FOR APPROVAL	PCS	17.12.2022	SK	17.12.2022
1	ISSUED FOR APPROVAL	PCS	09.08.2022	SK	09.08.2022
REV	DESCRIPTION	By	Date	By	Date
MARK	CREATED	CHECKED			

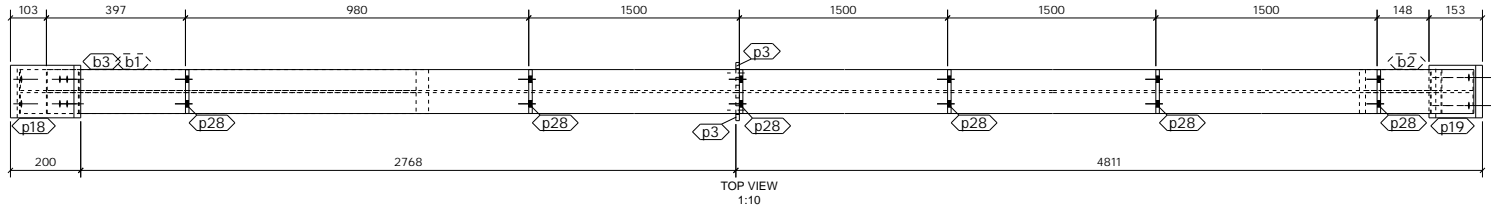
**CLIENT:** Newcastle Steel **DATE CREATED:** 17.12.2022

**PROJECT:** Block D Faverdale West **DRAWN BY:** PCS

**CONTRACT NO:** 432-22 **DRAWING NO:** [RF.2] **REV:** 2

1 No. RAFTER REQUIRED AS DRAWN MARKED RF2

ASSEMBLY / SUB ASSEMBLY STATUS	
1	THIS IS IT'S OWN ASSEMBLY



SHOP MATERIAL LIST FOR 1 ASSEMBLY						
Mark	Size	Grade	No.	Length (m)	Area (m <sup>2</sup> )	Weight (kg)
b1	UB356*127*33	S355-JR	1	1202	0.616	16.8
b2	UB356*127*33	S355-JR	1	232	0.087	2.4
b3	UB356*127*33	S355-JR	1	7652	8.985	244.7
p3	FLT10*80	S275	2	80	0.031	1.0
p18	FLT20*150	S275	1	700	0.244	16.5
p19	FLT20*150	S275	1	515	0.181	12.1
p28	PLT10*125	S275	6	167	0.285	9.8
				<b>Total</b>	<b>10.430</b>	<b>303.3</b>

**GENERAL NOTES**

All Holes to be 22 Dia UNO Slot hole length is to outside  
All Welds to be 6 FW. UNO

All Steelwork Manufactured to:  
BS EN 1090-2: Execution Class **EXC2** U.N.O.

FINISH **S.B. & PRIME**

LOT	0	QTY	9
PHASE	1	QTY	9

**FABRICATION STATUS**

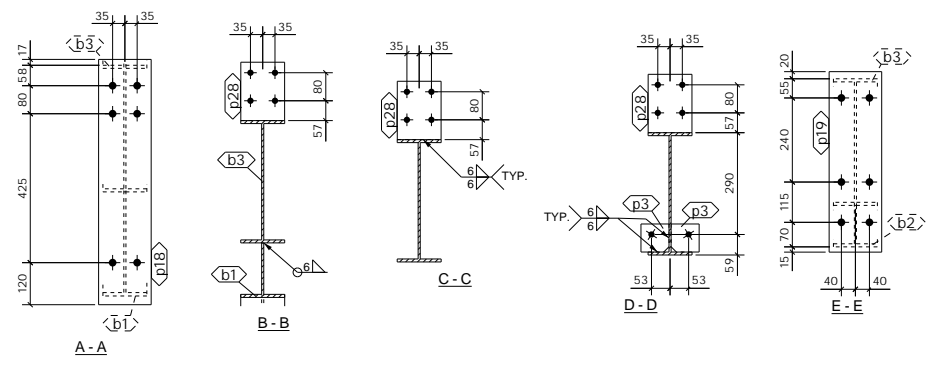
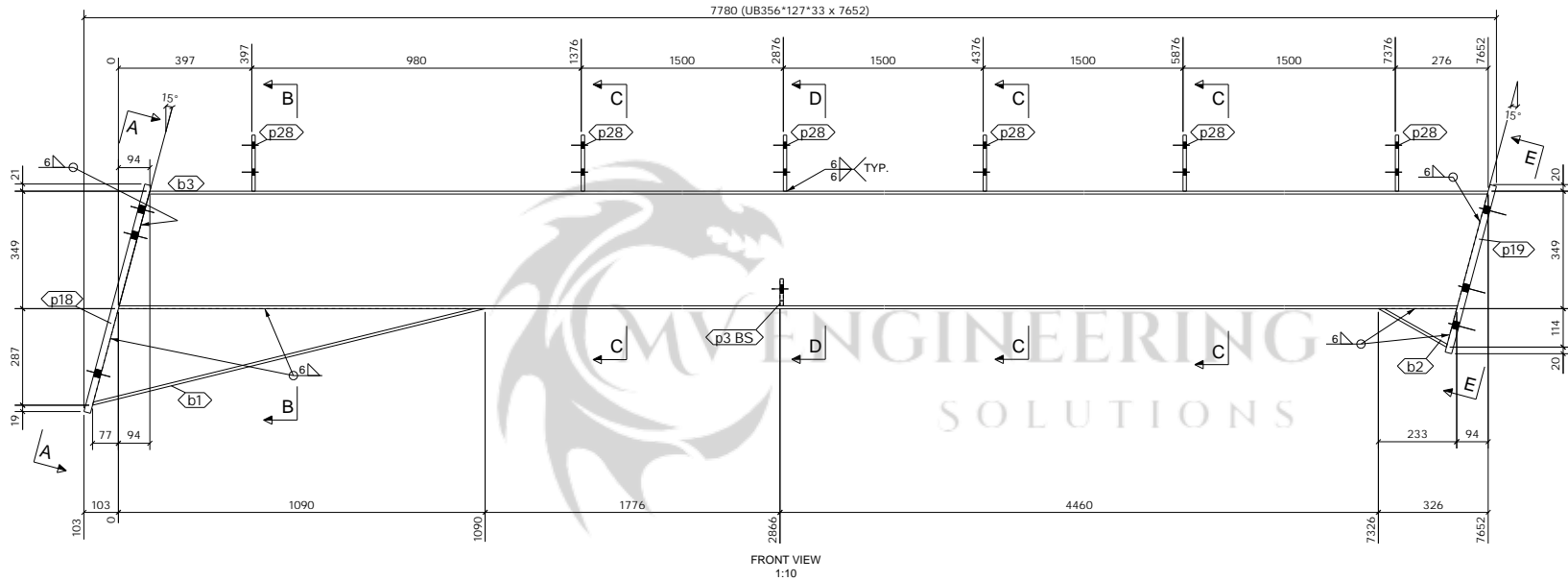
Sawn by: \_\_\_\_\_ Date: \_\_\_\_\_

Fabricated by: \_\_\_\_\_ Date: \_\_\_\_\_

Welded by: \_\_\_\_\_ Date: \_\_\_\_\_

Loaded by: \_\_\_\_\_ Date: \_\_\_\_\_

Checked by: \_\_\_\_\_ Date: \_\_\_\_\_



2	ISSUED FOR APPROVAL	PCS	17.12.2022	SK	17.12.2022
1	ISSUED FOR APPROVAL	PCS	09.08.2022	SK	09.08.2022
REV	DESCRIPTION	By	Date	By	Date
MARK	DESCRIPTION	CREATED	CHECKED		

**CLIENT:** Newcastle Steel  
**DATE CREATED:** 17.12.2022

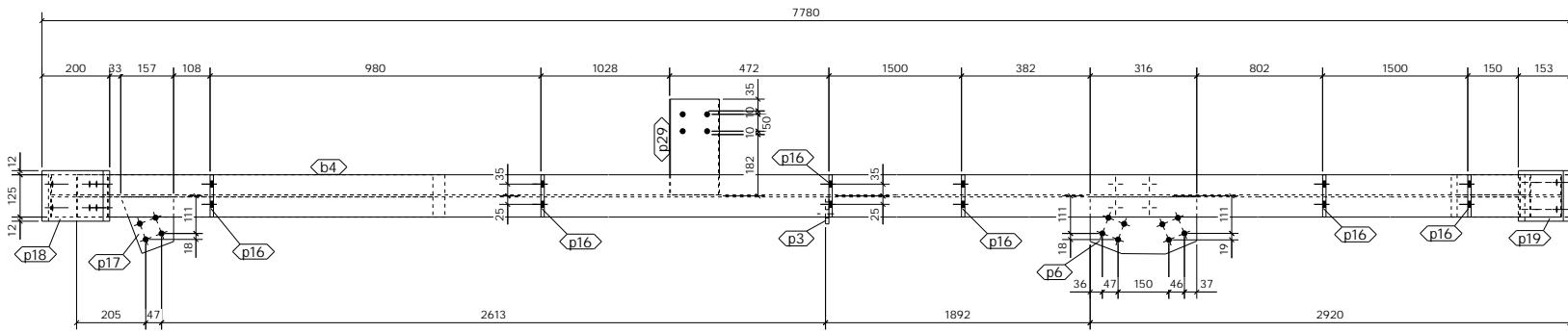
**PROJECT:** Block D Faverdale West  
**DRAWN BY:** PCS

**CONTRACT NO:** 432-22  
**DRAWING NO:** [RF.3]  
**REV:** 2

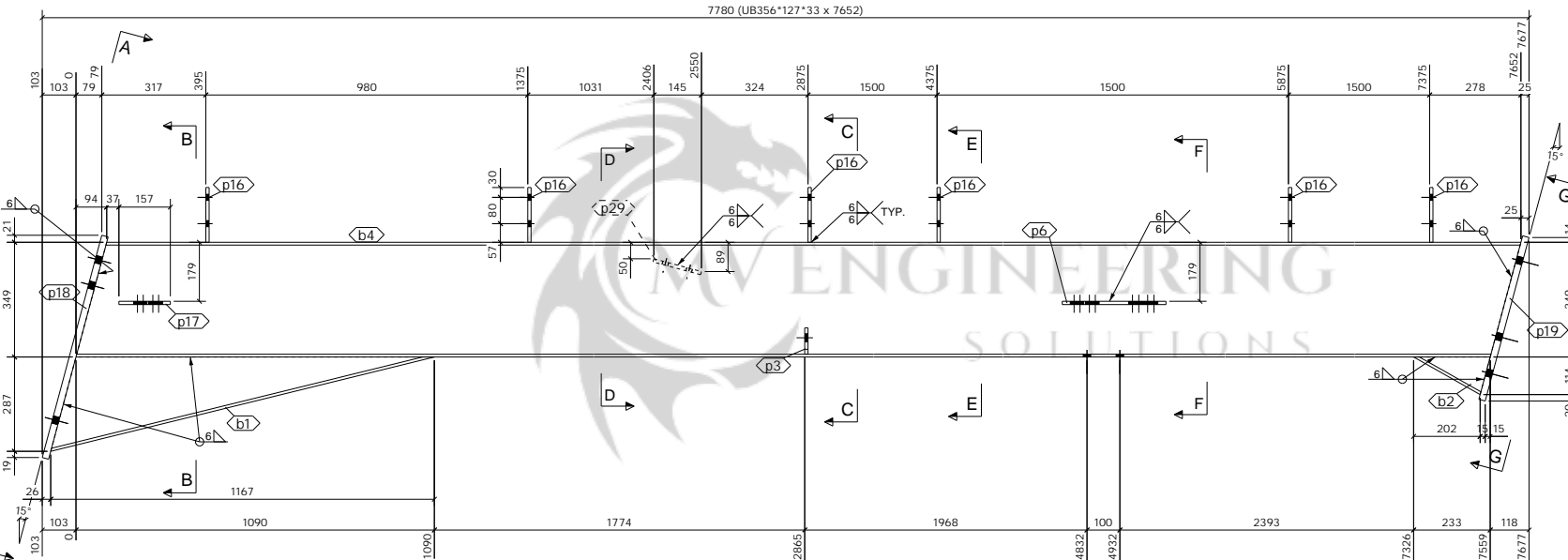
9 No. RAFTER REQUIRED AS DRAWN MARKED RF3

ASSEMBLY / SUB ASSEMBLY STATUS	
9	THIS IS IT'S OWN ASSEMBLY

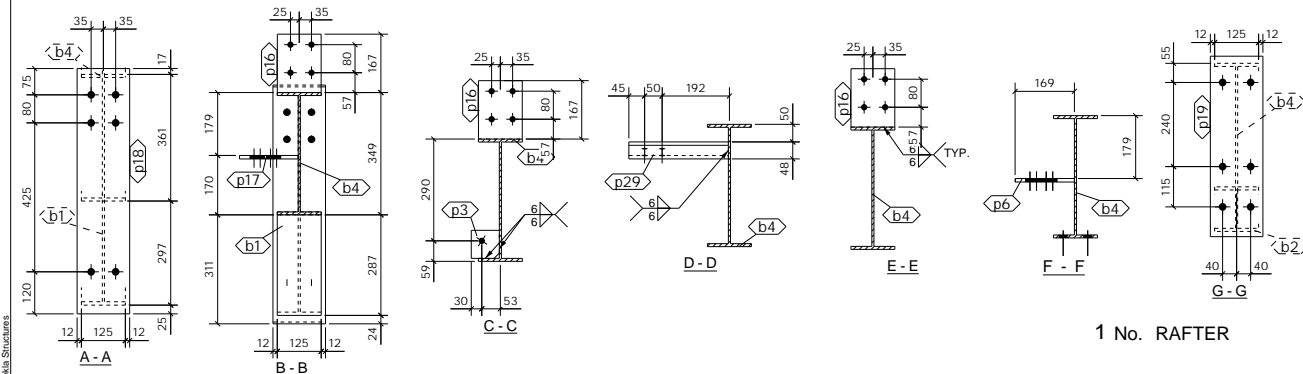
Tells Structures



TOP VIEW  
1:10



FRONT VIEW  
1:10



1 No. RAFTER REQUIRED AS DRAWN MARKED RF4

SHOP MATERIAL LIST FOR 1 ASSEMBLY							
Mark	Size	Grade	No.	Length (m)	Area (m <sup>2</sup> )	Weight (kg)	
b1	UB356*127*33	S355-JR	1	1202	0.616	16.8	
b2	UB356*127*33	S355-JR	1	232	0.087	2.4	
b4	UB356*127*33	S355-JR	1	7652	8.985	244.7	
p3	FLT10*80	S275	1	80	0.016	0.5	
p6	PLT10*169.2	S275	1	316	0.109	3.9	
p16	PLT10*125	S275	6	167	0.285	9.8	
p17	PLT10*146.5	S275	1	179	0.044	1.5	
p18	FLT20*150	S275	1	700	0.244	16.5	
p19	FLT20*150	S275	1	515	0.181	12.1	
p29	FLT10*150	S275	1	284	0.094	3.3	
					<b>Total</b>	<b>10.661</b>	<b>311.6</b>

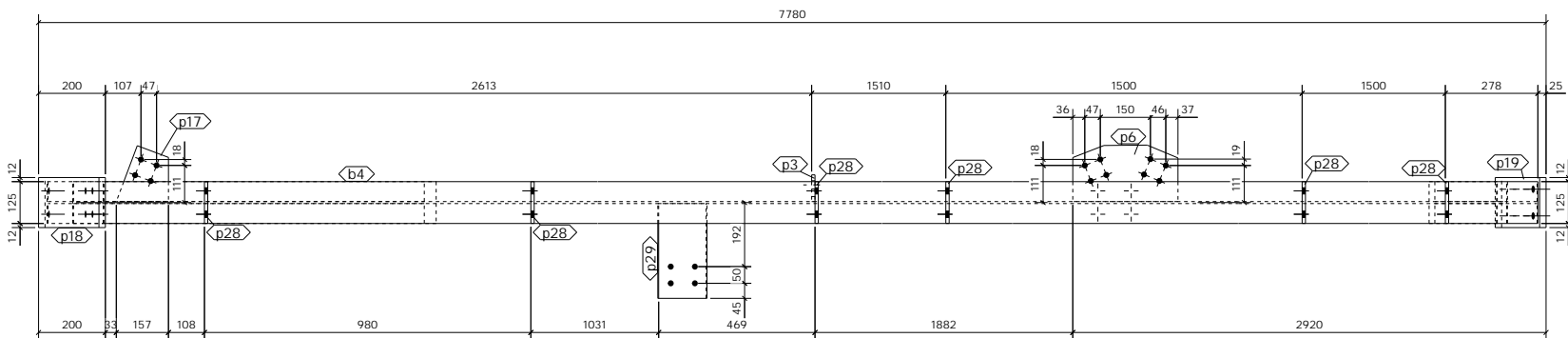
**GENERAL NOTES**  
 All Holes to be 22 Dia UNO Slot hole length is to outside  
 All Welds to be 6 FW. UNO  
 All Steelwork Manufactured to: BS EN 1090-2: Execution Class EXC2 U.N.O.  
 FINISH S.B. & PRIME  
 LOT 0 QTY 1  
 PHASE 1 QTY 1

**FABRICATION STATUS**  
 Sawn by: \_\_\_\_\_ Date: \_\_\_\_\_  
 Fabricated by: \_\_\_\_\_ Date: \_\_\_\_\_  
 Welded by: \_\_\_\_\_ Date: \_\_\_\_\_  
 Loaded by: \_\_\_\_\_ Date: \_\_\_\_\_  
 Checked by: \_\_\_\_\_ Date: \_\_\_\_\_

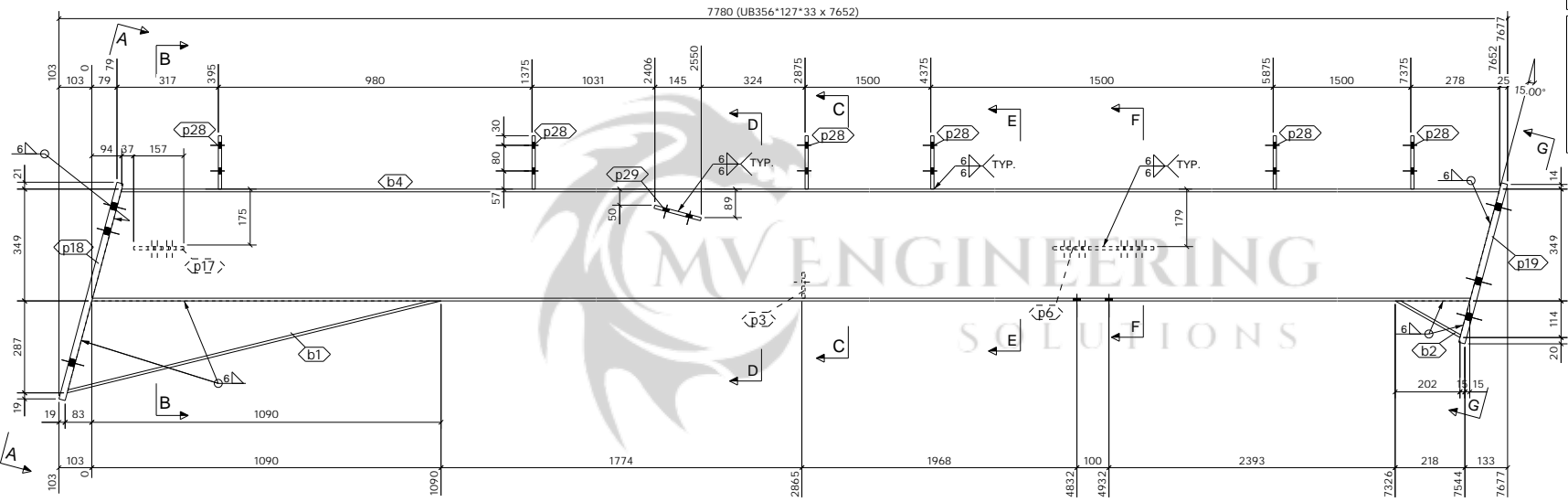
REV	DESCRIPTION	By	Date	By	Date
2	ISSUED FOR APPROVAL	PCS	17.12.2022	SK	17.12.2022
1	ISSUED FOR APPROVAL	PCS	09.08.2022	SK	09.08.2022

**CLIENT:** Newcastle Steel  
**DATE CREATED:** 17.12.2022  
**PROJECT:** Block D Faverdale West  
**DRAWN BY:** PCS  
**CONTRACT NO.:** 432-22  
**DRAWING NO.:** [RF.4]  
**REV:** 2

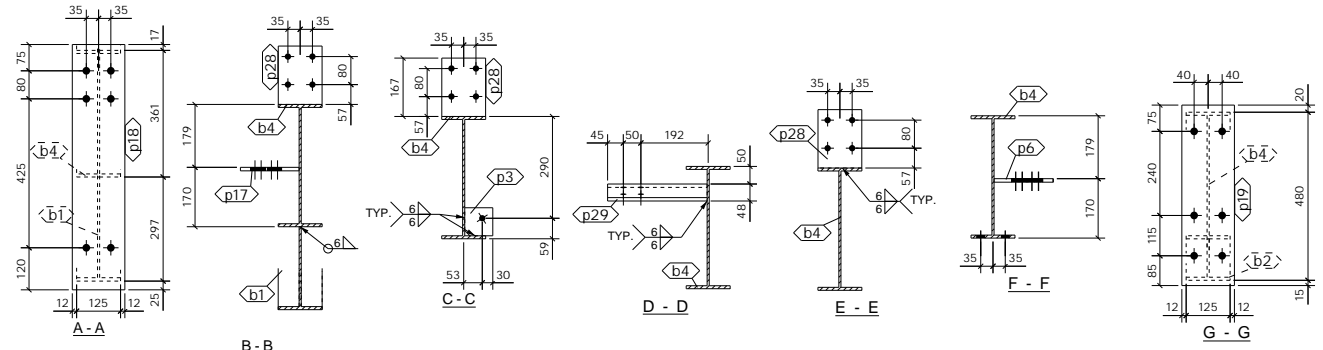
ASSEMBLY / SUB ASSEMBLY STATUS	
1	THIS IS IT'S OWN ASSEMBLY



TOP VIEW  
1:10



FRONT VIEW  
1:10



1 No. RAFTER REQUIRED AS DRAWN MARKED RF5

**SHOP MATERIAL LIST FOR 1 ASSEMBLY**

Mark	Size	Grade	No.	Length (mm)	Area (m <sup>2</sup> )	Weight (kg)
b1	UB356*127*33	S355-JR	1	1202	0.616	16.8
b2	UB356*127*33	S355-JR	1	232	0.087	2.4
b4	UB356*127*33	S355-JR	1	7652	8.985	244.7
p3	FLT10*80	S275	1	80	0.016	0.5
p6	PLT10*169.2	S275	1	316	0.109	3.9
p17	PLT10*146.5	S275	1	179	0.044	1.5
p18	FLT20*150	S275	1	700	0.244	16.5
p19	FLT20*150	S275	1	515	0.181	12.1
p28	PLT10*125	S275	6	167	0.285	9.8
p29	FLT10*150	S275	1	284	0.094	3.3
				<b>Total</b>	<b>10.661</b>	<b>311.6</b>

**GENERAL NOTES**

All Holes to be 22 Dia UNO Slot hole length is to outside  
 All Welds to be 6 FW. UNO

All Steelwork Manufactured to:  
 BS EN 1090-2: Execution Class EXC2 U.N.O.

FINISH **S.B. & PRIME**

LOT 0 QTY 1  
 PHASE 1 QTY 1

**FABRICATION STATUS**

Sawn by: \_\_\_\_\_ Date: \_\_\_\_\_  
 Fabricated by: \_\_\_\_\_ Date: \_\_\_\_\_  
 Welded by: \_\_\_\_\_ Date: \_\_\_\_\_  
 Loaded by: \_\_\_\_\_ Date: \_\_\_\_\_  
 Checked by: \_\_\_\_\_ Date: \_\_\_\_\_

2	ISSUED FOR APPROVAL	PCS	17.12.2022	SK	17.12.2022
1	ISSUED FOR APPROVAL	PCS	09.08.2022	SK	09.08.2022
REV		By	Date	By	Date
MARK	DESCRIPTION	CREATED	CHECKED		

**CLIENT:** Newcastle Steel  
**DATE CREATED:** 17.12.2022

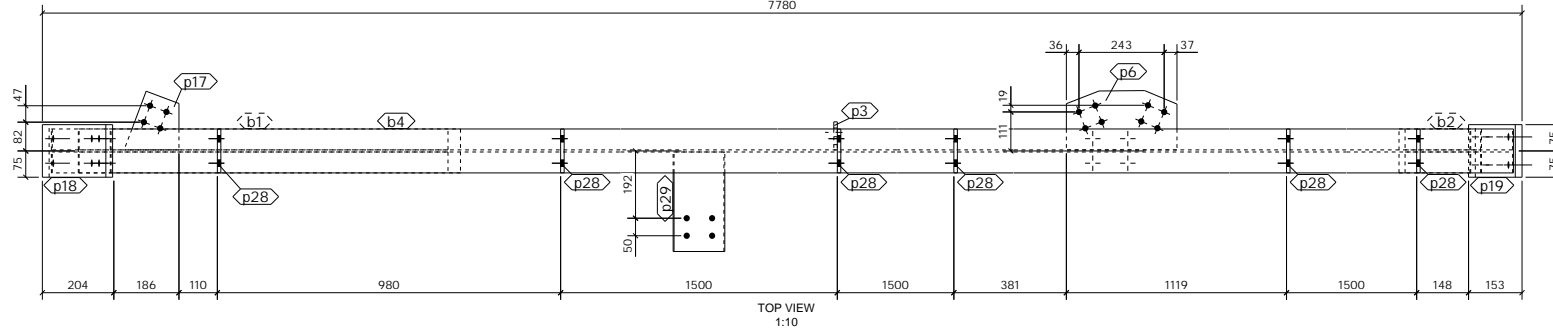
**PROJECT:** Block D Faverdale West  
**DRAWN BY:** PCS

**CONTRACT NO:** 432-22  
**DRAWING NO:** [RF.5]  
**REV:** 2

ASSEMBLY / SUB ASSEMBLY STATUS	
1	THIS IS IT'S OWN ASSEMBLY

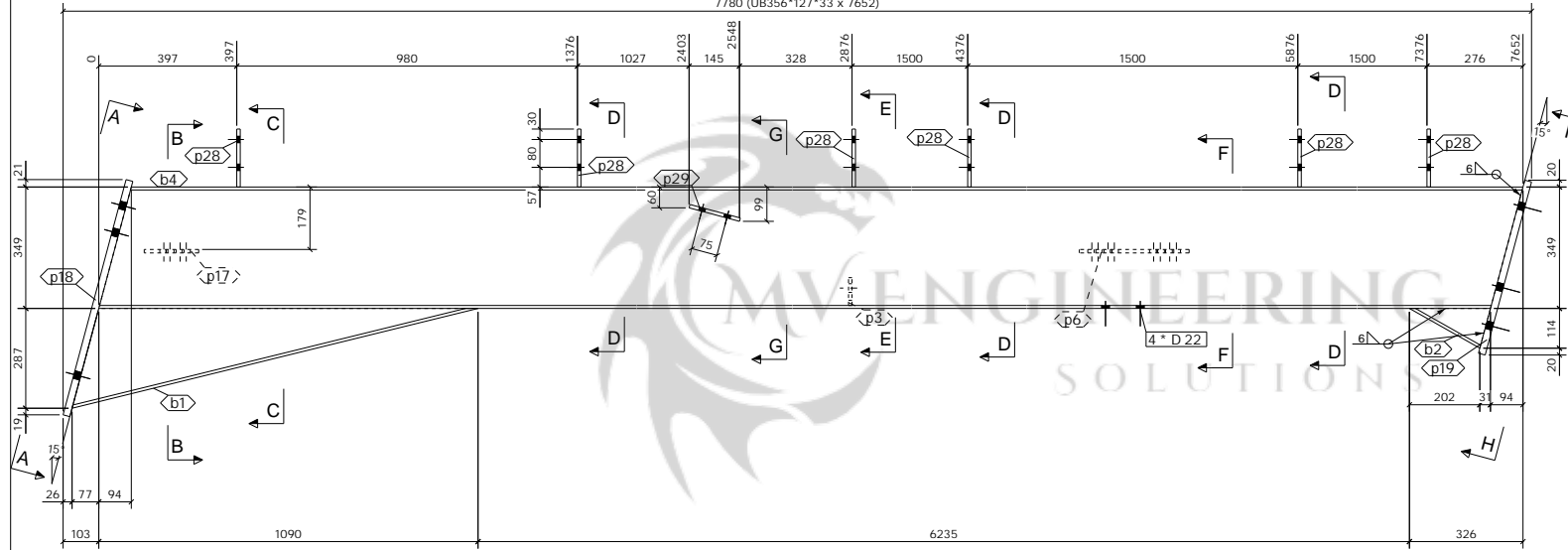
Tedd Structures

7780

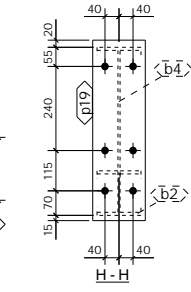
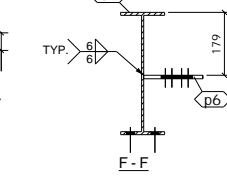
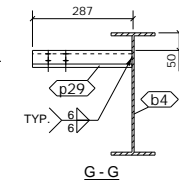
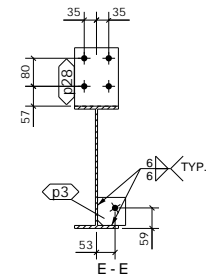
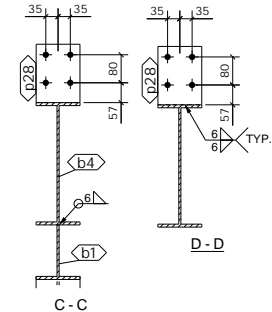
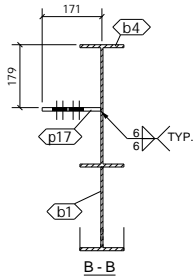
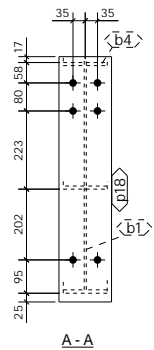


TOP VIEW  
1:10

7780 (UB356\*127\*33 x 7652)



FRONT VIEW  
1:10



A-A

B-B

C-C

D-D

E-E

G-G

F-F

H-H

1 No. RAFTER

REQUIRED AS DRAWN MARKED RF6

SHOP MATERIAL LIST FOR 1 ASSEMBLY						
Mark	Size	Grade	No.	Length (mm)	Area (m <sup>2</sup> )	Weight (kg)
b1	UB356*127*33	S355-JR	1	1202	0.616	16.8
b2	UB356*127*33	S355-JR	1	232	0.087	2.4
b4	UB356*127*33	S355-JR	1	7652	8.985	244.7
p3	FLT10*80	S275	1	80	0.016	0.5
p6	PLT10*169.2	S275	1	316	0.109	3.9
p17	PLT10*146.5	S275	1	179	0.044	1.5
p18	FLT20*150	S275	1	700	0.244	16.5
p19	FLT20*150	S275	1	515	0.181	12.1
p28	PLT10*125	S275	6	167	0.285	9.8
p29	FLT10*150	S275	1	284	0.094	3.3
				<b>Total</b>	<b>10.661</b>	<b>311.6</b>

**GENERAL NOTES**

All Holes to be 22 Dia UNO Slot hole length is to outside  
All Welds to be 6 FW. UNO

All Steelwork Manufactured to:  
BS EN 1090-2: Execution Class EXC2 U.N.O.

FINISH **S.B. & PRIME**  
LOT 0 QTY 1  
PHASE 1 QTY 1

**FABRICATION STATUS**

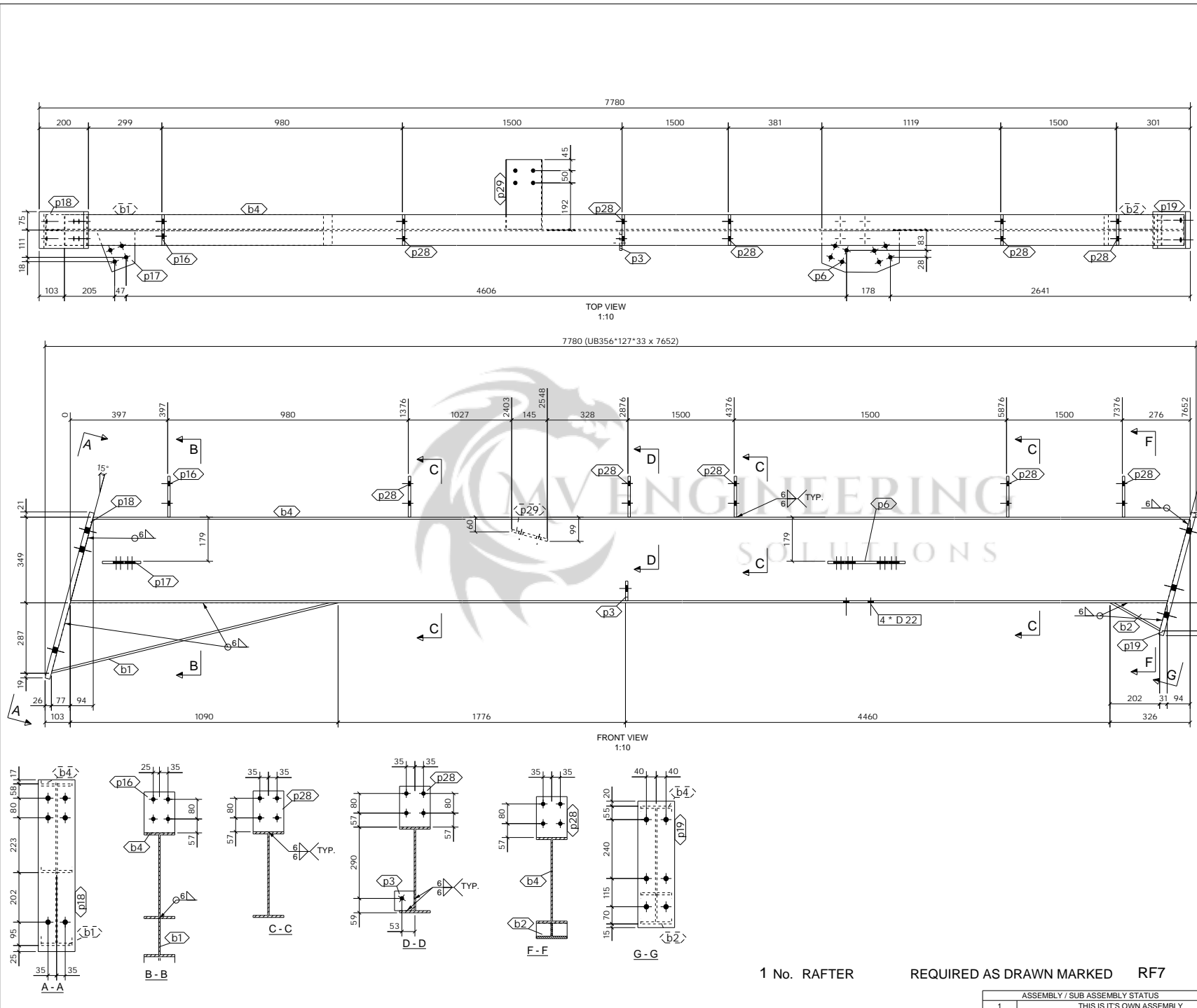
Sawn by: \_\_\_\_\_ Date: \_\_\_\_\_  
Fabricated by: \_\_\_\_\_ Date: \_\_\_\_\_  
Welded by: \_\_\_\_\_ Date: \_\_\_\_\_  
Loaded by: \_\_\_\_\_ Date: \_\_\_\_\_  
Checked by: \_\_\_\_\_ Date: \_\_\_\_\_

2	ISSUED FOR APPROVAL	PCS	17.12.2022	SK	17.12.2022
1	ISSUED FOR APPROVAL	PCS	09.08.2022	SK	09.08.2022
REV		By	Date	By	Date
MARK	DESCRIPTION	CREATED	CHECKED		

**CLIENT:** Newcastle Steel **DATE CREATED:** 17.12.2022  
**PROJECT:** Block D Faverdale West **DRAWN BY:** PCS  
**CONTRACT NO:** 432-22 **DRAWING NO:** [RF.6] **REV:** 2

ASSEMBLY / SUB ASSEMBLY STATUS	
1	THIS IS IT'S OWN ASSEMBLY





SHOP MATERIAL LIST FOR 1 ASSEMBLY						
Mark	Size	Grade	No.	Length (mm)	Area (m <sup>2</sup> )	Weight (kg)
b1	UB356*127*33	S355-JR	1	1202	0.616	16.8
b2	UB356*127*33	S355-JR	1	232	0.087	2.4
b4	UB356*127*33	S355-JR	1	7652	8.985	244.7
p3	FLT10*80	S275	1	80	0.016	0.5
p6	PLT10*169.2	S275	1	316	0.109	3.9
p16	PLT10*125	S275	1	167	0.047	1.6
p17	PLT10*146.5	S275	1	179	0.044	1.5
p18	FLT20*150	S275	1	700	0.244	16.5
p19	FLT20*150	S275	1	515	0.181	12.1
p28	PLT10*125	S275	5	167	0.237	8.2
p29	FLT10*150	S275	1	284	0.094	3.3
<b>Total</b>					<b>10.661</b>	<b>311.6</b>

**GENERAL NOTES**

All Holes to be **22** Dia UNO Slot hole length is to outside  
 All Welds to be **6** FW. UNO

All Steelwork Manufactured to:  
 BS EN 1090-2: Execution Class **EXC2** U.N.O.

FINISH **S.B. & PRIME**

LOT **0** QTY **1**  
 PHASE **1** QTY **1**

**FABRICATION STATUS**

Sawn by: \_\_\_\_\_ Date: \_\_\_\_\_  
 Fabricated by: \_\_\_\_\_ Date: \_\_\_\_\_  
 Welded by: \_\_\_\_\_ Date: \_\_\_\_\_  
 Loaded by: \_\_\_\_\_ Date: \_\_\_\_\_  
 Checked by: \_\_\_\_\_ Date: \_\_\_\_\_

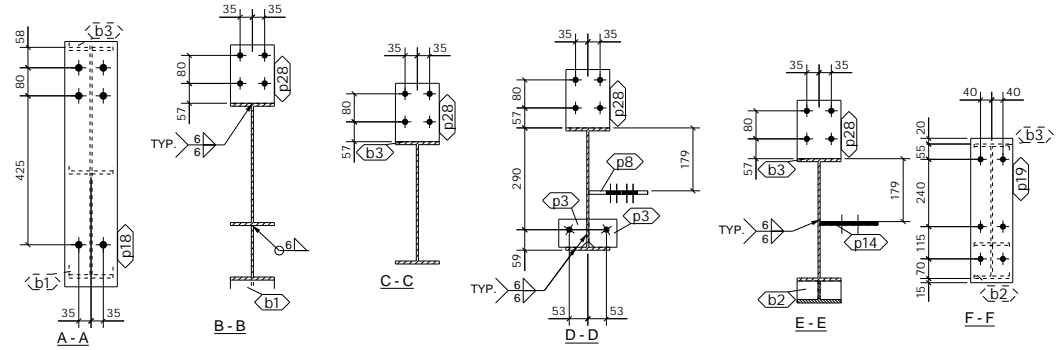
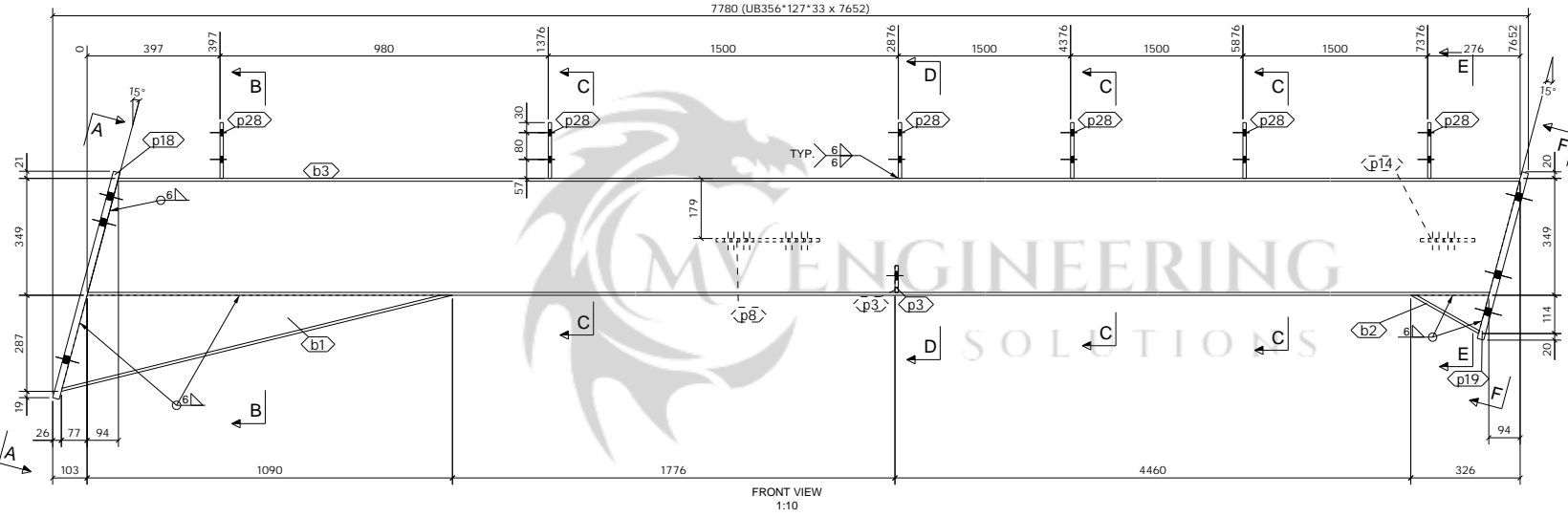
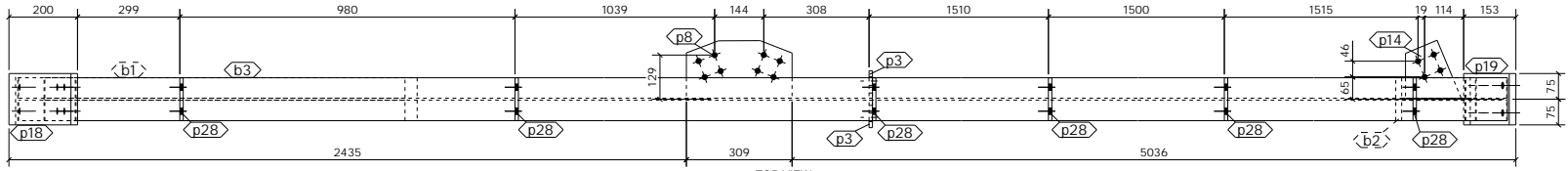
2	ISSUED FOR APPROVAL	PCS	17.12.2022	SK	17.12.2022
1	ISSUED FOR APPROVAL	PCS	09.08.2022	SK	09.08.2022
REV	DESCRIPTION	By	Date	By	Date
MARK	CREATED	CHECKED			

**CLIENT:** Newcastle Steel **DATE CREATED:** 17.12.2022  
**PROJECT:** Block D Faverdale West **DRAWN BY:** PCS  
**CONTRACT NO:** 432-22 **DRAWING NO:** [RF.7] **REV:** 2

1 No. RAFTER REQUIRED AS DRAWN MARKED RF7

ASSEMBLY / SUB ASSEMBLY STATUS	
1	THIS IS IT'S OWN ASSEMBLY

Teals Structures



**SHOP MATERIAL LIST FOR 1 ASSEMBLY**

Mark	Size	Grade	No.	Length (m)	Area (m <sup>2</sup> )	Weight (kg)
b1	UB356*127*33	S355-JR	1	1202	0.616	16.8
b2	UB356*127*33	S355-JR	1	232	0.087	2.4
b3	UB356*127*33	S355-JR	1	7652	8.985	244.7
p3	FLT10*80	S275	2	80	0.031	1.0
p8	PLT10*168	S275	1	309	0.106	3.8
p14	PLT10*150.3	S275	1	183	0.045	1.6
p18	FLT20*150	S275	1	700	0.244	16.5
p19	FLT20*150	S275	1	515	0.181	12.1
p28	PLT10*125	S275	6	167	0.285	9.8
				<b>Total</b>	<b>10.581</b>	<b>308.7</b>

**GENERAL NOTES**

All Holes to be 22 Dia UNO Slot hole length is to outside

All Welds to be 6 FW. UNO

All Steelwork Manufactured to: BS EN 1090-2, Execution Class EXC2 U.N.O.

FINISH S.B. & PRIME

LOT 0 QTY 1

PHASE 1 QTY 1

**FABRICATION STATUS**

Sawn by: \_\_\_\_\_ Date: \_\_\_\_\_

Fabricated by: \_\_\_\_\_ Date: \_\_\_\_\_

Welded by: \_\_\_\_\_ Date: \_\_\_\_\_

Loaded by: \_\_\_\_\_ Date: \_\_\_\_\_

Checked by: \_\_\_\_\_ Date: \_\_\_\_\_

2	ISSUED FOR APPROVAL	PCS	17.12.2022	SK	17.12.2022
1	ISSUED FOR APPROVAL	PCS	09.08.2022	SK	09.08.2022
REV	DESCRIPTION	By	Date	By	Date
MARK	CREATED	CHECKED			

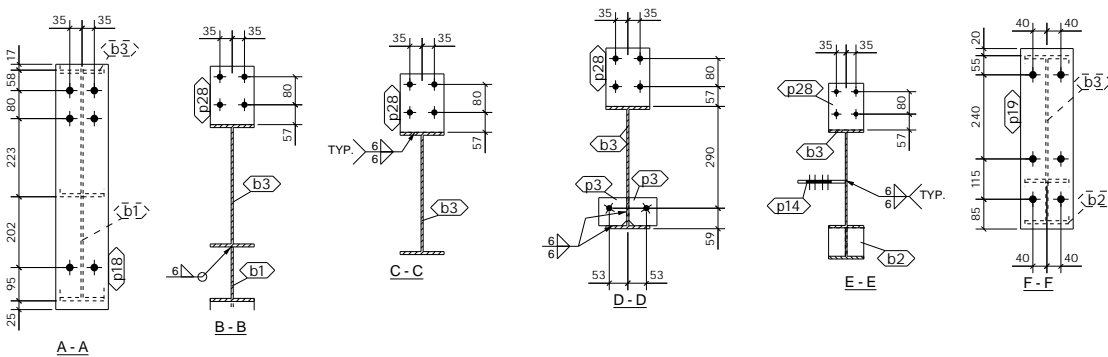
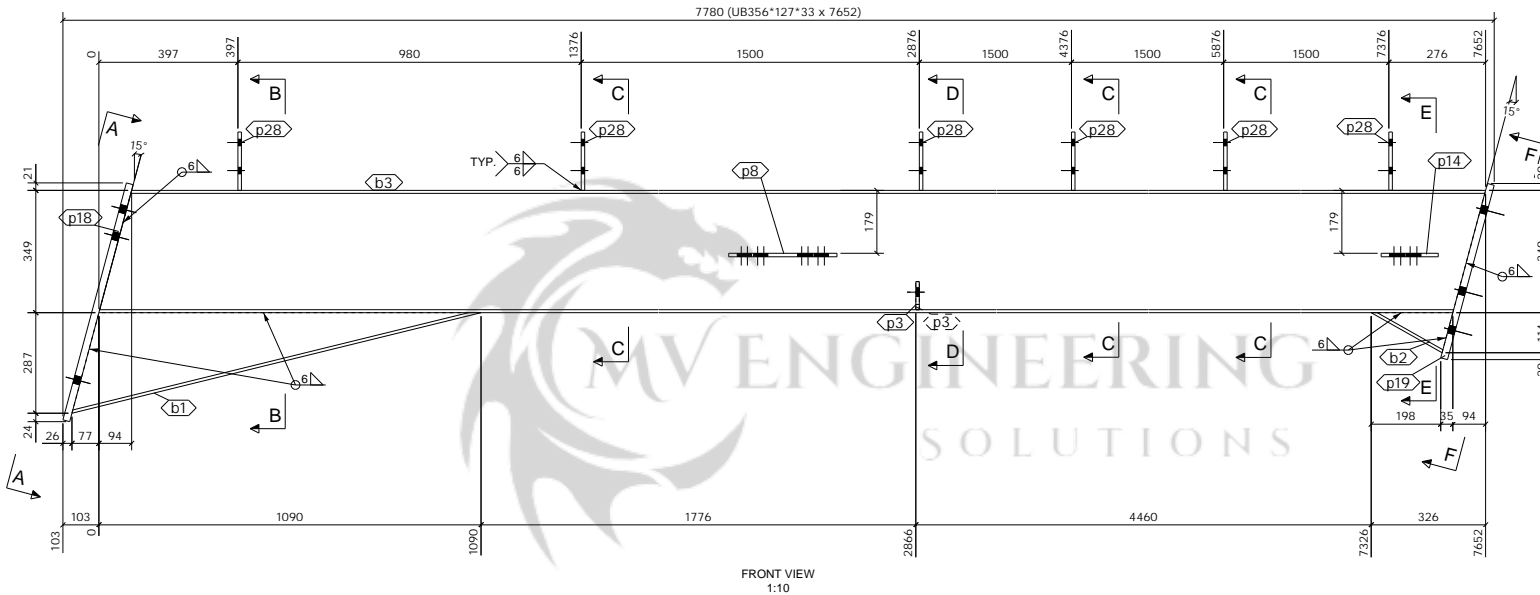
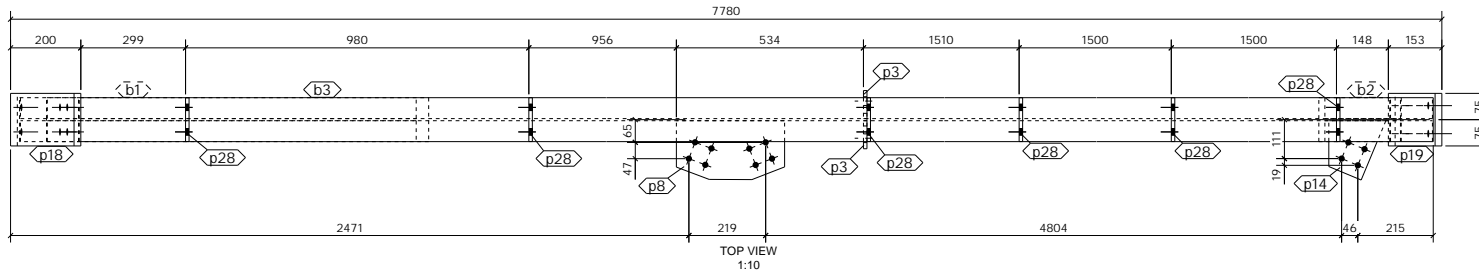
**CLIENT:** Newcastle Steel **DATE CREATED:** 17.12.2022

**PROJECT:** Block D Faverdale West **DRAWN BY:** PCS

**CONTRACT NO:** 432-22 **DRAWING NO:** [RF.8] **REV:** 2

1 No. RAFTER REQUIRED AS DRAWN MARKED RF8

ASSEMBLY / SUB ASSEMBLY STATUS	
1	THIS IS IT'S OWN ASSEMBLY



**SHOP MATERIAL LIST FOR 1 ASSEMBLY**

Mark	Size	Grade	No.	Length (mm)	Area (m <sup>2</sup> )	Weight (kg)
b1	UB356*127*33	S355-JR	1	1202	0.616	16.8
b2	UB356*127*33	S355-JR	1	232	0.087	2.4
b3	UB356*127*33	S355-JR	1	7652	8.985	244.7
p3	FLT10*80	S275	2	80	0.031	1.0
p8	PLT10*168	S275	1	309	0.106	3.8
p14	PLT10*150.3	S275	1	183	0.045	1.6
p18	FLT20*150	S275	1	700	0.244	16.5
p19	FLT20*150	S275	1	515	0.181	12.1
p28	PLT10*125	S275	6	167	0.285	9.8
	<b>Total</b>			<b>10,581</b>	<b>308.7</b>	

**GENERAL NOTES**

All Holes to be 22 Dia UNO Slot hole length is to outside

All Welds to be 6 FW. UNO

All Steelwork Manufactured to:  
BS EN 1090-2, Execution Class

FINISH **S.B. & PRIME**

LOT 0 QTY 1

PHASE 1 QTY 1

**FABRICATION STATUS**

Sawn by: \_\_\_\_\_ Date: \_\_\_\_\_

Fabricated by: \_\_\_\_\_ Date: \_\_\_\_\_

Welded by: \_\_\_\_\_ Date: \_\_\_\_\_

Loaded by: \_\_\_\_\_ Date: \_\_\_\_\_

Checked by: \_\_\_\_\_ Date: \_\_\_\_\_

2	ISSUED FOR APPROVAL	PCS	17.12.2022	SK	17.12.2022
1	ISSUED FOR APPROVAL	PCS	09.08.2022	SK	09.08.2022
REV MARK	DESCRIPTION	CREATED	By Date	By Date	CHECKED

**CLIENT:** Newcastle Steel  
**PROJECT:** Block D Faverdale West

**DATE CREATED:** 17.12.2022  
**DRAWN BY:** PCS

<b>CONTRACT NO:</b>	<b>DRAWING NO:</b>	<b>REV:</b>
432-22	[RF.9]	2

1 No. RAFTER REQUIRED AS DRAWN MARKED RF9

ASSEMBLY / SUB ASSEMBLY STATUS	
1	THIS IS IT'S OWN ASSEMBLY

SHOP MATERIAL LIST FOR 1 ASSEMBLY						
Mark	Size	Grade	No.	Length (mm)	Area (m <sup>2</sup> )	Weight (kg)
b1	UB356*127*33	S355-JR	1	1202	0.616	16.8
b2	UB356*127*33	S355-JR	1	232	0.087	2.4
b3	UB356*127*33	S355-JR	1	7652	8.985	244.7
p3	FLT10*80	S275	2	80	0.031	1.0
p18	FLT20*150	S275	1	700	0.244	16.5
p19	FLT20*150	S275	1	515	0.181	12.1
p28	PLT10*125	S275	6	167	0.285	9.8
				<b>Total</b>	<b>10.430</b>	<b>303.3</b>

**GENERAL NOTES**

All Holes to be 22 Dia UNO Slot hole length is to outside  
 All Welds to be 6 FW. UNO

All Steelwork Manufactured to:  
 BS EN 1090-2; Execution Class **EXC2** U.N.O.

FINISH **S.B. & PRIME**

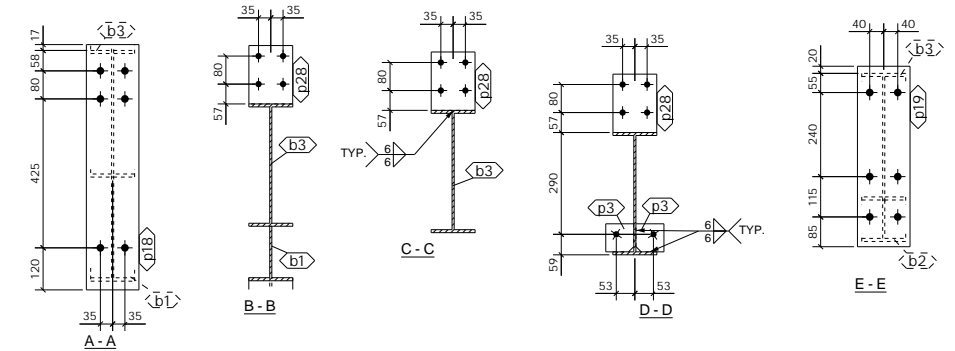
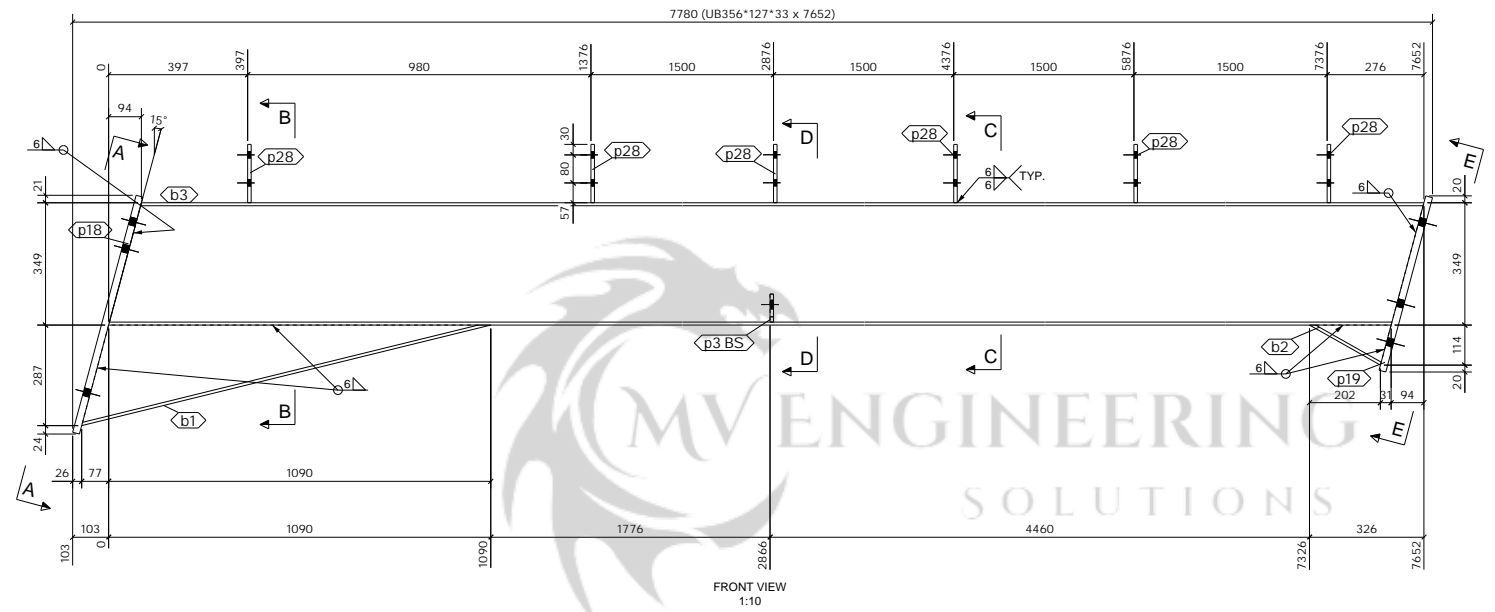
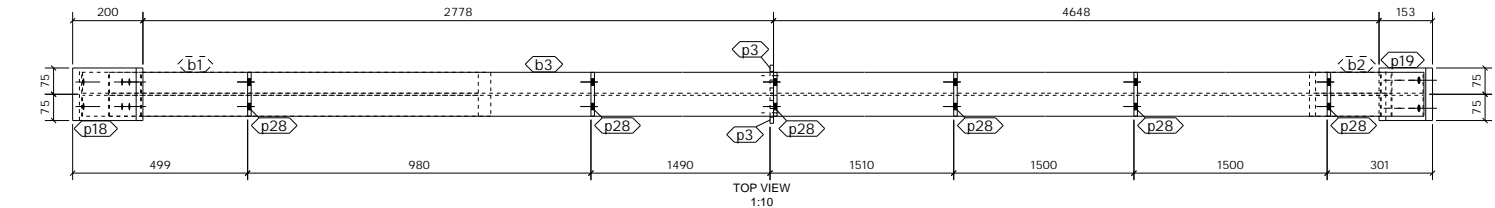
LOT	0	QTY	9
PHASE	1	QTY	9

**FABRICATION STATUS**

Sawn by: \_\_\_\_\_ Date: \_\_\_\_\_  
 Fabricated by: \_\_\_\_\_ Date: \_\_\_\_\_  
 Welded by: \_\_\_\_\_ Date: \_\_\_\_\_  
 Loaded by: \_\_\_\_\_ Date: \_\_\_\_\_  
 Checked by: \_\_\_\_\_ Date: \_\_\_\_\_

2	ISSUED FOR APPROVAL	PCS	17.12.2022	SK	17.12.2022
1	ISSUED FOR APPROVAL	PCS	09.08.2022	SK	09.08.2022
REV		By	Date	By	Date
MARK	DESCRIPTION	CREATED	CHECKED		

**CLIENT:** Newcastle Steel **DATE CREATED:** 17.12.2022  
**PROJECT:** Block D Faverdale West **DRAWN BY:** PCS  
**CONTRACT NO:** 432-22 **DRAWING NO:** [RF.10] **REV:** 2



9 No. RAFTER REQUIRED AS DRAWN MARKED RF10

ASSEMBLY / SUB ASSEMBLY STATUS	
9	THIS IS IT'S OWN ASSEMBLY