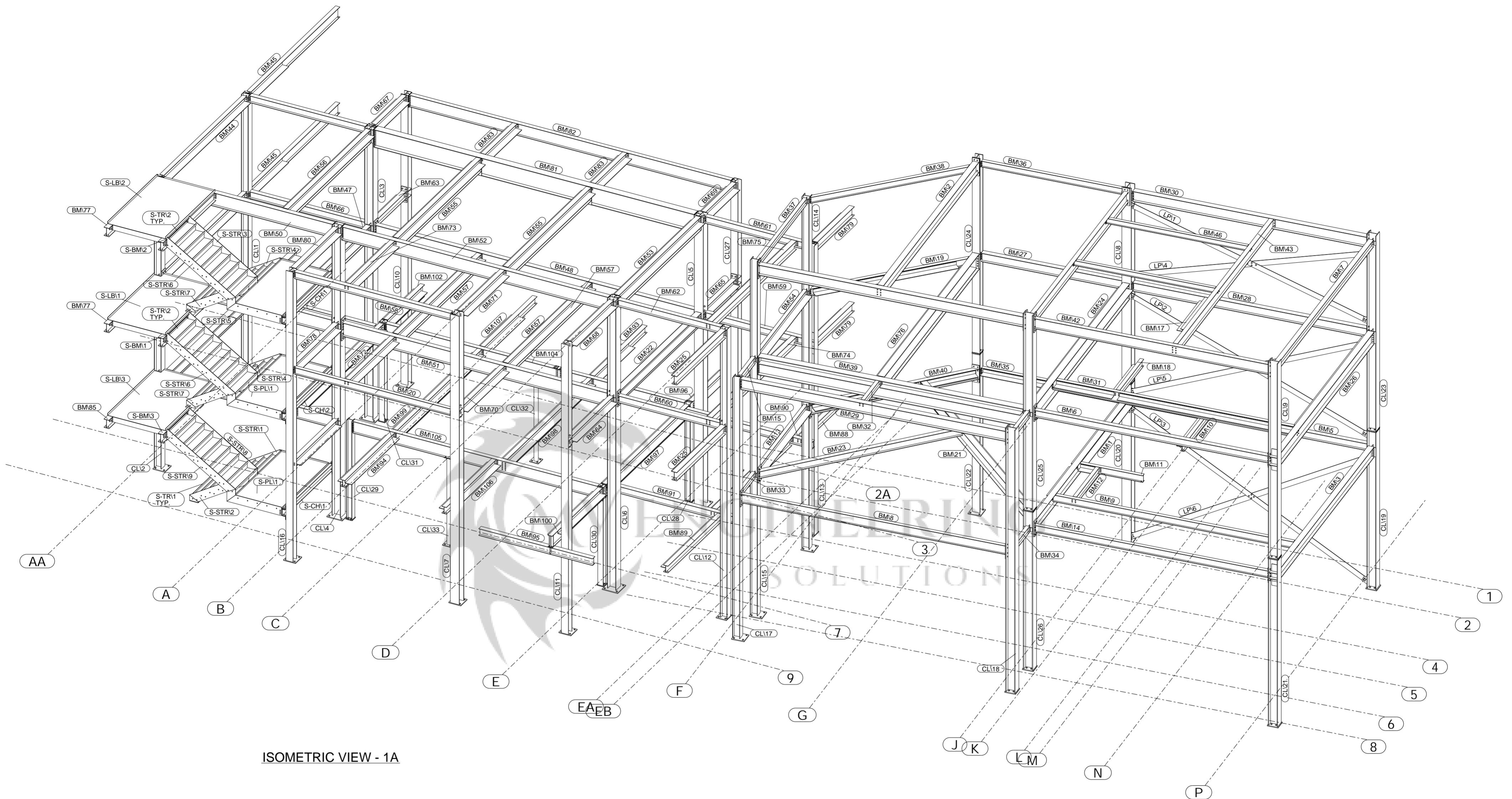


F	04/24/2023	ISSUED FOR APPROVAL	
REV	DATE	DESCRIPTION	
CLIENT			
PROJECT NAME		Empress Ballroom	
DRAWING TITLE		ISOMETRIC VIEW	
DRAWN BY	CHECKED BY	DATE DRAWN	SCALE
PCS	SK	10.12.2022	NTS
JOB No.		DRG No.	REV.
323-20		ED-101	F

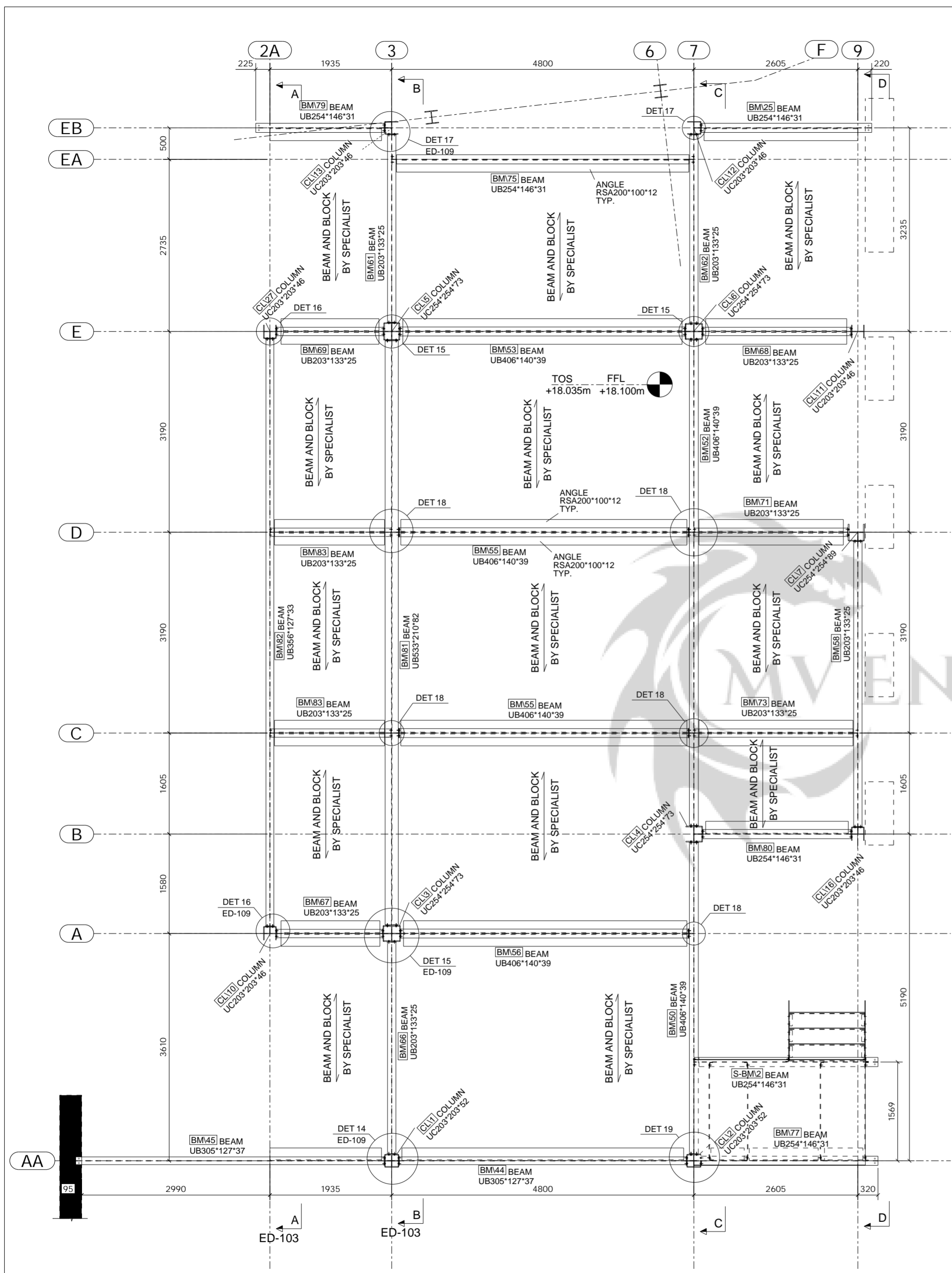


ISOMETRIC VIEW - 1A

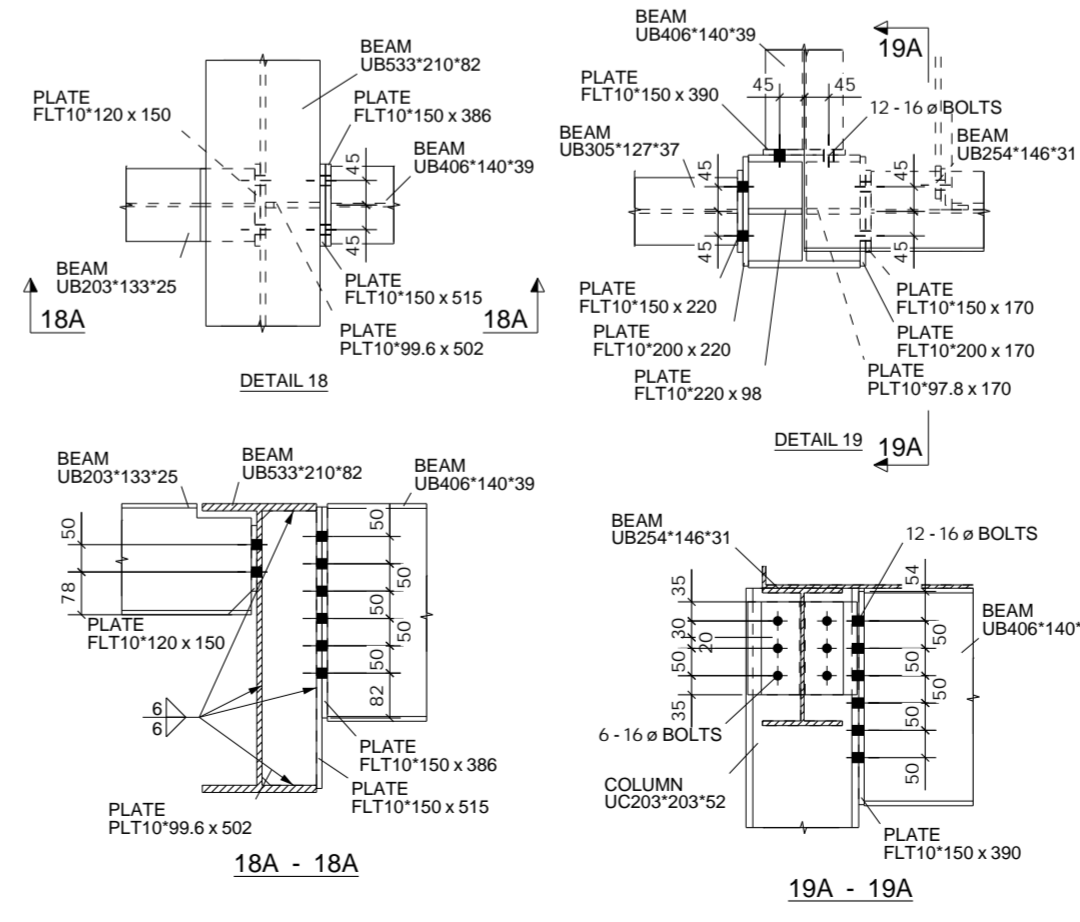
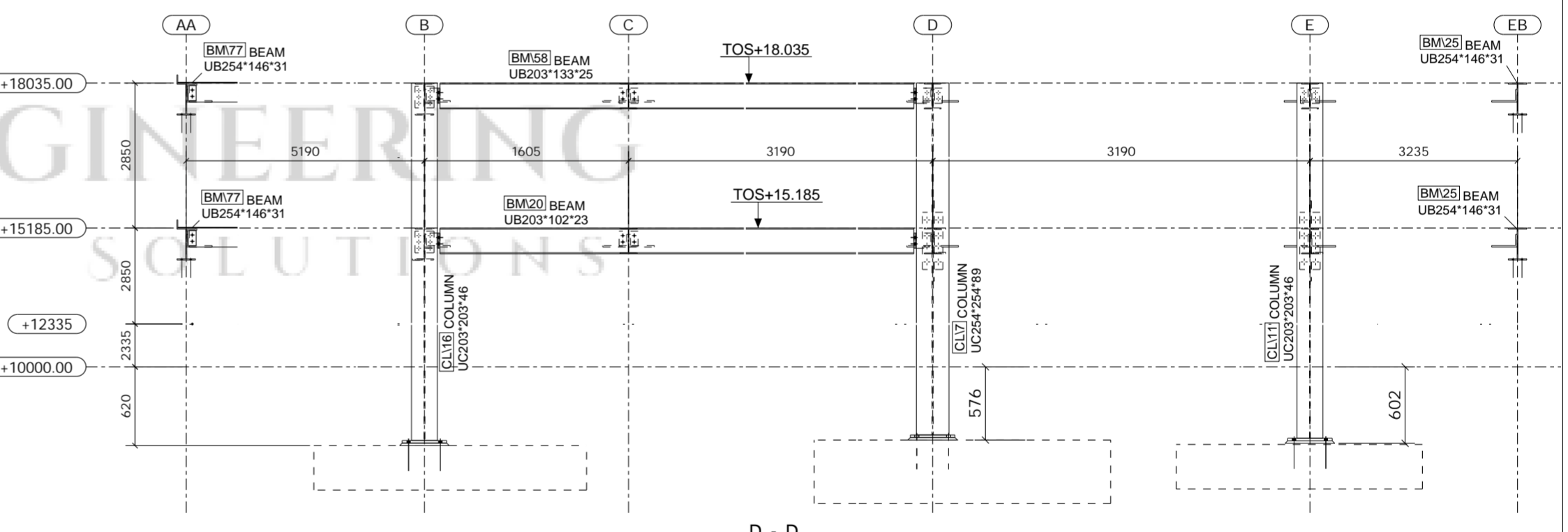
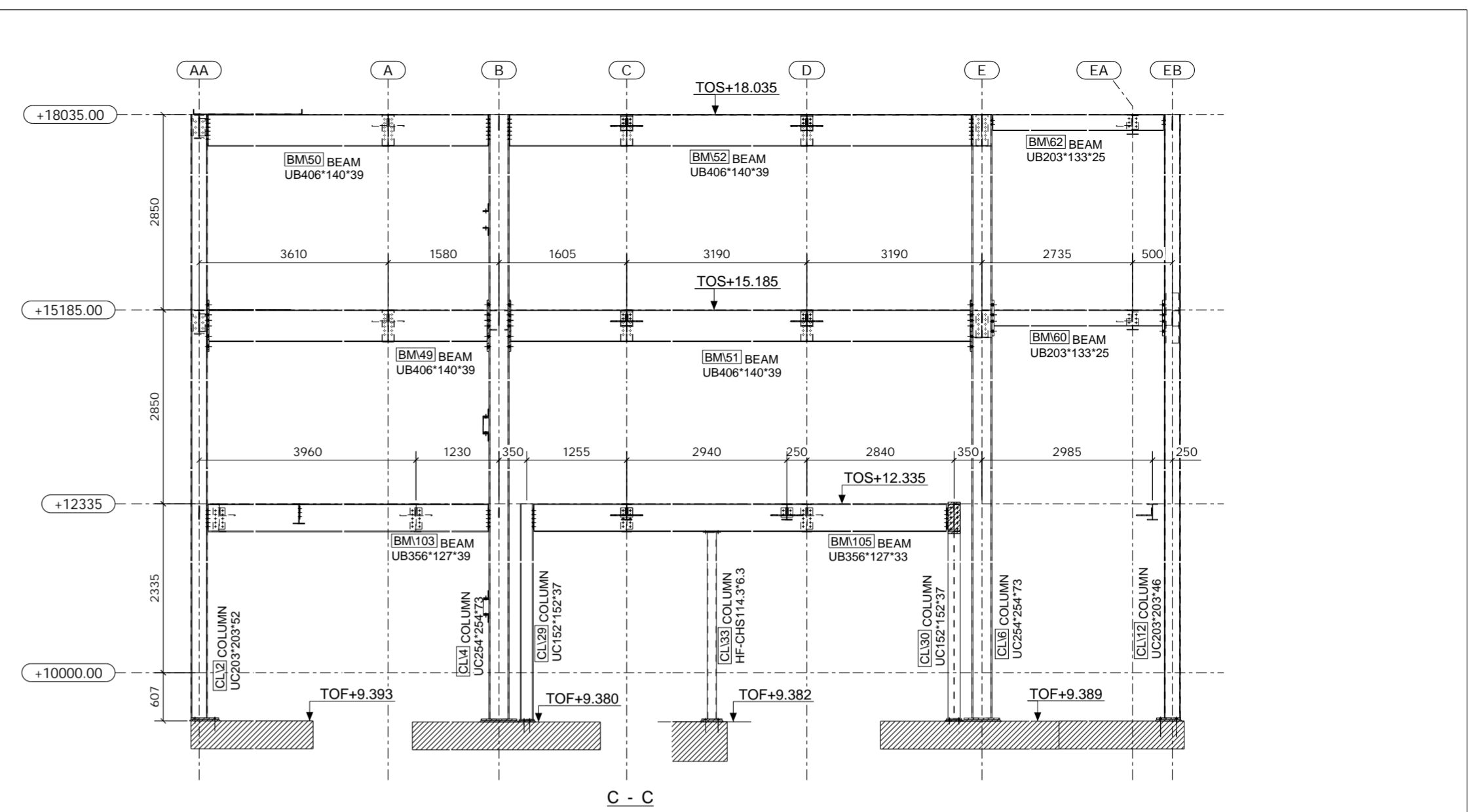
4	05/02/2023	ISSUED FOR APPROVAL	
REV	DATE	DESCRIPTION	
CLIENT			
PROJECT NAME		Empress Ballroom	
DRAWING TITLE		ISOMETRIC VIEW	
DRAWN BY PCS		CHECKED BY SK	DATE DRAWN 31.03.2023
SCALE NTS			
JOB No. 323-20		DRG No. ED-101A	REV. 4



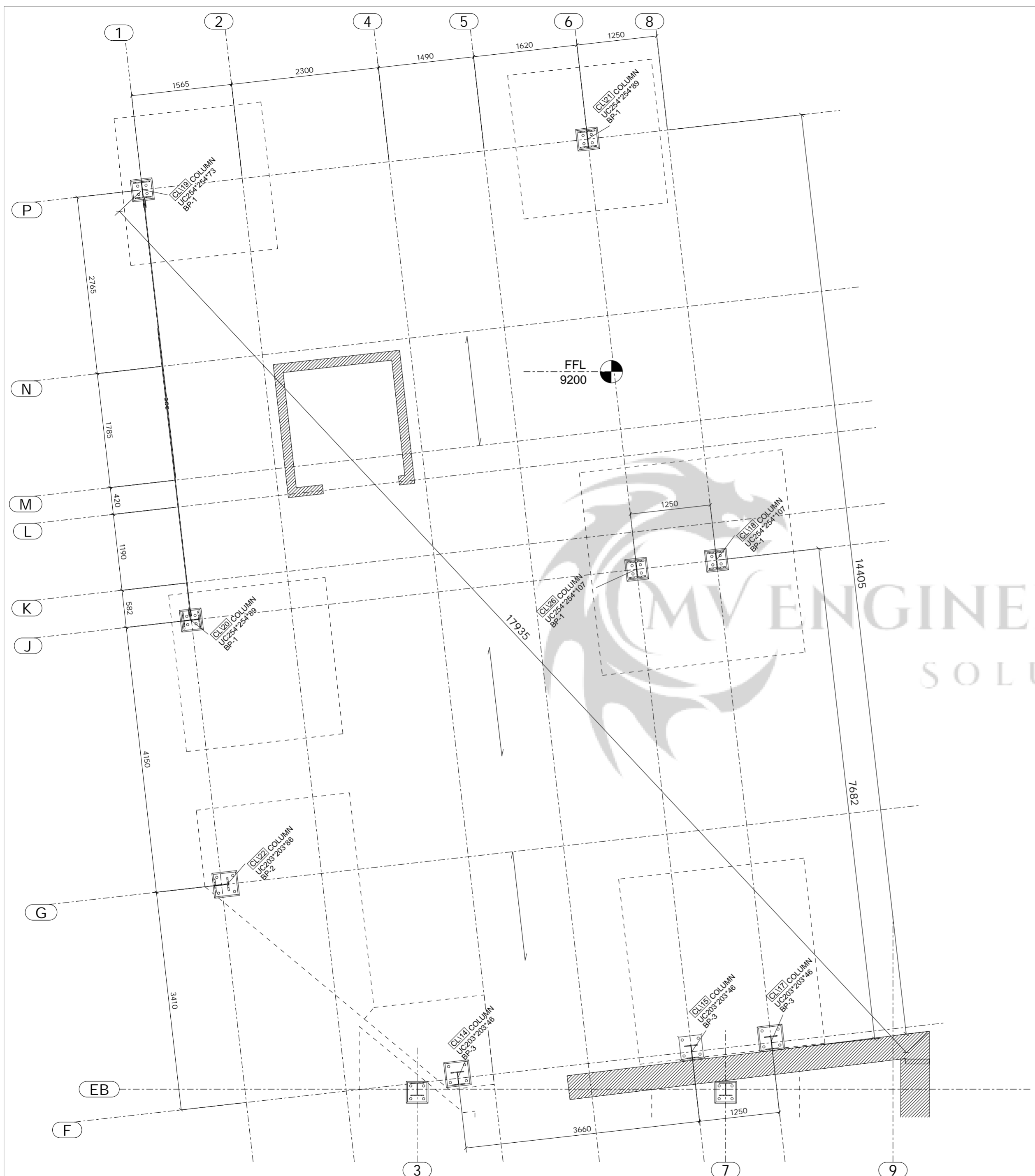




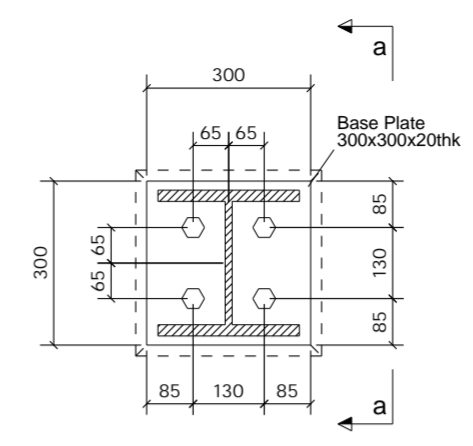
NEW COMMERCIAL LEVEL 03 SHOWING STRUCTURE UNDER



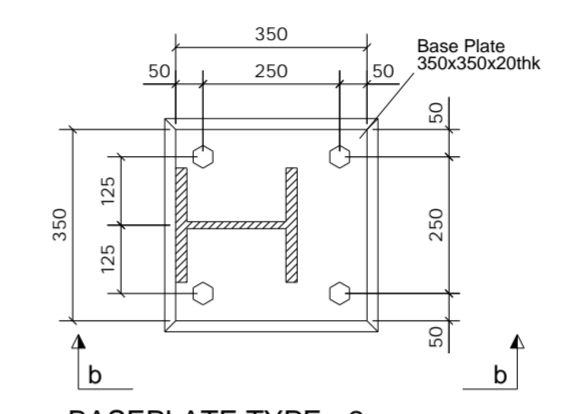
G	05/02/2023	ISSUED FOR APPROVAL	
REV	DATE	DESCRIPTION	
CLIENT			
PROJECT NAME		Empress Ballroom	
DRAWING TITLE		NEW COMMERCIAL LEVEL 03 SHOWING STRUCTURE UNDER	
DRAWN BY	CHECKED BY	DATE DRAWN	SCALE
PCS	SK	07.12.2022	NTS
JOB No.	DRG No.	REV.	
323-20	ED-104	G	



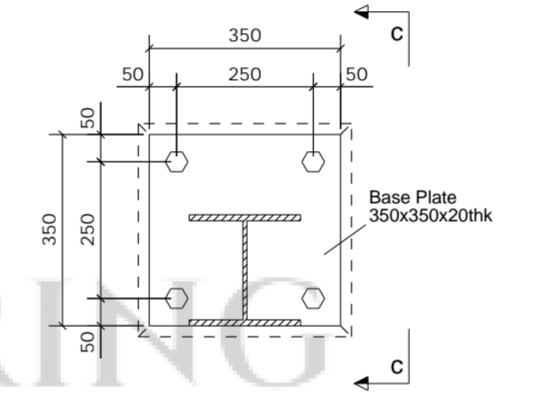
**PROPOSED FOUNDATIONS WITHIN  
NEW STAIRS STRUCTURE**



**BASEPLATE TYPE - 1**  
QUANTITY - 5



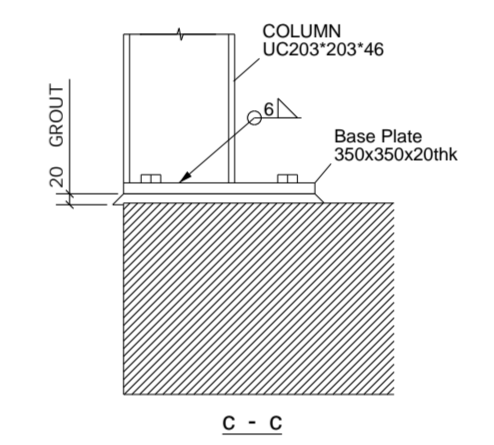
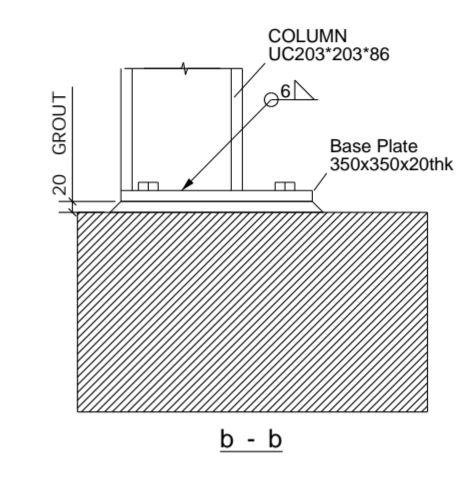
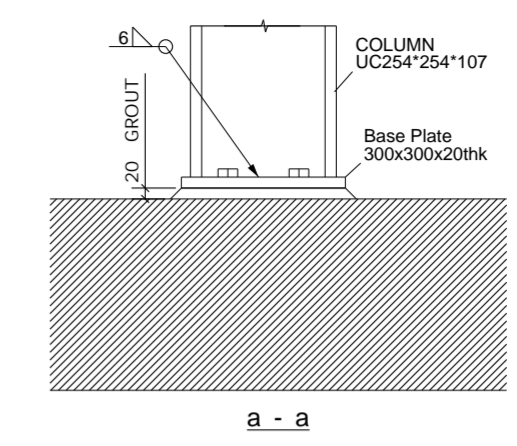
**BASEPLATE TYPE - 2**  
QUANTITY - 1



**BASEPLATE TYPE - 3**  
QUANTITY - 3

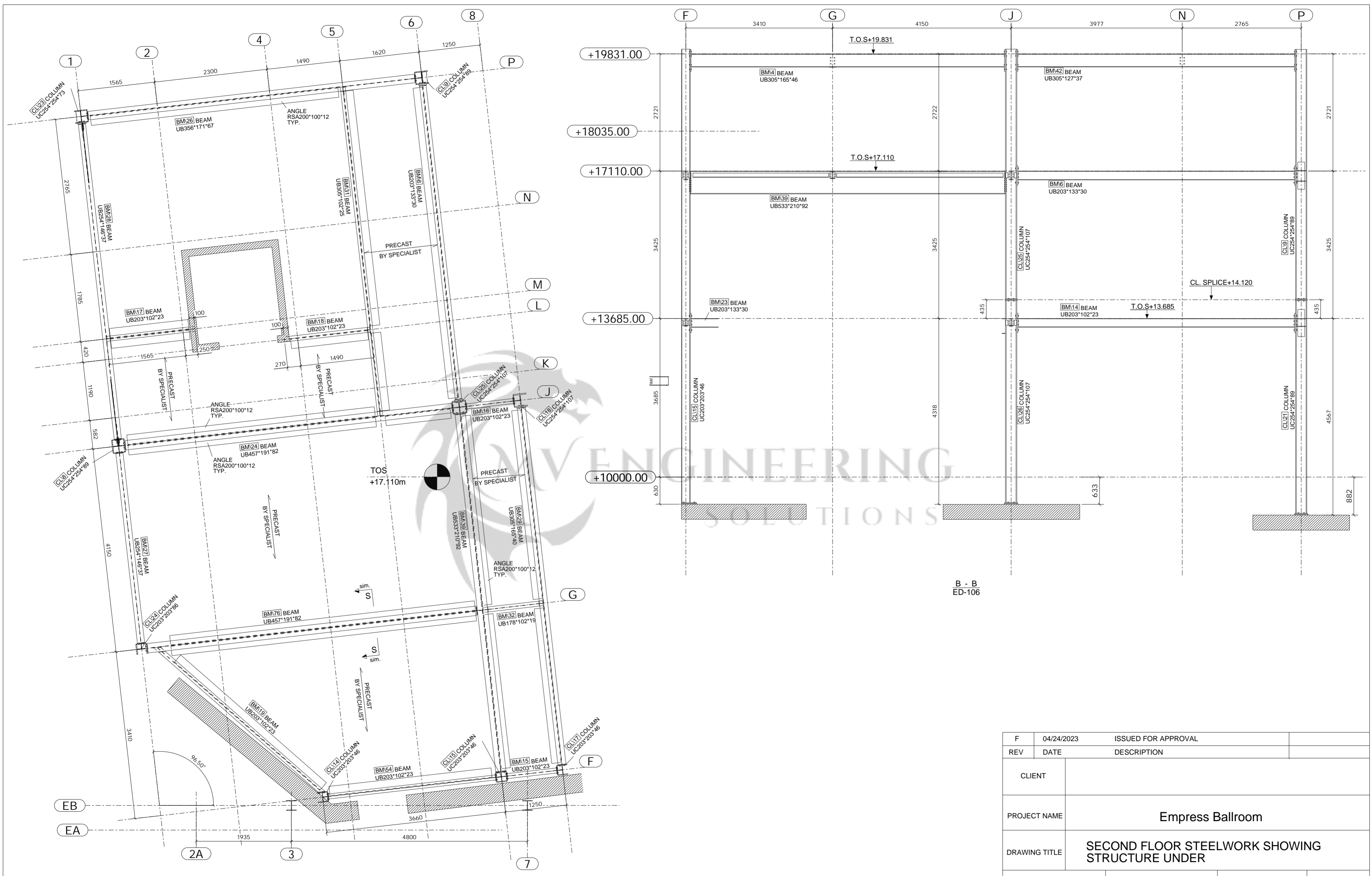
**EMBEDMENT DETAILS :**

COLUMN	FIXING	EMBEDMENT
203UC46	203UC46 HIT-HY 200-A + HAS-U 8.8 M24	200mm
203UC52	203UC52 HIT-HY 200-A + HAS-U 8.8 M16	130mm
203UC86	203UC86 HIT-HY 200-A + HAS-U 8.8 M16	130mm
254UC73	254UC73 HIT-HY 200-A + HAS-U 8.8 M24	200mm
254UC89	254UC89 HIT-HY 200-A + HAS-U 8.8 M30	230mm
254UC107	254UC107 HIT-HY 200-A + HAS-U 8.8 M24	200mm



G	04/24/2023	ISSUED FOR APPROVAL	
REV	DATE	DESCRIPTION	
CLIENT			
PROJECT NAME		Empress Ballroom	
DRAWING TITLE		PROPOSED FOUNDATIONS WITHIN NEW STAIRS STRUCTURE	
DRAWN BY	CHECKED BY	DATE DRAWN	SCALE
PCS	SK	07.12.2022	NTS
JOB No.	DRG No.	REV.	
323-20	ED-105	G	

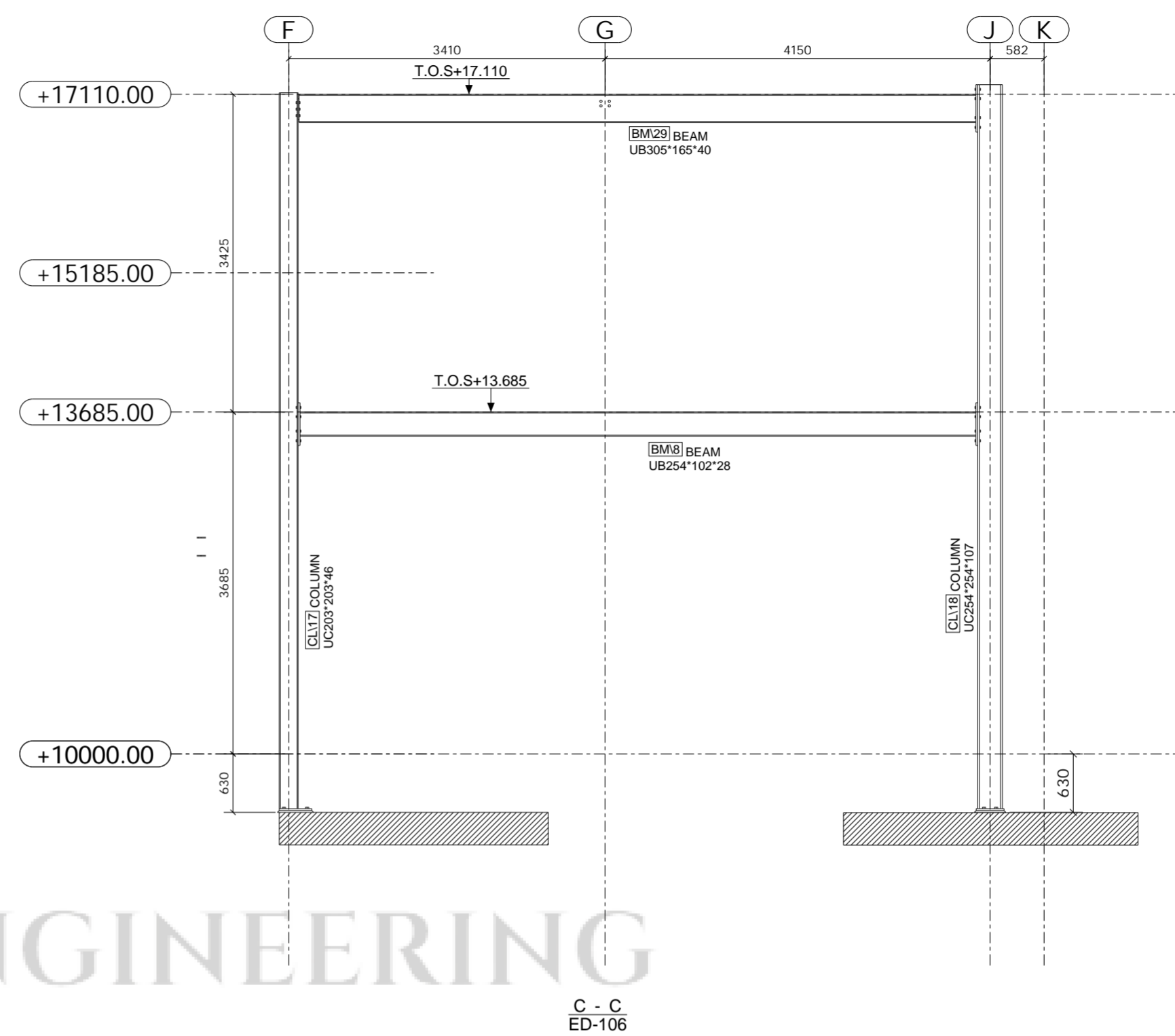
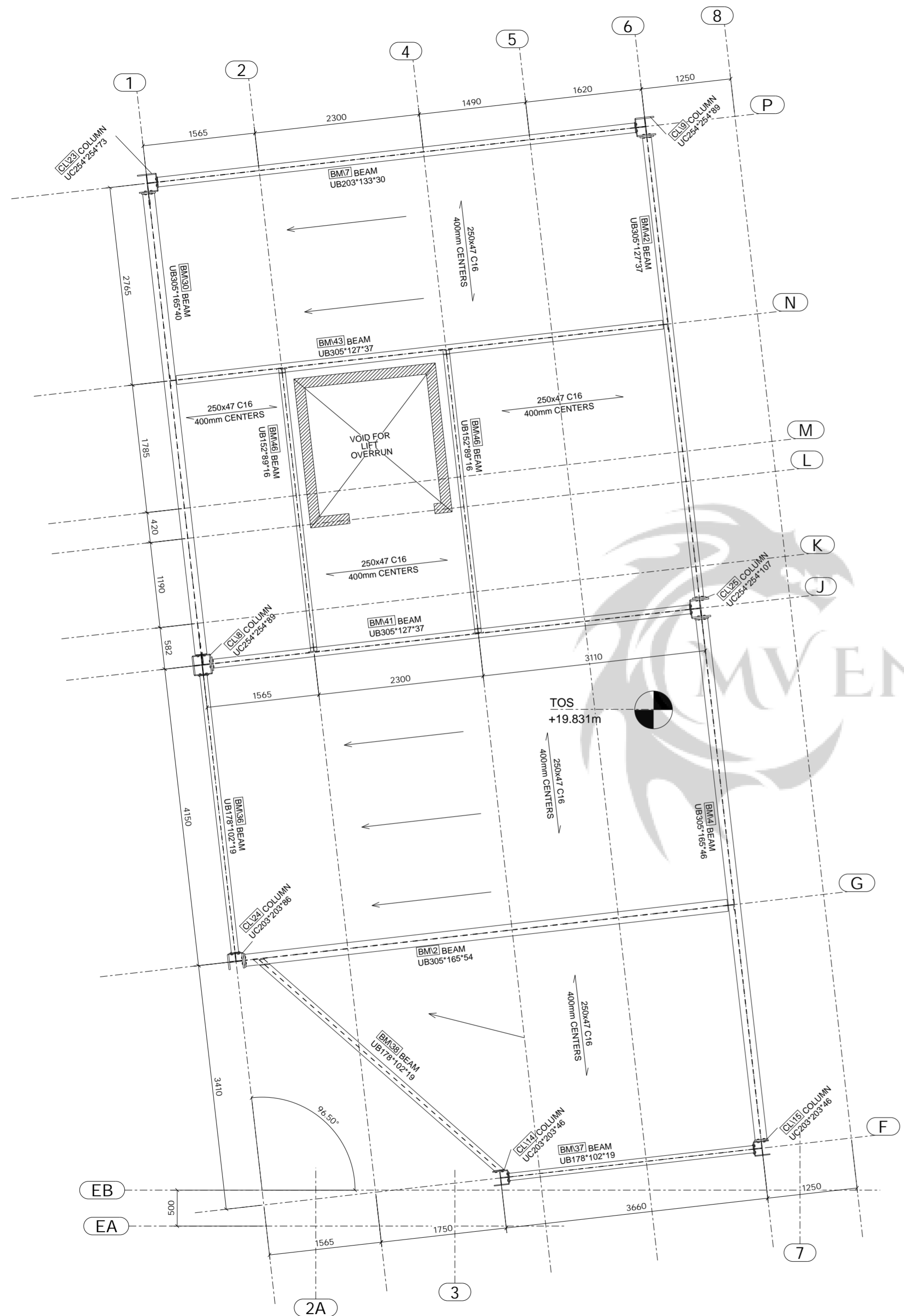




SECOND FLOOR STEELWORK SHOWING STRUCTURE UNDER

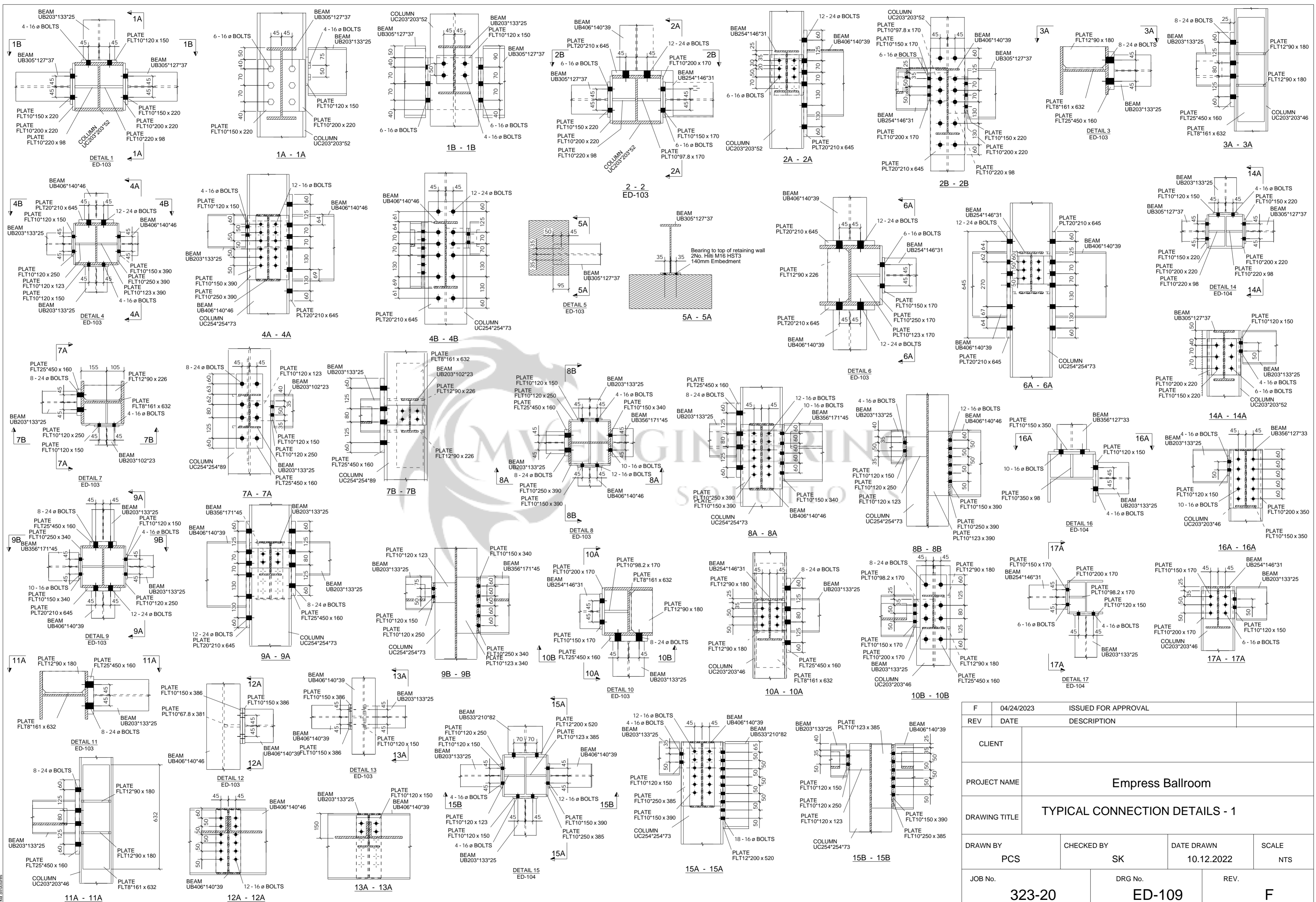
F	04/24/2023	ISSUED FOR APPROVAL	
REV	DATE	DESCRIPTION	
CLIENT			
PROJECT NAME		Empress Ballroom	
DRAWING TITLE		SECOND FLOOR STEELWORK SHOWING STRUCTURE UNDER	
DRAWN BY	CHECKED BY	DATE DRAWN	SCALE
PCS	SK	09.12.2022	NTS
JOB No.	DRG No.	REV.	
323-20	ED-107	F	





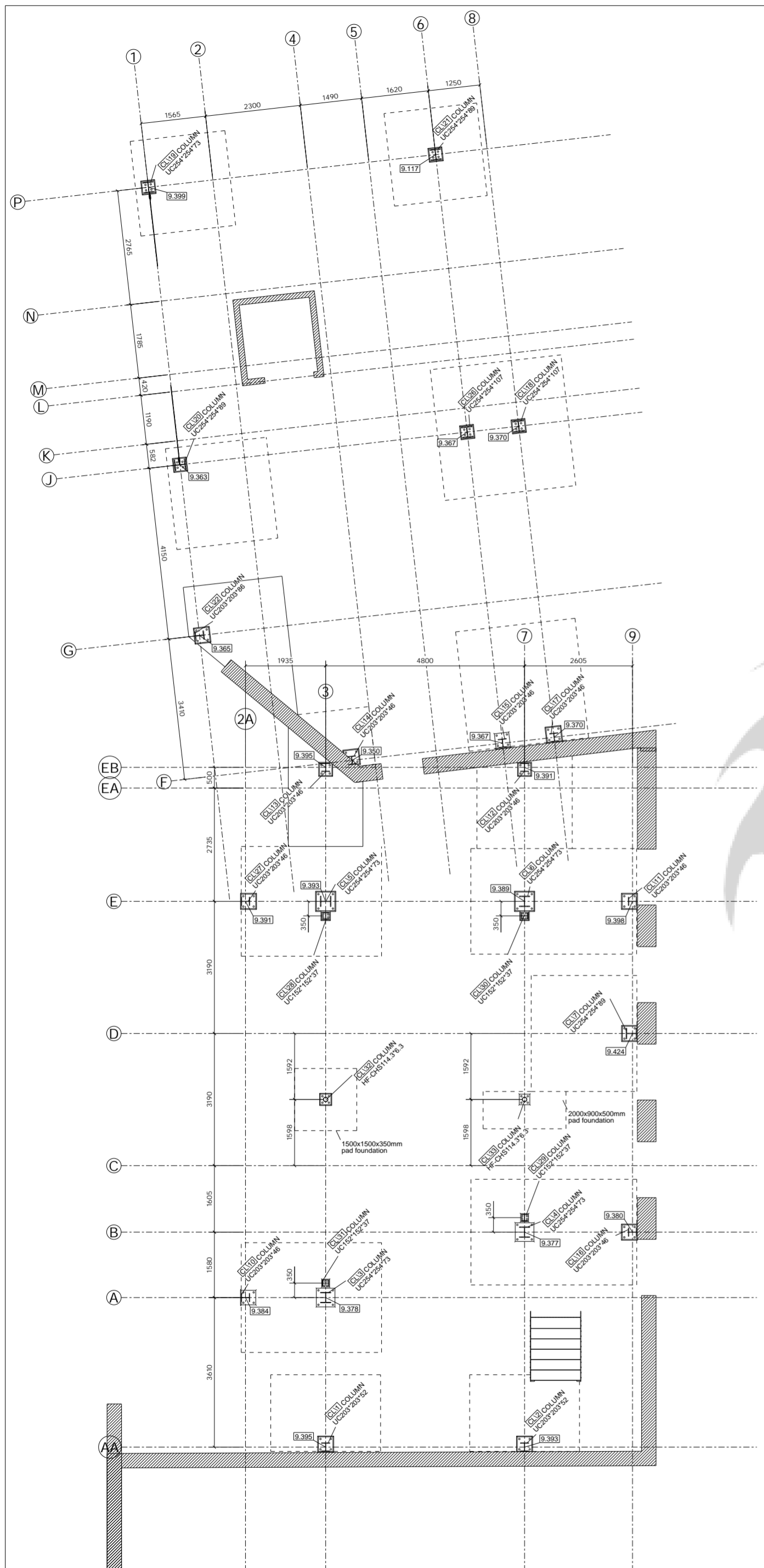
ROOF STEELWORK SHOWING STRUCTURE UNDER

F	04/24/2023	ISSUED FOR APPROVAL	
REV	DATE	DESCRIPTION	
CLIENT			
PROJECT NAME		Empress Ballroom	
DRAWING TITLE		ROOF STEELWORK SHOWING STRUCTURE UNDER	
DRAWN BY	CHECKED BY	DATE DRAWN	SCALE
PCS	SK	09.12.2022	NTS
JOB No.		DRG No.	REV.
323-20		ED-108	F



F	04/24/2023	ISSUED FOR APPROVAL	
REV	DATE	DESCRIPTION	
CLIENT	Empress Ballroom		
PROJECT NAME	Empress Ballroom		
DRAWING TITLE	TYPICAL CONNECTION DETAILS - 1		
DRAWN BY	CHECKED BY	DATE DRAWN	SCALE
PCS	SK	10.12.2022	NTS
JOB No.	DRG No.	REV.	
323-20	ED-109	F	

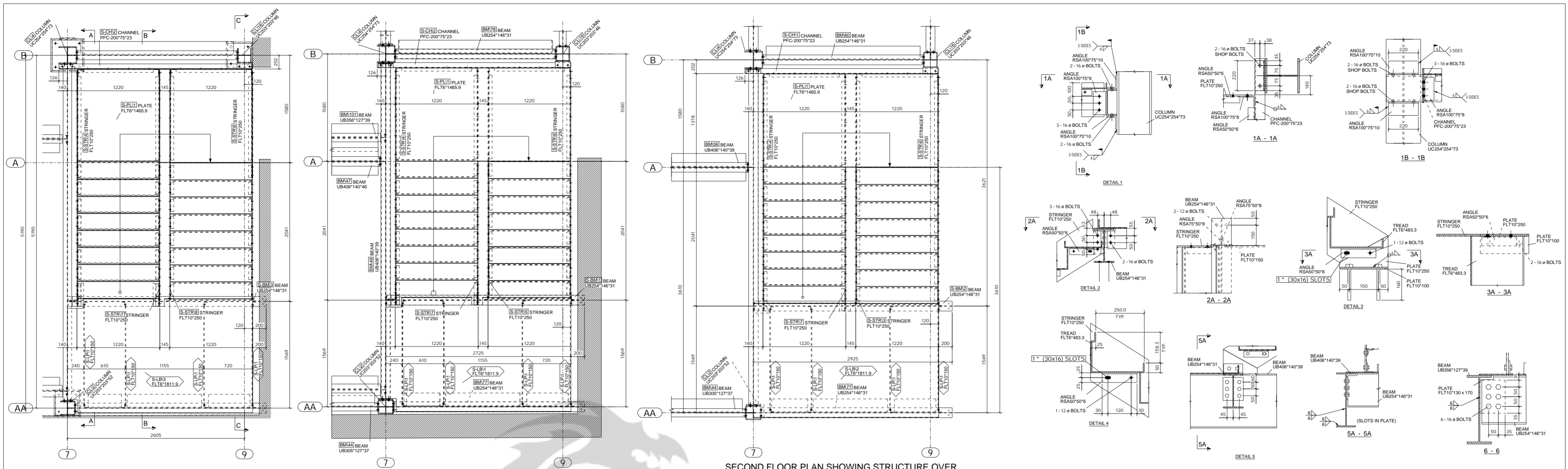




FOR MORE DETAILS PLEASE FIND ED-102 & ED-105 SHEET

**INTERNAL & EXTERNAL FRAME FOUNDATION PLAN**

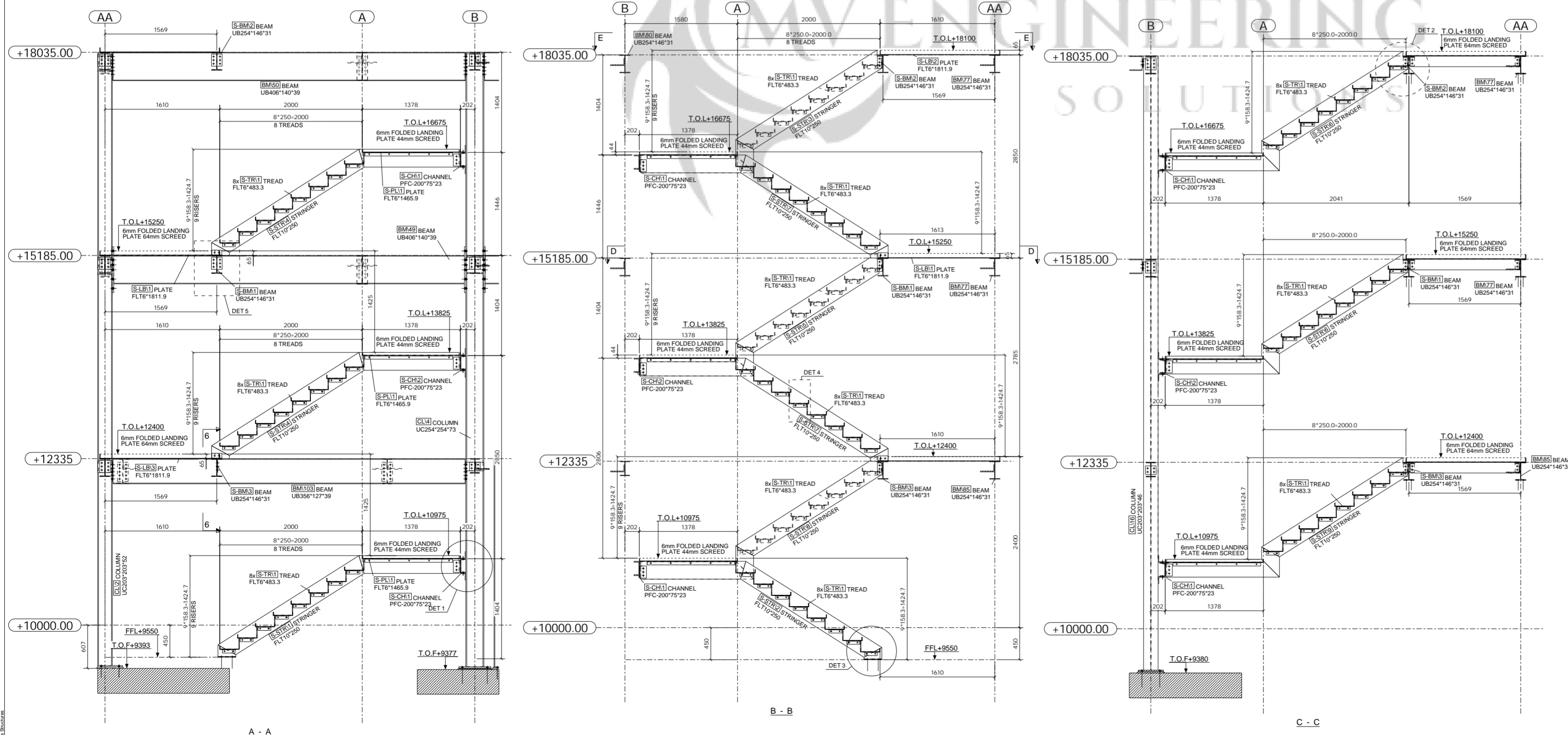
F	05/02/2023	ISSUED FOR APPROVAL	
REV	DATE	DESCRIPTION	
CLIENT			
PROJECT NAME	Empress Ballroom		
DRAWING TITLE	INTERNAL & EXTERNAL FRAME FOUNDATION PLAN		
DRAWN BY	CHECKED BY	DATE DRAWN	SCALE
PCS	SK	12.01.2023	NTS
JOB No.	DRG No.	REV.	
323-20	ED-111	F	



GROUND FLOOR PLAN SHOWING STRUCTURE OVER

FIRST FLOOR PLAN SHOWING STRUCTURE OVER

SECOND FLOOR PLAN SHOWING STRUCTURE OVER

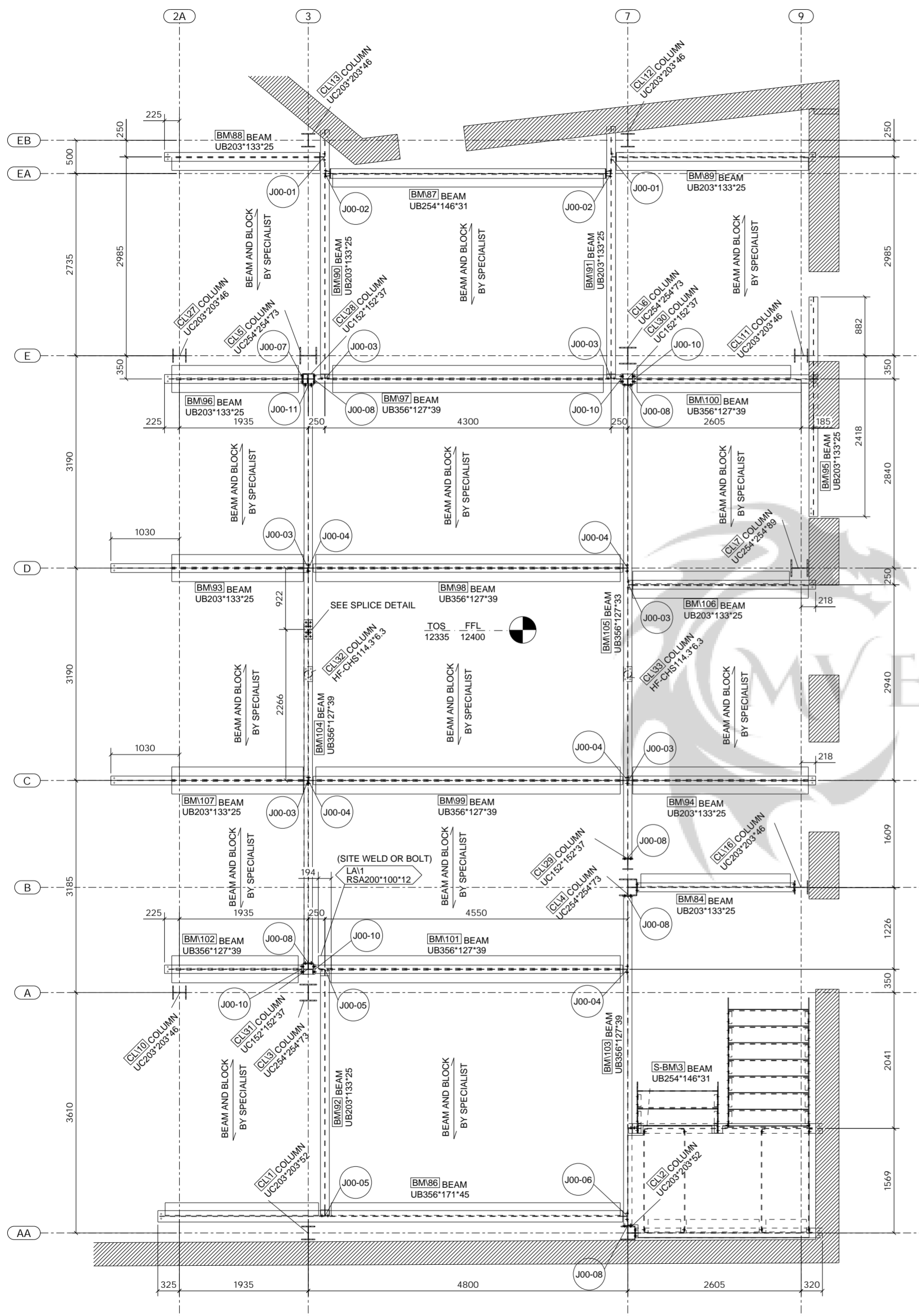


A - A

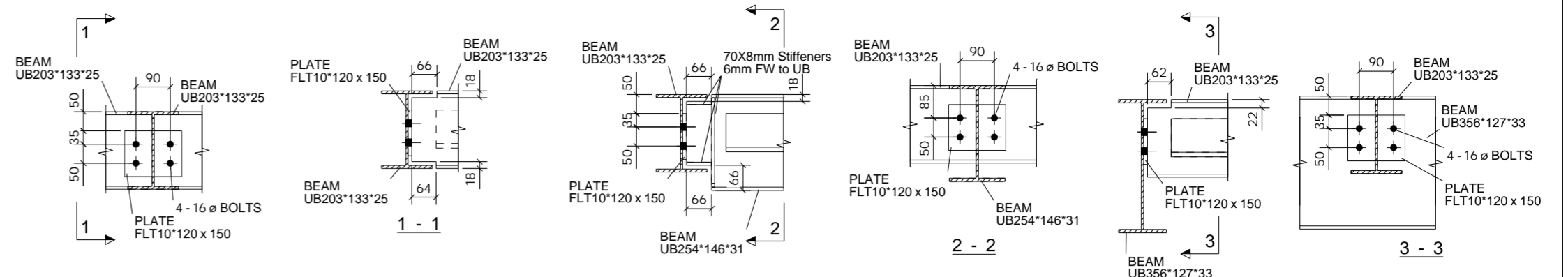
B - B

C - C

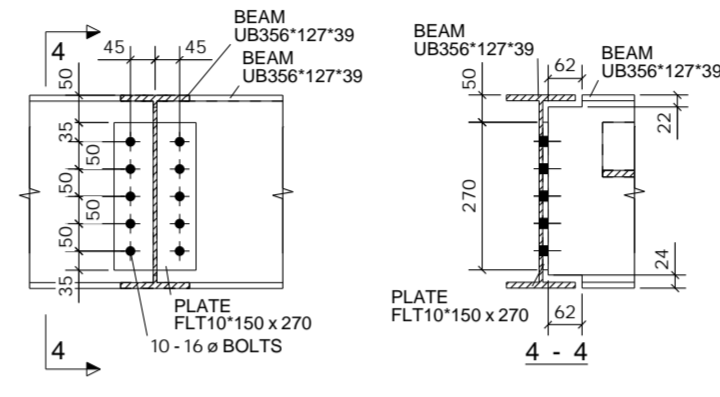
F	05/02/2023	ISSUED FOR APPROVAL	
REV	DATE	DESCRIPTION	
CLIENT			
PROJECT NAME	Empress Ballroom		
DRAWING TITLE	COMMERCIAL UNIT - STAIR		
DRAWN BY	PCS	CHECKED BY	SK
		DATE DRAWN	05.03.2023
		SCALE	NTS
JOB No.	323-20	DRG No.	ED-112
		REV.	F



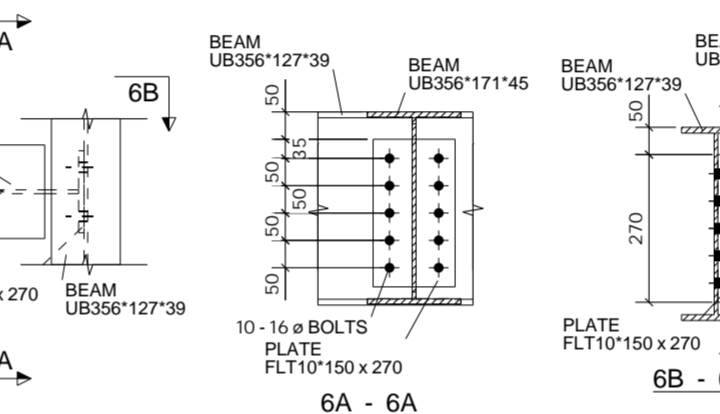
NEW COMMERCIAL LEVEL 01 SHOWING STRUCTURE UNDER



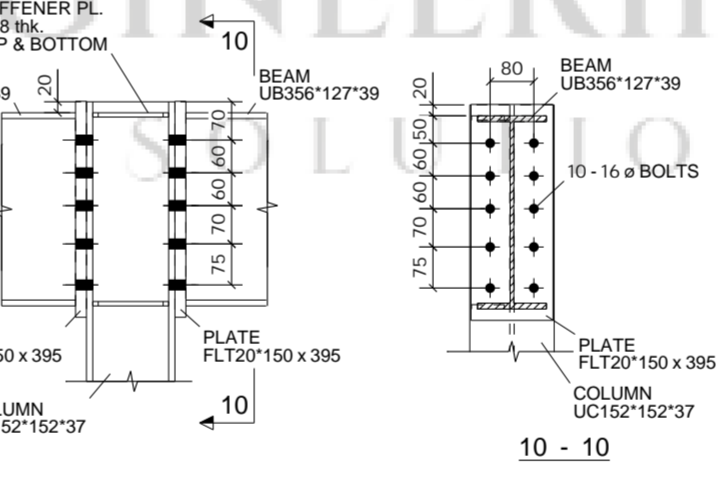
CONNECTION J00-01



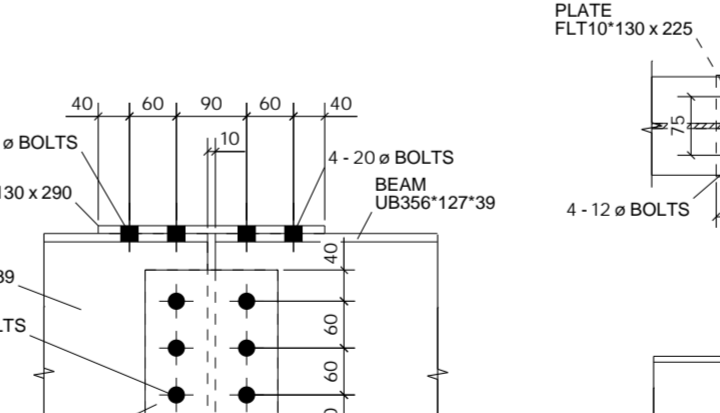
CONNECTION J00-02



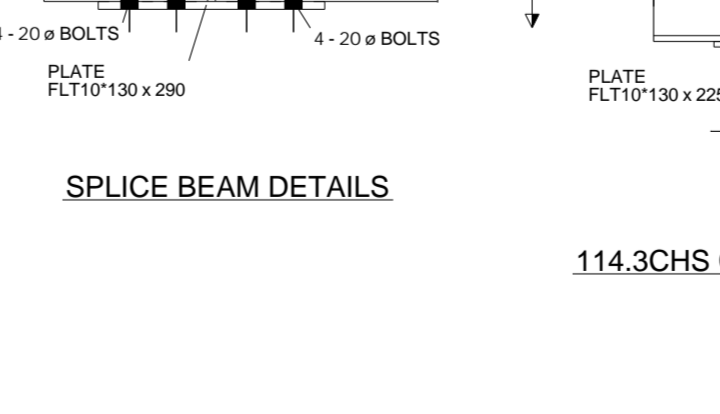
CONNECTION J00-03



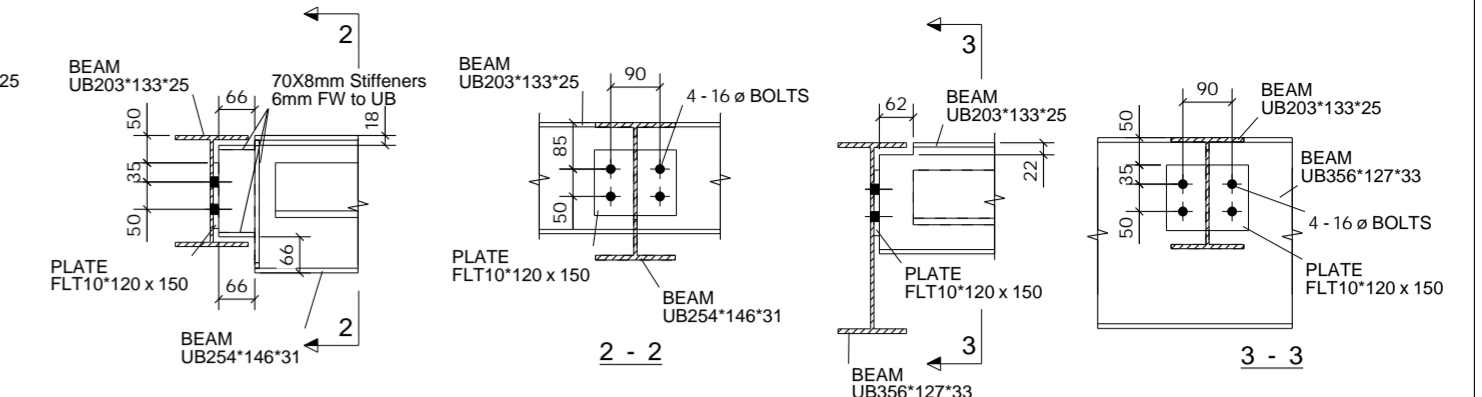
CONNECTION J00-04



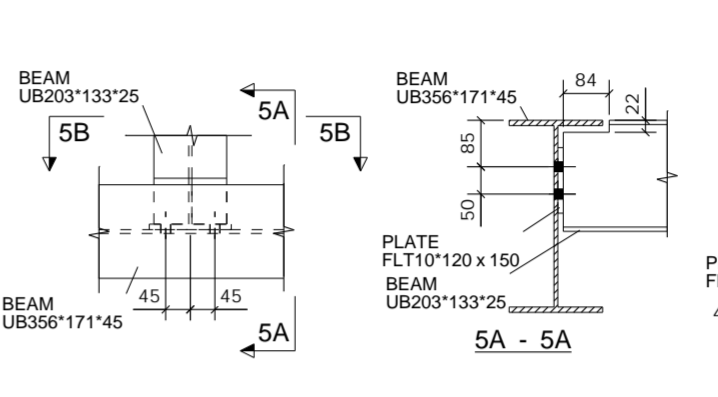
CONNECTION J00-05



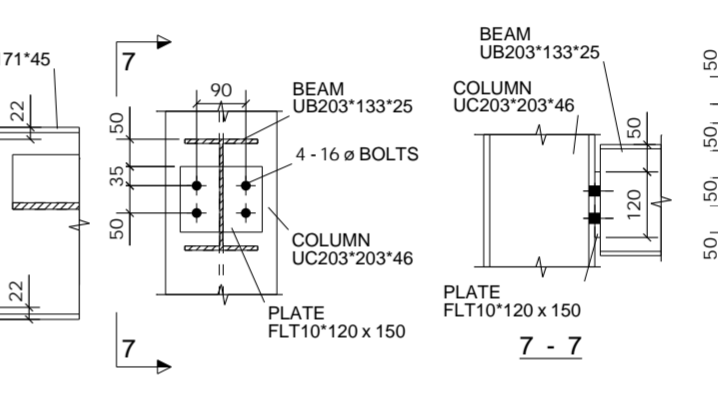
CONNECTION J00-06



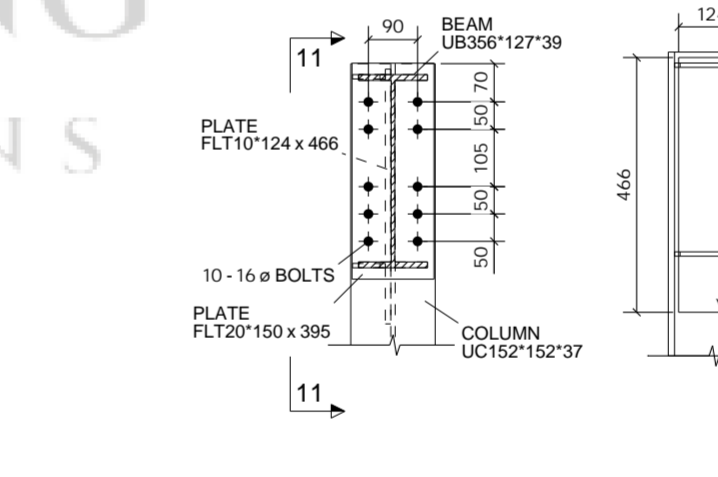
CONNECTION J00-07



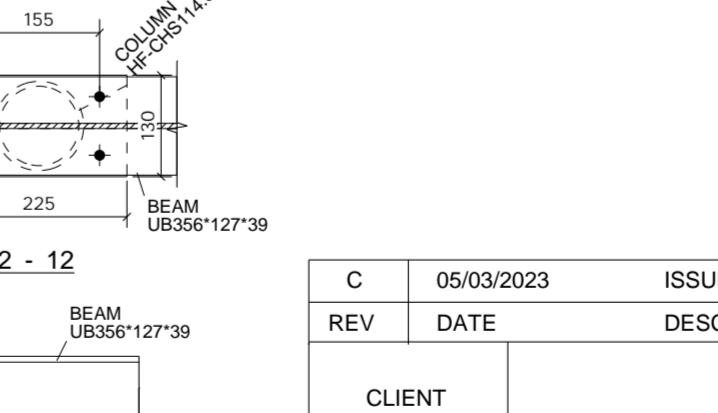
CONNECTION J00-08



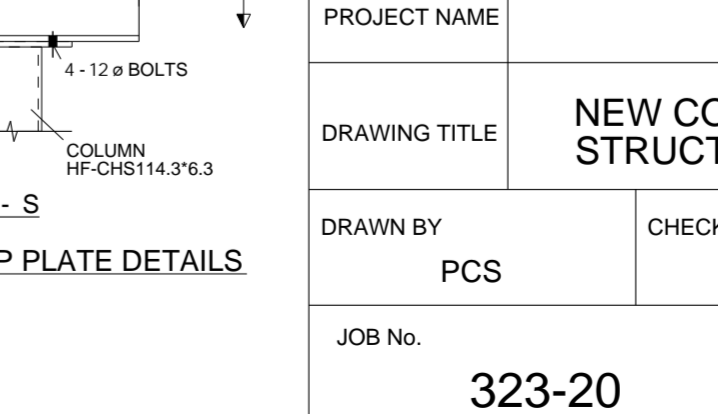
CONNECTION J00-09



CONNECTION J00-10



CONNECTION J00-11



CONNECTION J00-12

SPLICE BEAM DETAILS

114.3CHS CAP PLATE DETAILS

C	05/03/2023	ISSUED FOR APPROVAL	
REV	DATE	DESCRIPTION	
CLIENT			
PROJECT NAME	Empress Ballroom		
DRAWING TITLE	NEW COMMERCIAL LEVEL 01 SHOWING STRUCTURE UNDER		
DRAWN BY	CHECKED BY	DATE DRAWN	SCALE
PCS	SK	21.04.2023	NTS
JOB No.	DRG No.	REV.	
323-20	ED-113	C	

**SHOP MATERIAL LIST FOR 1 ASSEMBLY**

Mark	Size	Grade	No.	Length (mm)	Area (m) <sup>2</sup>	Weight (kg)
BM\81	UB356*171*45	S355	1	7047	9.642	310.5
a\49	RSA200*100*12	S275	1	4342	2.612	117.8
a\52	RSA200*100*12	S275	1	2305	1.390	62.5
p\134	FLT10*150	S275	1	270	0.089	3.2
<b>Total</b>					<b>13.733</b>	<b>494.0</b>

**GENERAL NOTES**

All Holes to be **22** Dia UNO Slot hole length is to outside  
 All Welds to be **6** FW. UNO

All Steelwork Manufactured to:  
 BS EN 1090-2: Execution Class **EXC2** U.N.O.

FINISH **S.B. & PRIME**

LOT **0** QTY **1**

PHASE **2** QTY **1**

**FABRICATION STATUS**

Sawn by: \_\_\_\_\_ Date: \_\_\_\_\_

Fabricated by: \_\_\_\_\_ Date: \_\_\_\_\_

Welded by: \_\_\_\_\_ Date: \_\_\_\_\_

Loaded by: \_\_\_\_\_ Date: \_\_\_\_\_

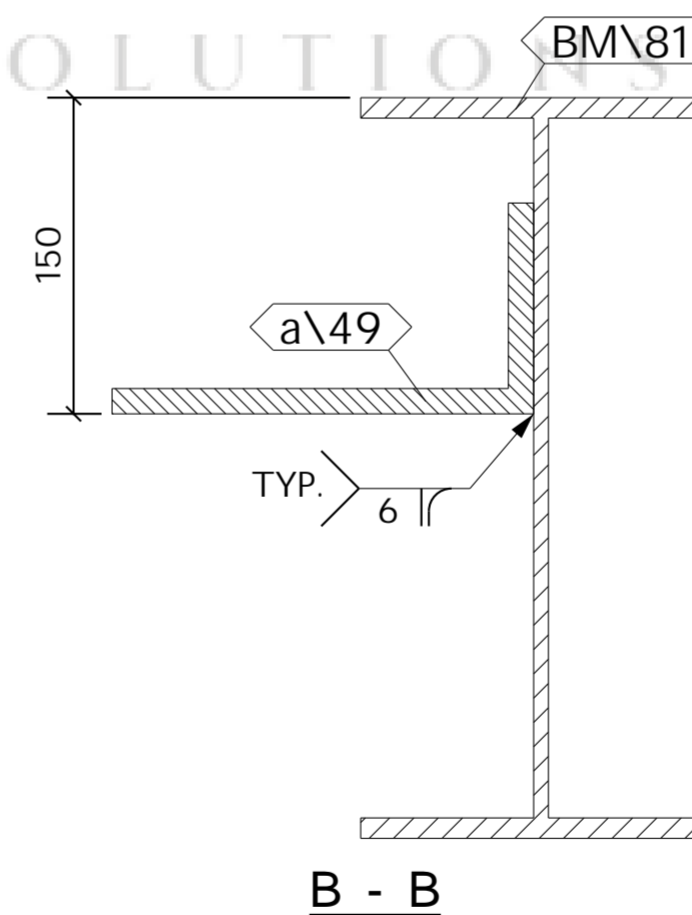
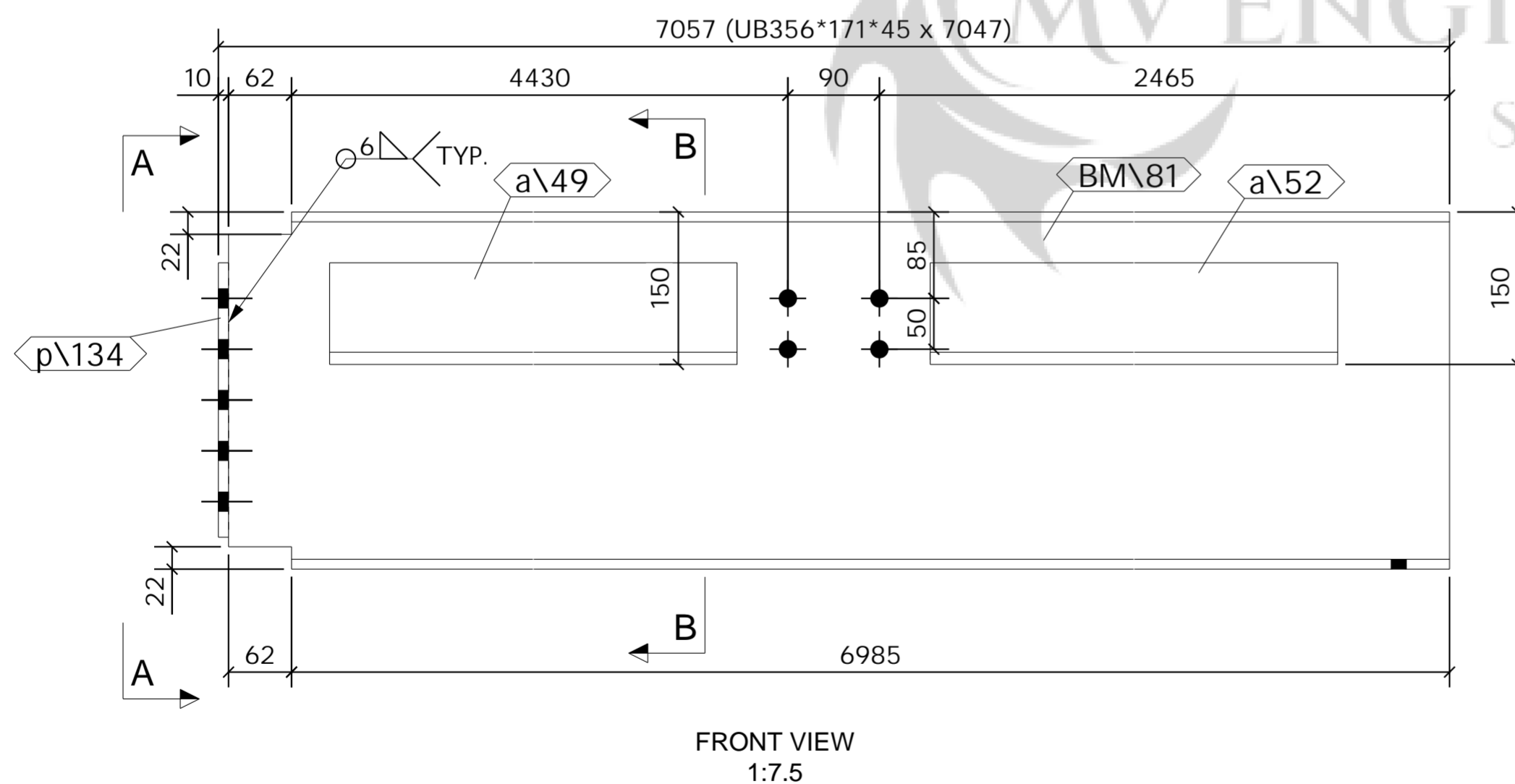
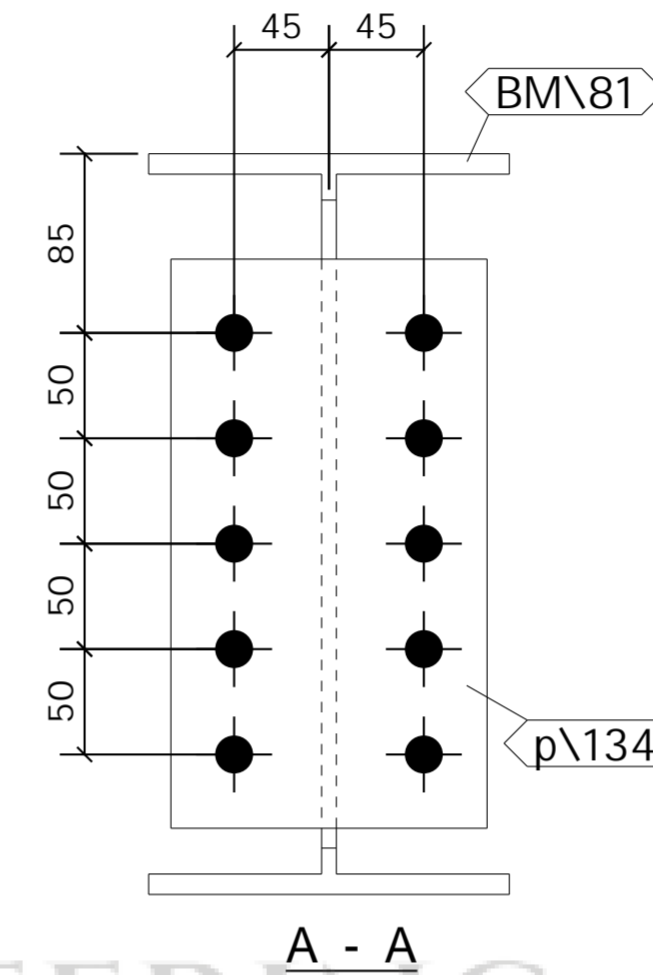
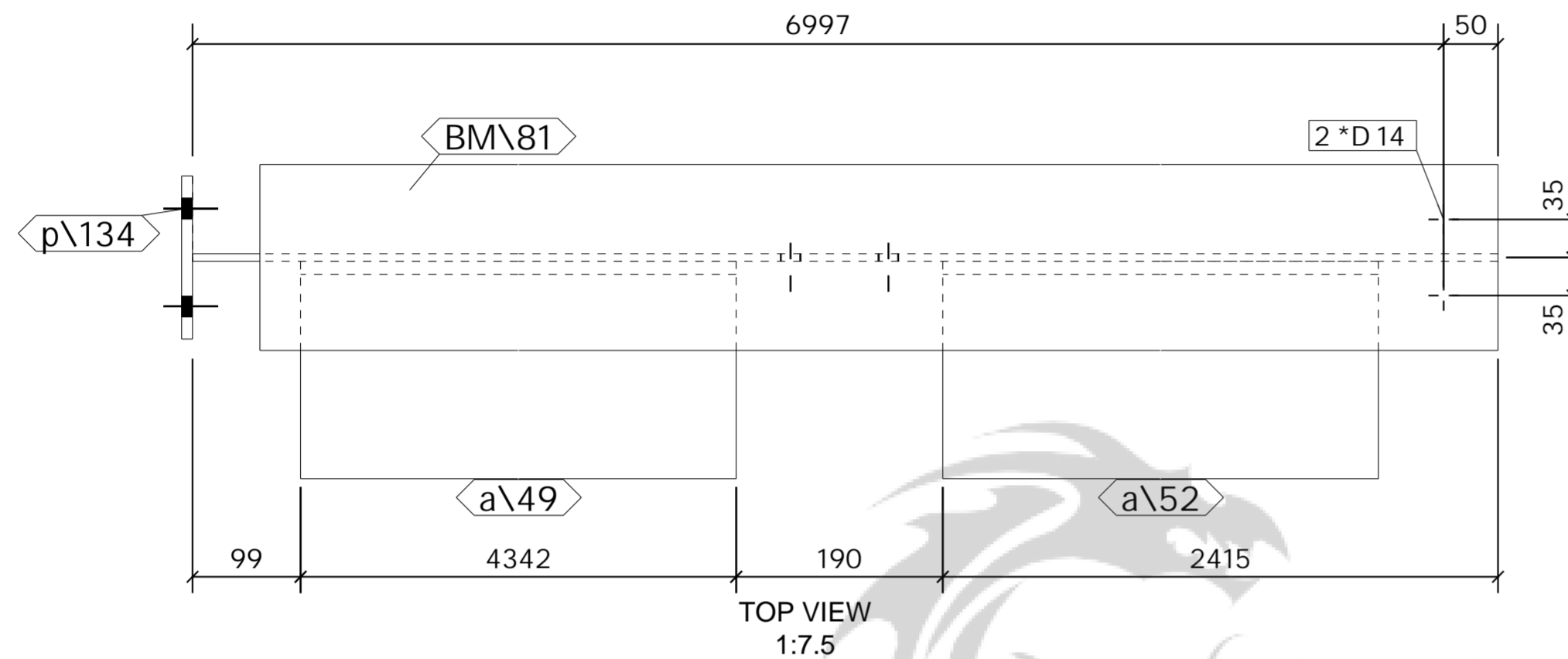
Checked by: \_\_\_\_\_ Date: \_\_\_\_\_

B	ISSUED FOR APPROVAL	PCS	01.05.2023	SK	01.05.2023
A	ISSUED FOR APPROVAL	PCS	24.04.2023	SK	24.04.2023
REV		By	Date	By	Date
MARK	DESCRIPTION	CREATED		CHECKED	

**CLIENT:** \_\_\_\_\_ **DATE CREATED:** 24.04.2023

**PROJECT:** Empress Ballroom **DRAWN BY:** PCS

**CONTRACT NO:** 323-20 **DRAWING NO:** [BM.86] **REV:** B



1 No. BEAM

REQUIRED AS DRAWN MARKED BM\86

ASSEMBLY / SUB ASSEMBLY STATUS	
1	THIS IS IT'S OWN ASSEMBLY





**SHOP MATERIAL LIST FOR 1 ASSEMBLY**

Mark	Size	Grade	No.	Length (mm)	Area (m) <sup>2</sup>	Weight (kg)
BM\83	UB203*133*25	S355	1	2397	2.193	58.1
a\56	RSA200*100*12	S275	1	2223	1.341	60.3
p\130	FLT10*120	S275	1	150	0.041	1.4
<b>Total</b>					3.575	119.8

**GENERAL NOTES**

All Holes to be **22 Dia UNO** Slot hole length is to outside  
 All Welds to be **6 FW. UNO**

All Steelwork Manufactured to:  
 BS EN 1090-2: Execution Class **EXC2** U.N.O.

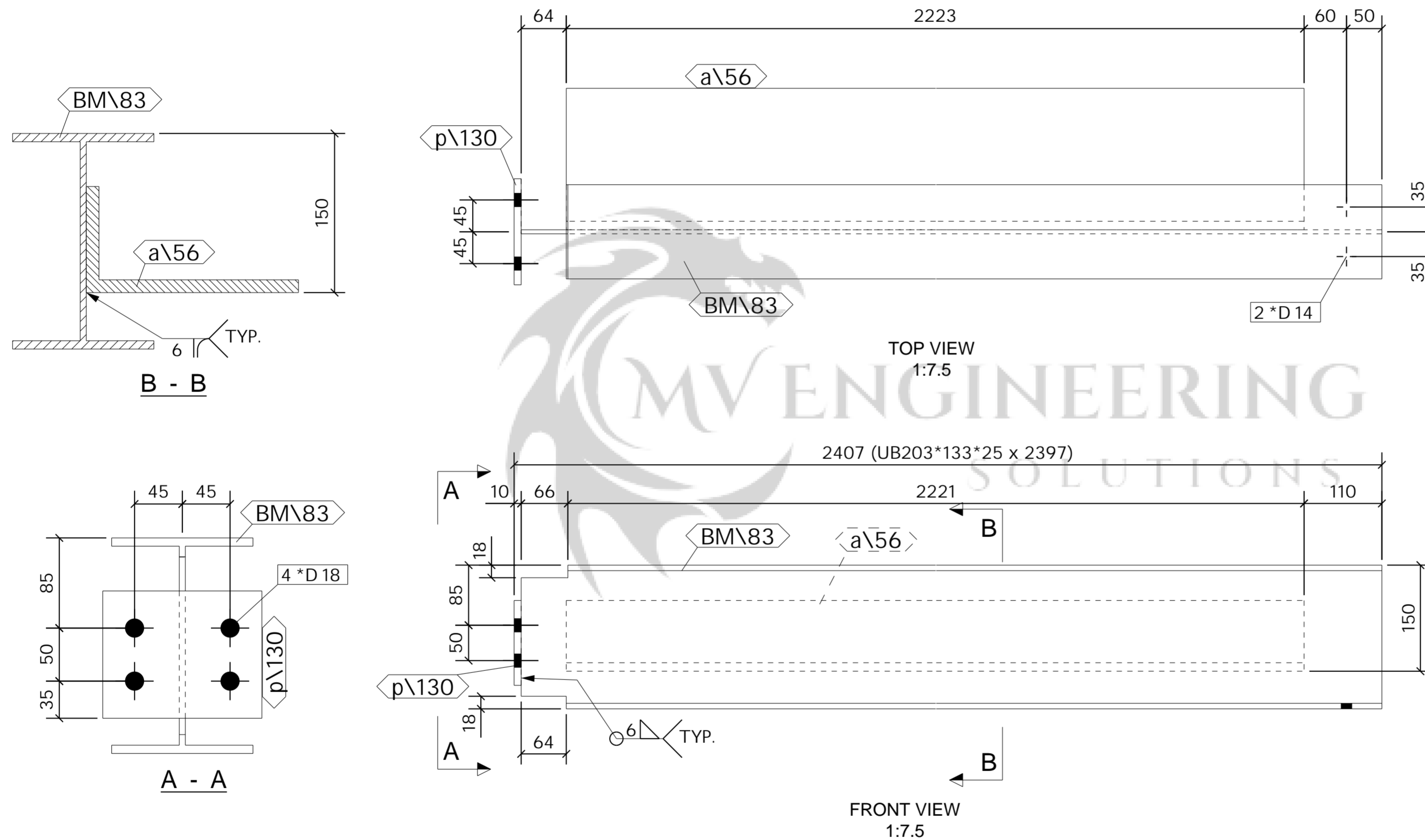
FINISH **S.B. & PRIME**

LOT **0** QTY **1**

PHASE **2** QTY **1**

**FABRICATION STATUS**

Sawn by: \_\_\_\_\_ Date: \_\_\_\_\_  
 Fabricated by: \_\_\_\_\_ Date: \_\_\_\_\_  
 Welded by: \_\_\_\_\_ Date: \_\_\_\_\_  
 Loaded by: \_\_\_\_\_ Date: \_\_\_\_\_  
 Checked by: \_\_\_\_\_ Date: \_\_\_\_\_



1 No. BEAM

REQUIRED AS DRAWN MARKED **BM\88**

ASSEMBLY / SUB ASSEMBLY STATUS	
1	THIS IS IT'S OWN ASSEMBLY

B	ISSUED FOR APPROVAL	PCS	01.05.2023	SK	01.05.2023
A	ISSUED FOR APPROVAL	PCS	24.04.2023	SK	24.04.2023
REV		By	Date	By	Date
MARK	DESCRIPTION	CREATED		CHECKED	

**CLIENT:** \_\_\_\_\_ **DATE CREATED:** 24.04.2023

**PROJECT:** Empress Ballroom **DRAWN BY:** PCS

**CONTRACT NO:** 323-20 **DRAWING NO:** [BM.88] **REV:** B

**SHOP MATERIAL LIST FOR 1 ASSEMBLY**

Mark	Size	Grade	No.	Length (mm)	Area (m) <sup>2</sup>	Weight (kg)
BM\84	UB203*133*25	S355	1	3060	2.808	74.5
a\61	RSA200*100*12	S275	1	2886	1.739	78.3
p\130	FLT10*120	S275	1	150	0.041	1.4
<b>Total</b>					<b>4.588</b>	<b>154.2</b>

**GENERAL NOTES**

All Holes to be **22 Dia UNO** Slot hole length is to outside  
 All Welds to be **6 FW. UNO**

All Steelwork Manufactured to:  
 BS EN 1090-2: Execution Class **EXC2** U.N.O.

FINISH **S.B. & PRIME**

LOT **0** QTY **1**

PHASE **2** QTY **1**

**FABRICATION STATUS**

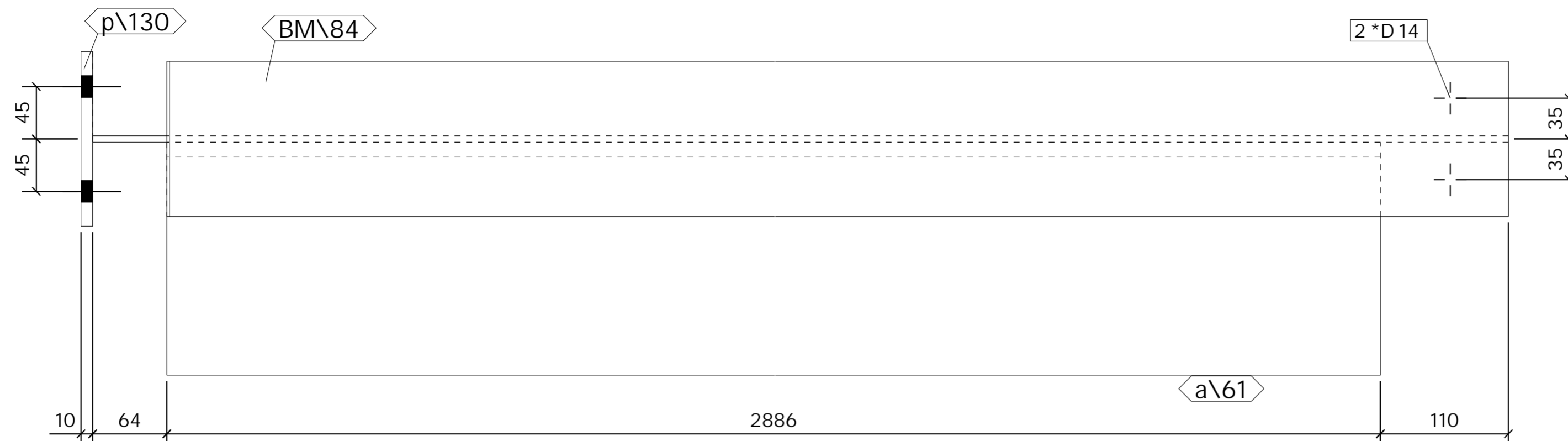
Sawn by: \_\_\_\_\_ Date: \_\_\_\_\_  
 Fabricated by: \_\_\_\_\_ Date: \_\_\_\_\_  
 Welded by: \_\_\_\_\_ Date: \_\_\_\_\_  
 Loaded by: \_\_\_\_\_ Date: \_\_\_\_\_  
 Checked by: \_\_\_\_\_ Date: \_\_\_\_\_

REV	DESCRIPTION	By	Date	By	Date
B	ISSUED FOR APPROVAL	PCS	01.05.2023	SK	01.05.2023
A	ISSUED FOR APPROVAL	PCS	24.04.2023	SK	24.04.2023
MARK	DESCRIPTION	CREATED		CHECKED	


**CLIENT:** \_\_\_\_\_ **DATE CREATED:** 24.04.2023

**PROJECT:** Empress Ballroom **DRAWN BY:** PCS

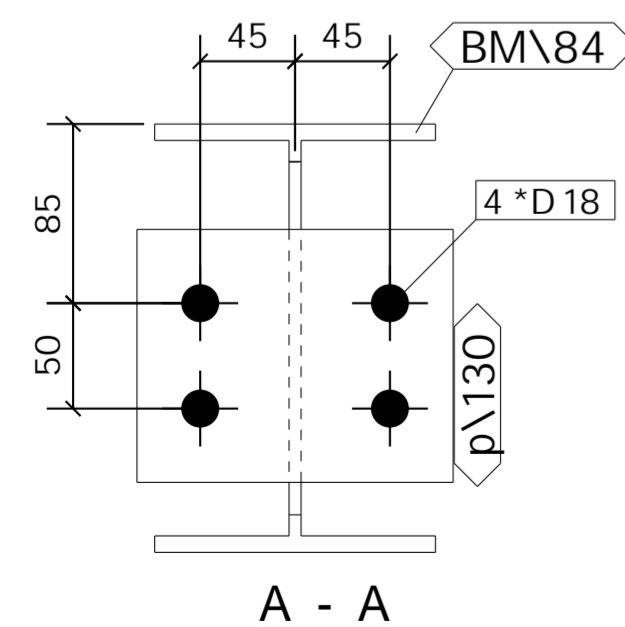
**CONTRACT NO:** 323-20 **DRAWING NO:** [BM.89] **REV:** B



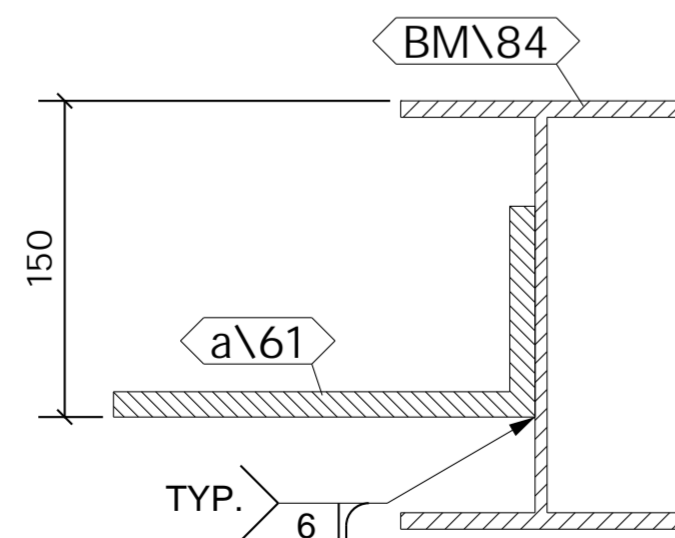
TOP VIEW  
1:5



FRONT VIEW  
1:5



A - A



B - B

1 No. BEAM

REQUIRED AS DRAWN MARKED **BM\89**

ASSEMBLY / SUB ASSEMBLY STATUS	
1	THIS IS IT'S OWN ASSEMBLY

**SHOP MATERIAL LIST FOR 1 ASSEMBLY**

Mark	Size	Grade	No.	Length (mm)	Area (m) <sup>2</sup>	Weight (kg)
BM\85	UB203*133*25	S355	1	3727	3.445	91.5
p\130	FLT10*120	S275	1	150	0.041	1.4
<b>Total</b>					<b>3.487</b>	<b>92.9</b>

**GENERAL NOTES**

All Holes to be **22** Dia UNO Slot hole length is to outside  
 All Welds to be **6** FW. UNO

All Steelwork Manufactured to:  
 BS EN 1090-2: Execution Class **EXC2** U.N.O.

FINISH **S.B. & PRIME**

LOT **0** QTY **1**

PHASE **2** QTY **1**

**FABRICATION STATUS**

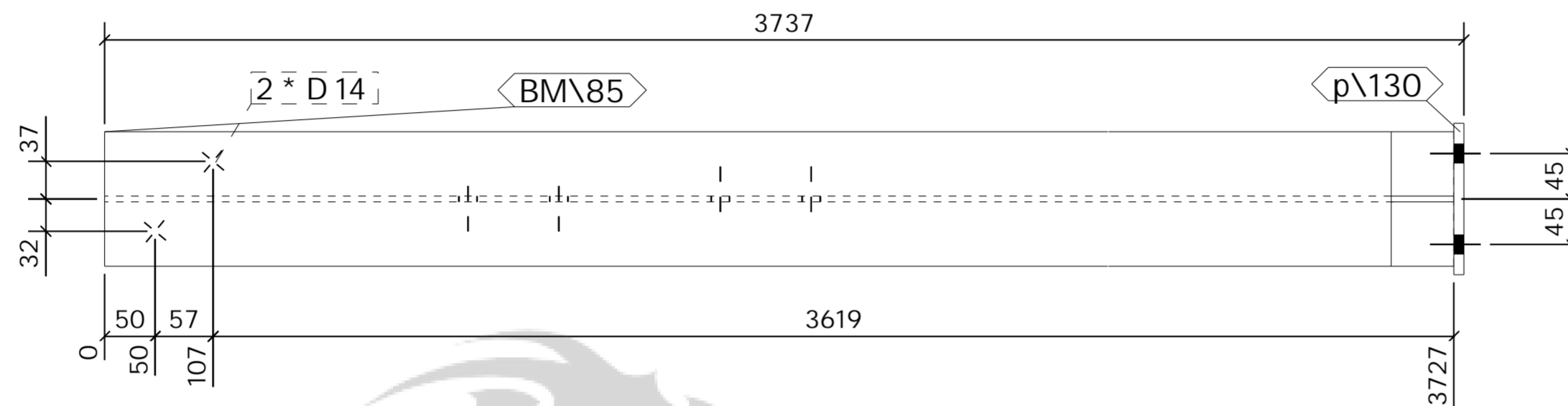
Sawn by: \_\_\_\_\_ Date: \_\_\_\_\_

Fabricated by: \_\_\_\_\_ Date: \_\_\_\_\_

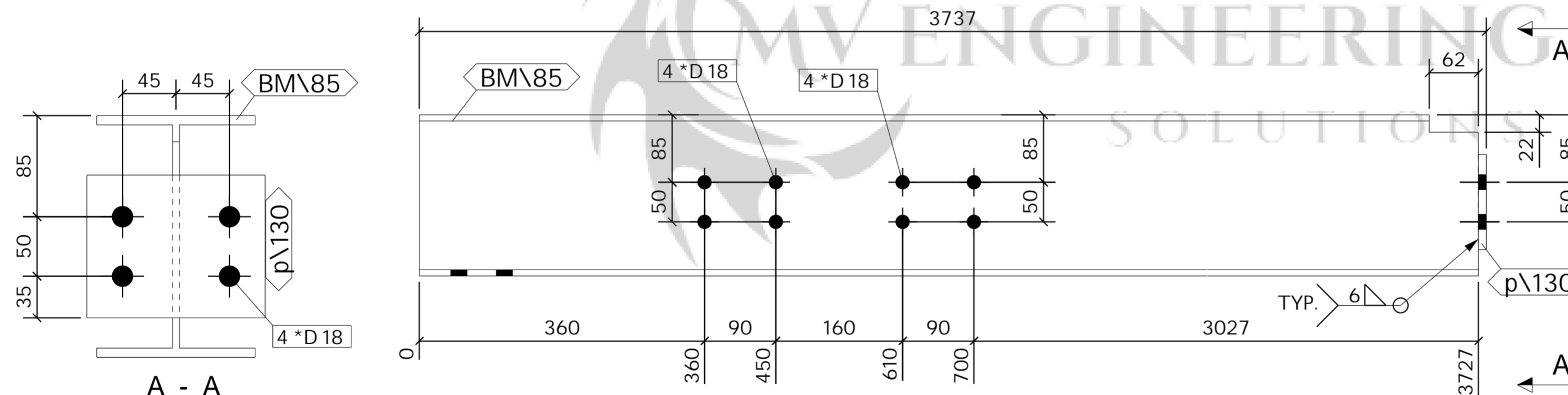
Welded by: \_\_\_\_\_ Date: \_\_\_\_\_

Loaded by: \_\_\_\_\_ Date: \_\_\_\_\_

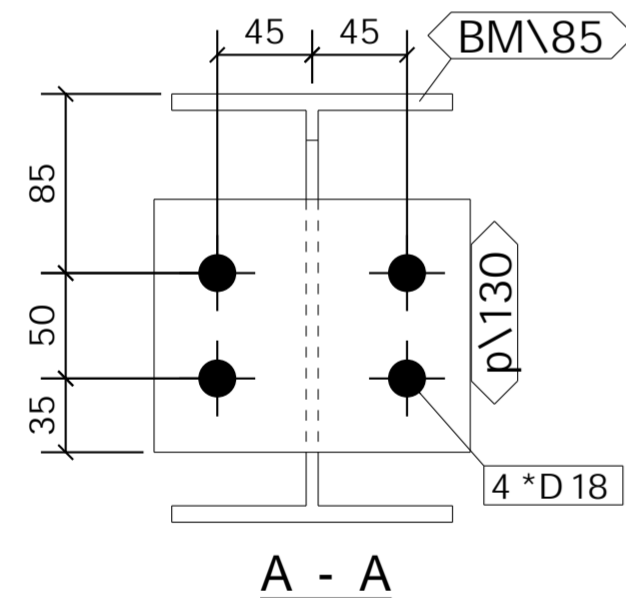
Checked by: \_\_\_\_\_ Date: \_\_\_\_\_



TOP VIEW  
1:7.5



FRONT VIEW  
1:7.5



A - A

1 No. BEAM

REQUIRED AS DRAWN MARKED BM\90

ASSEMBLY / SUB ASSEMBLY STATUS	
1	THIS IS IT'S OWN ASSEMBLY

B	ISSUED FOR APPROVAL	PCS	01.05.2023	SK	01.05.2023
A	ISSUED FOR APPROVAL	PCS	24.04.2023	SK	24.04.2023
REV		By	Date	By	Date
MARK	DESCRIPTION	CREATED		CHECKED	

**CLIENT:** \_\_\_\_\_ **DATE CREATED:** 24.04.2023

**PROJECT:** Empress Ballroom **DRAWN BY:** PCS

**CONTRACT NO:** 323-20 **DRAWING NO:** [BM.90] **REV:** B

**SHOP MATERIAL LIST FOR 1 ASSEMBLY**

Mark	Size	Grade	No.	Length (mm)	Area (m) <sup>2</sup>	Weight (kg)
BM\86	UB203*133*25	S355	1	3779	3.494	92.8
p\130	FLT10*120	S275	1	150	0.041	1.4
<b>Total</b>					3.535	94.2

**GENERAL NOTES**

All Holes to be **22** Dia UNO Slot hole length is to outside  
 All Welds to be **6** FW. UNO

All Steelwork Manufactured to:  
 BS EN 1090-2: Execution Class **EXC2** U.N.O.

FINISH **S.B. & PRIME**

LOT **0** QTY **1**

PHASE **2** QTY **1**

**FABRICATION STATUS**

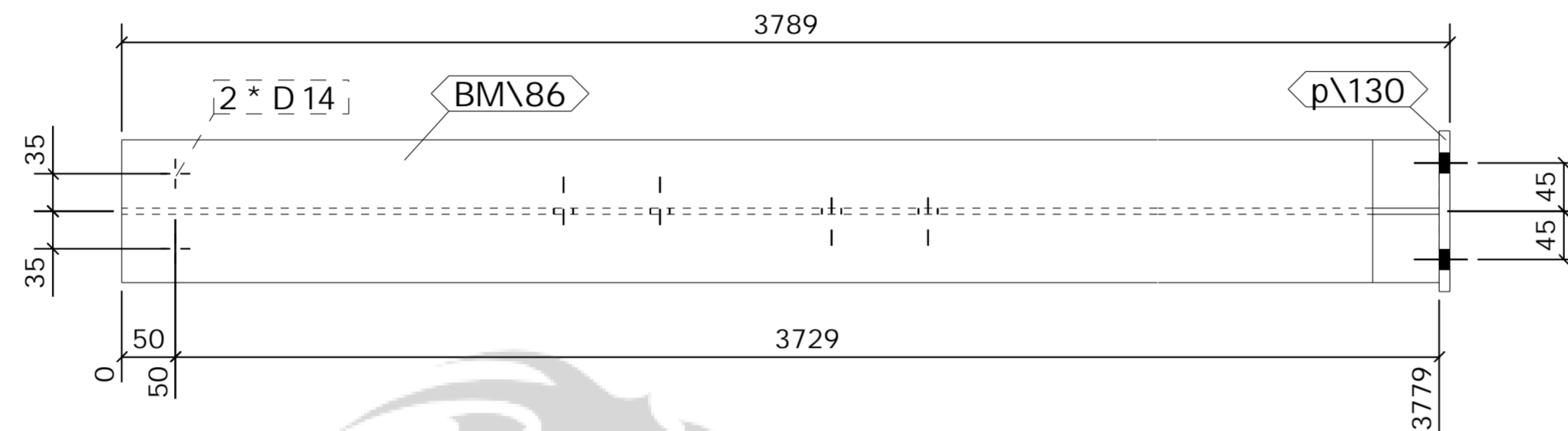
Sawn by: \_\_\_\_\_ Date: \_\_\_\_\_

Fabricated by: \_\_\_\_\_ Date: \_\_\_\_\_

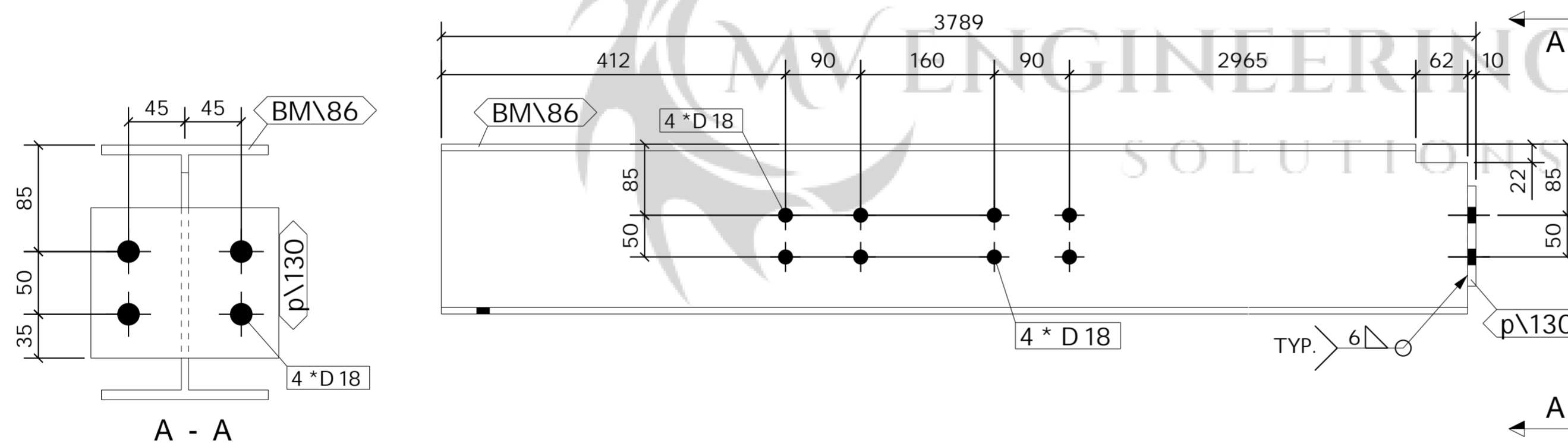
Welded by: \_\_\_\_\_ Date: \_\_\_\_\_

Loaded by: \_\_\_\_\_ Date: \_\_\_\_\_

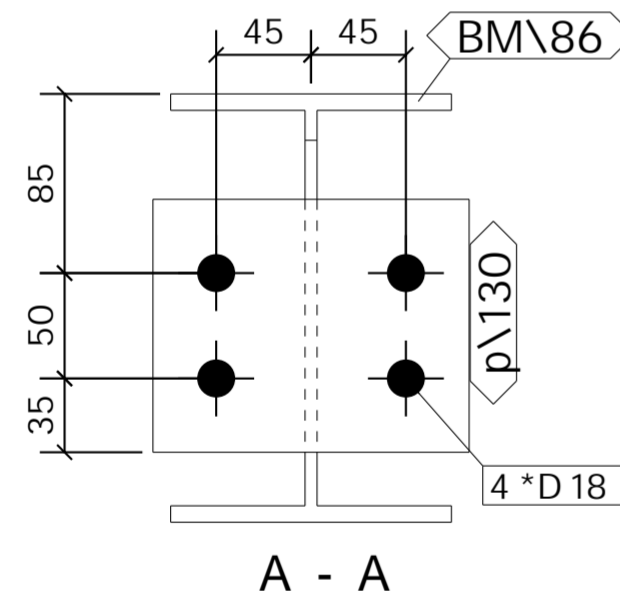
Checked by: \_\_\_\_\_ Date: \_\_\_\_\_



TOP VIEW  
1:7.5



FRONT VIEW  
1:7.5



A - A

1 No. BEAM

REQUIRED AS DRAWN MARKED BM\91

ASSEMBLY / SUB ASSEMBLY STATUS	
1	THIS IS IT'S OWN ASSEMBLY

B	ISSUED FOR APPROVAL	PCS	01.05.2023	SK	01.05.2023
A	ISSUED FOR APPROVAL	PCS	24.04.2023	SK	24.04.2023
REV		By	Date	By	Date
MARK	DESCRIPTION	CREATED		CHECKED	

**CLIENT:** \_\_\_\_\_ **DATE CREATED:** 24.04.2023

**PROJECT:** Empress Ballroom **DRAWN BY:** PCS

**CONTRACT NO:** 323-20 **DRAWING NO:** [BM.91] **REV:** B

**SHOP MATERIAL LIST FOR 1 ASSEMBLY**

Mark	Size	Grade	No.	Length (mm)	Area (m) <sup>2</sup>	Weight (kg)
BM\87	UB203*133*25	S355	1	3683	3.373	89.5
p\130	FLT10*120	S275	2	150	0.083	2.8
<b>Total</b>					3.456	92.3

**GENERAL NOTES**

All Holes to be **22** Dia UNO Slot hole length is to outside  
 All Welds to be **6** FW. UNO

All Steelwork Manufactured to:  
 BS EN 1090-2: Execution Class **EXC2** U.N.O.

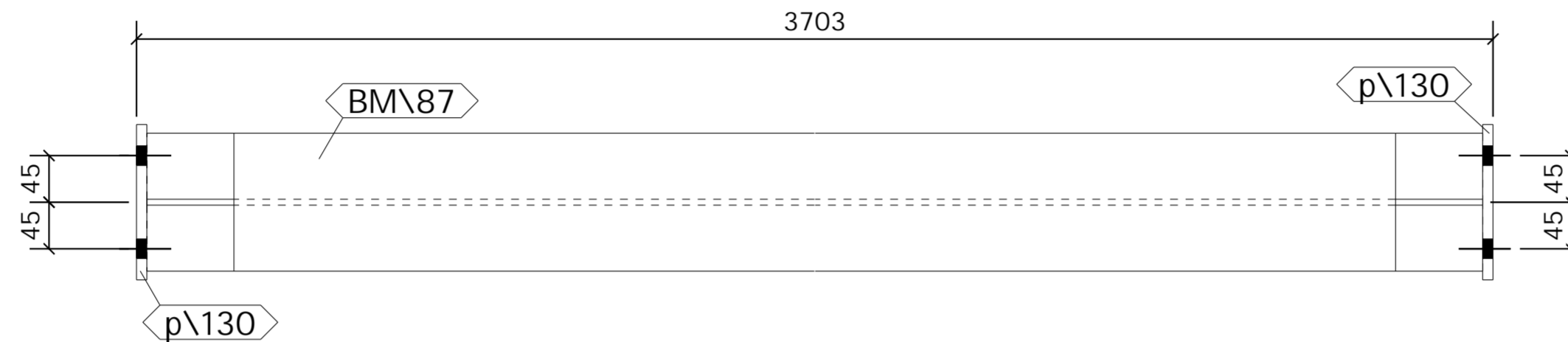
FINISH **S.B. & PRIME**

LOT **0** QTY **1**

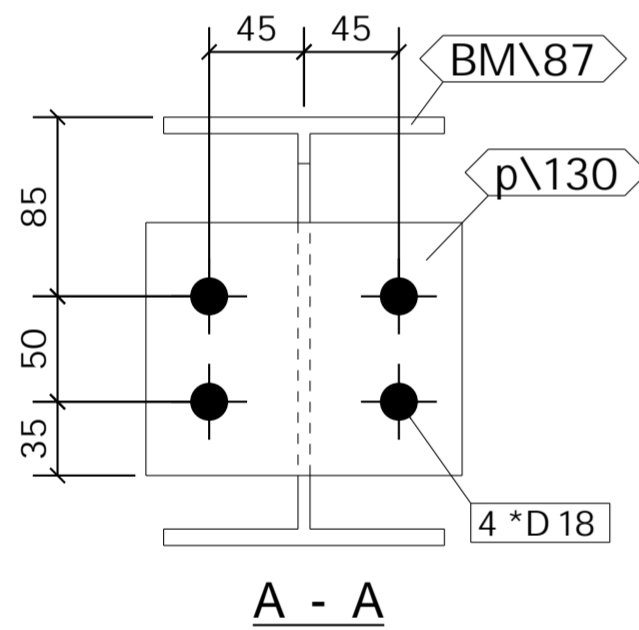
PHASE **2** QTY **1**

**FABRICATION STATUS**


Sawn by: \_\_\_\_\_ Date: \_\_\_\_\_  
 Fabricated by: \_\_\_\_\_ Date: \_\_\_\_\_  
 Welded by: \_\_\_\_\_ Date: \_\_\_\_\_  
 Loaded by: \_\_\_\_\_ Date: \_\_\_\_\_  
 Checked by: \_\_\_\_\_ Date: \_\_\_\_\_



TOP VIEW  
1:7.5



A - A



FRONT VIEW  
1:7.5

1 No. BEAM

REQUIRED AS DRAWN MARKED **BM\92**

ASSEMBLY / SUB ASSEMBLY STATUS	
1	THIS IS IT'S OWN ASSEMBLY

B	ISSUED FOR APPROVAL	PCS	01.05.2023	SK	01.05.2023
A	ISSUED FOR APPROVAL	PCS	24.04.2023	SK	24.04.2023
REV		By	Date	By	Date
MARK	DESCRIPTION	CREATED		CHECKED	

**CLIENT:** \_\_\_\_\_ **DATE CREATED:** 24.04.2023

**PROJECT:** Empress Ballroom **DRAWN BY:** PCS

**CONTRACT NO:** 323-20 **DRAWING NO:** [BM.92] **REV:** B

**SHOP MATERIAL LIST FOR 1 ASSEMBLY**

Mark	Size	Grade	No.	Length (mm)	Area (m) <sup>2</sup>	Weight (kg)
BM\88	UB203*133*25	S355	1	2952	2.727	72.4
a\54	RSA200*100*12	S275	2	1975	2.383	107.1
p\123	FLT10*120	S275	1	150	0.041	1.4
				<b>Total</b>	5.152	180.9

**GENERAL NOTES**

All Holes to be **22** Dia UNO Slot hole length is to outside  
 All Welds to be **6** FW. UNO

All Steelwork Manufactured to:  
 BS EN 1090-2: Execution Class **EXC2** U.N.O.

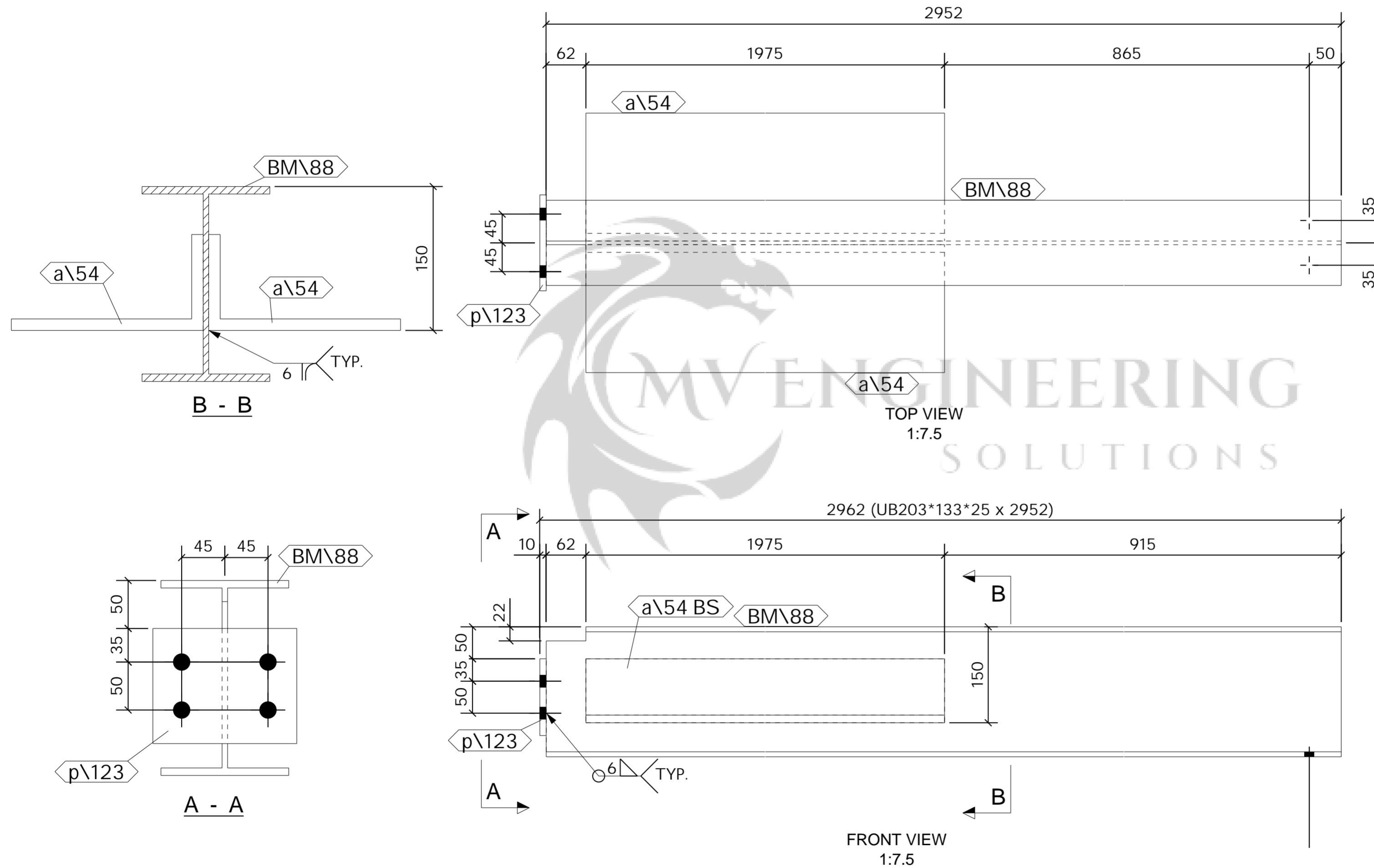
FINISH **S.B. & PRIME**

LOT **0** QTY **1**

PHASE **2** QTY **1**

**FABRICATION STATUS**

Sawn by: \_\_\_\_\_ Date: \_\_\_\_\_  
 Fabricated by: \_\_\_\_\_ Date: \_\_\_\_\_  
 Welded by: \_\_\_\_\_ Date: \_\_\_\_\_  
 Loaded by: \_\_\_\_\_ Date: \_\_\_\_\_  
 Checked by: \_\_\_\_\_ Date: \_\_\_\_\_



1 No. BEAM

REQUIRED AS DRAWN MARKED BM\93

ASSEMBLY / SUB ASSEMBLY STATUS	
1	THIS IS IT'S OWN ASSEMBLY

REV	DESCRIPTION	By	Date	By	Date
B	ISSUED FOR APPROVAL	PCS	01.05.2023	SK	01.05.2023
A	ISSUED FOR APPROVAL	PCS	24.04.2023	SK	24.04.2023
MARK	DESCRIPTION	CREATED		CHECKED	

**CLIENT:** \_\_\_\_\_ **DATE CREATED:** 24.04.2023  
**PROJECT:** Empress Ballroom **DRAWN BY:** PCS  
**CONTRACT NO:** 323-20 **DRAWING NO:** [BM.93] **REV:** B

**SHOP MATERIAL LIST FOR 1 ASSEMBLY**

Mark	Size	Grade	No.	Length (mm)	Area (m) <sup>2</sup>	Weight (kg)
BM\89	UB203*133*25	S355	1	2810	2.595	68.9
a\63	RSA200*100*12	S275	2	2638	3.179	143.1
p\130	FLT10*120	S275	1	150	0.041	1.4
<b>Total</b>					<b>5.816</b>	<b>213.4</b>

**GENERAL NOTES**

All Holes to be **22 Dia UNO** Slot hole length is to outside  
 All Welds to be **6 FW. UNO**

All Steelwork Manufactured to:  
 BS EN 1090-2: Execution Class **EXC2** U.N.O.

FINISH **S.B. & PRIME**

LOT **0** QTY **1**

PHASE **2** QTY **1**

**FABRICATION STATUS**

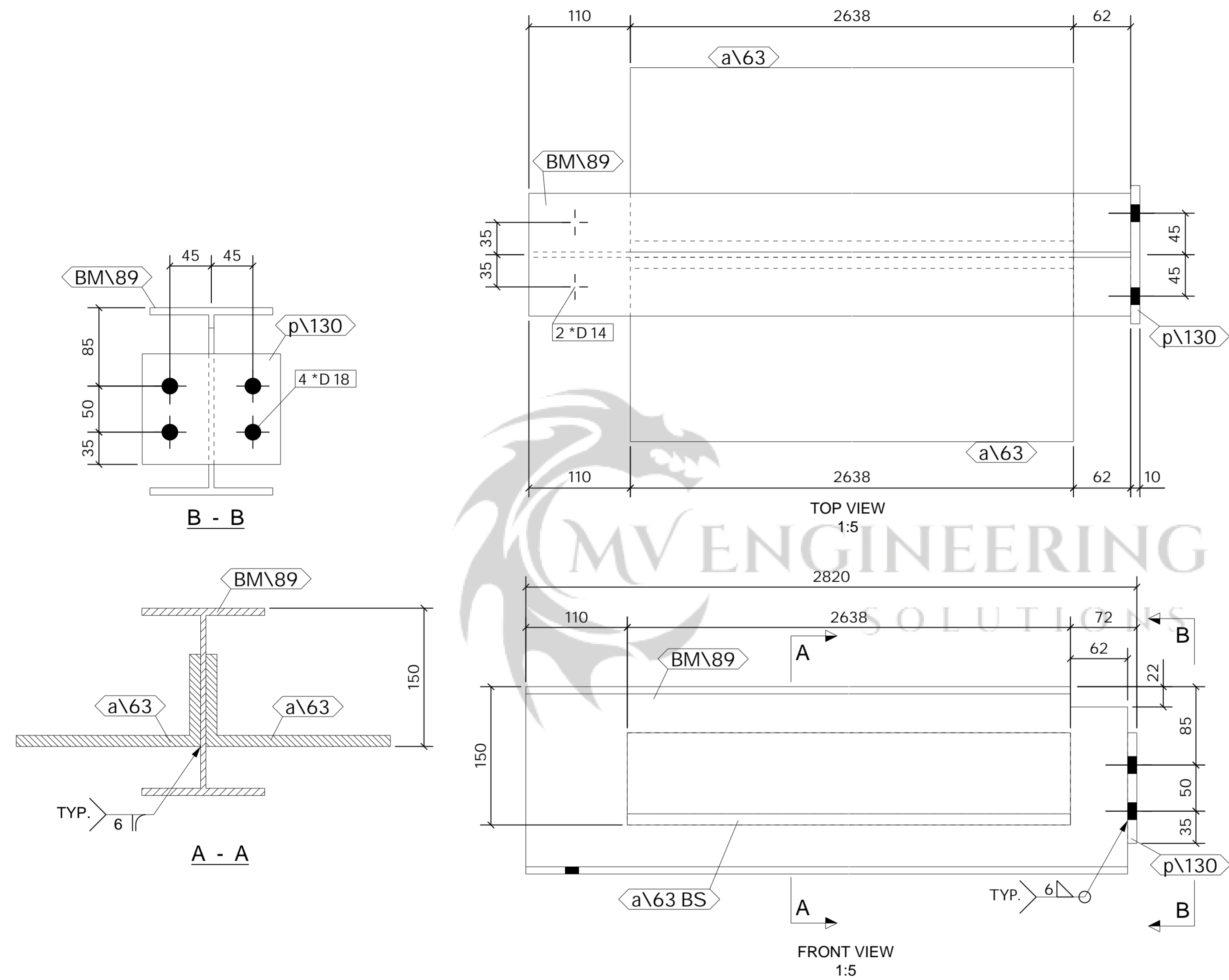
Sawn by: \_\_\_\_\_ Date: \_\_\_\_\_  
 Fabricated by: \_\_\_\_\_ Date: \_\_\_\_\_  
 Welded by: \_\_\_\_\_ Date: \_\_\_\_\_  
 Loaded by: \_\_\_\_\_ Date: \_\_\_\_\_  
 Checked by: \_\_\_\_\_ Date: \_\_\_\_\_

REV	MARK	DESCRIPTION	By	Date	By	Date
			CREATED		CHECKED	
B		ISSUED FOR APPROVAL	PCS	01.05.2023	SK	01.05.2023
A		ISSUED FOR APPROVAL	PCS	24.04.2023	SK	24.04.2023

**CLIENT:** \_\_\_\_\_ **DATE CREATED:** 24.04.2023

**PROJECT:** Empress Ballroom **DRAWN BY:** PCS

**CONTRACT NO:** 323-20 **DRAWING NO:** [BM.94] **REV:** B



1 No. BEAM

REQUIRED AS DRAWN MARKED BM\94

ASSEMBLY / SUB ASSEMBLY STATUS	
1	THIS IS IT'S OWN ASSEMBLY

**SHOP MATERIAL LIST FOR 1 ASSEMBLY**

Mark	Size	Grade	No.	Length (mm)	Area (m) <sup>2</sup>	Weight (kg)
BM\90	UB203*133*25	S355	1	3300	3.068	81.5
p\122	BL10*63.8	S275	2	188	0.057	1.9
<b>Total</b>					3.125	83.4

**GENERAL NOTES**

All Holes to be **22** Dia UNO Slot hole length is to outside  
 All Welds to be **6** FW. UNO

All Steelwork Manufactured to:  
 BS EN 1090-2: Execution Class **EXC2** U.N.O.

FINISH **S.B. & PRIME**

LOT **0** QTY **1**

PHASE **2** QTY **1**

**FABRICATION STATUS**

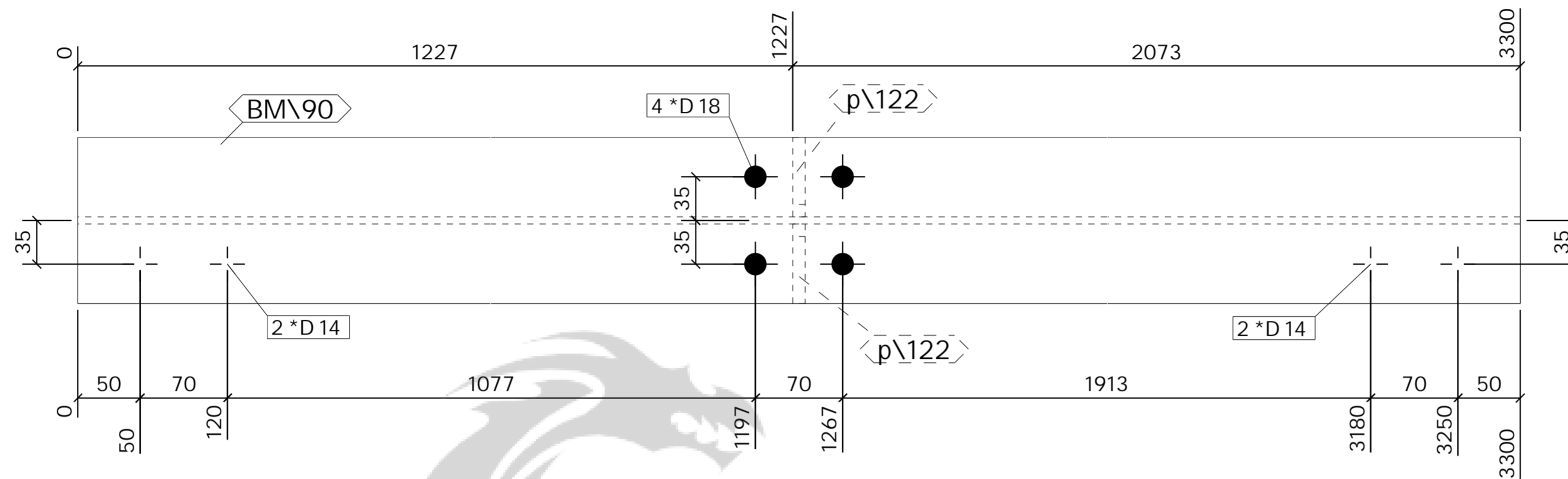
Sawn by: \_\_\_\_\_ Date: \_\_\_\_\_

Fabricated by: \_\_\_\_\_ Date: \_\_\_\_\_

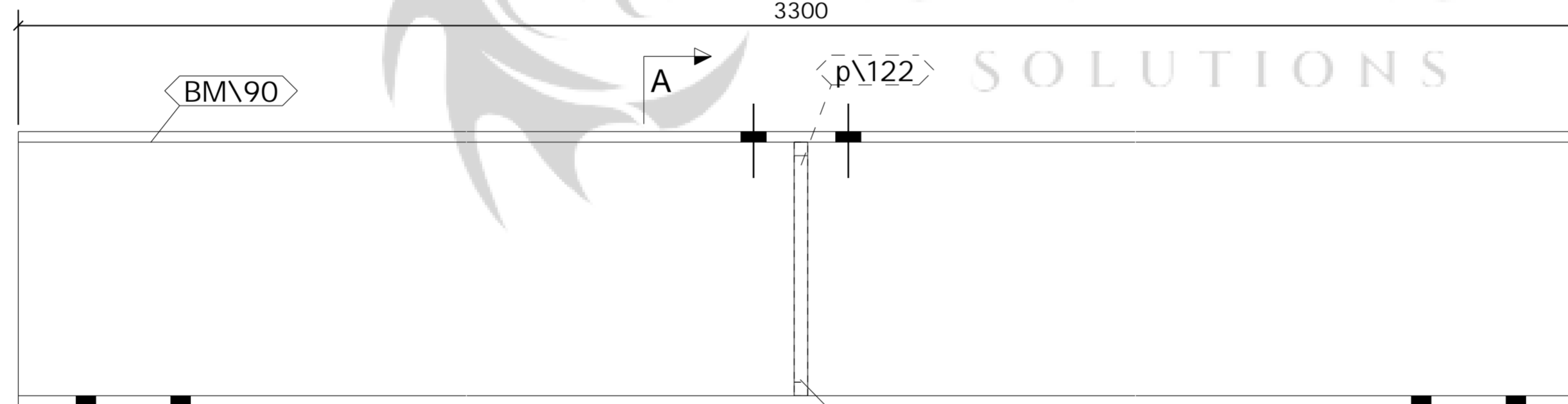
Welded by: \_\_\_\_\_ Date: \_\_\_\_\_

Loaded by: \_\_\_\_\_ Date: \_\_\_\_\_

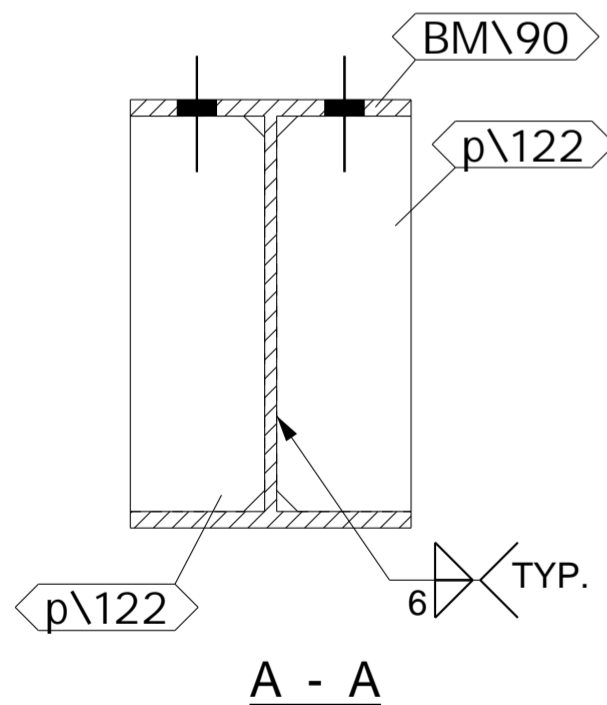
Checked by: \_\_\_\_\_ Date: \_\_\_\_\_



TOP VIEW  
1:5



FRONT VIEW  
1:5



A - A

1 No. BEAM

REQUIRED AS DRAWN MARKED BM\95

ASSEMBLY / SUB ASSEMBLY STATUS	
1	THIS IS IT'S OWN ASSEMBLY

REV	DESCRIPTION	By	Date	By	Date
B	ISSUED FOR APPROVAL	PCS	01.05.2023	SK	01.05.2023
A	ISSUED FOR APPROVAL	PCS	24.04.2023	SK	24.04.2023
MARK	DESCRIPTION	CREATED		CHECKED	

**CLIENT:** \_\_\_\_\_ **DATE CREATED:** 24.04.2023

**PROJECT:** Empress Ballroom **DRAWN BY:** PCS

**CONTRACT NO:** 323-20 **DRAWING NO:** [BM.95] **REV:** B



**SHOP MATERIAL LIST FOR 1 ASSEMBLY**

Mark	Size	Grade	No.	Length (mm)	Area (m) <sup>2</sup>	Weight (kg)
BM\91	UB203*133*25	S355	1	2063	1.920	51.0
a\55	RSA200*100*12	S275	2	1903	2.297	103.2
p\131	FLT10*120	S275	1	150	0.041	1.4
<b>Total</b>					<b>4.259</b>	<b>155.6</b>

**GENERAL NOTES**

All Holes to be **22 Dia UNO** Slot hole length is to outside  
 All Welds to be **6 FW. UNO**

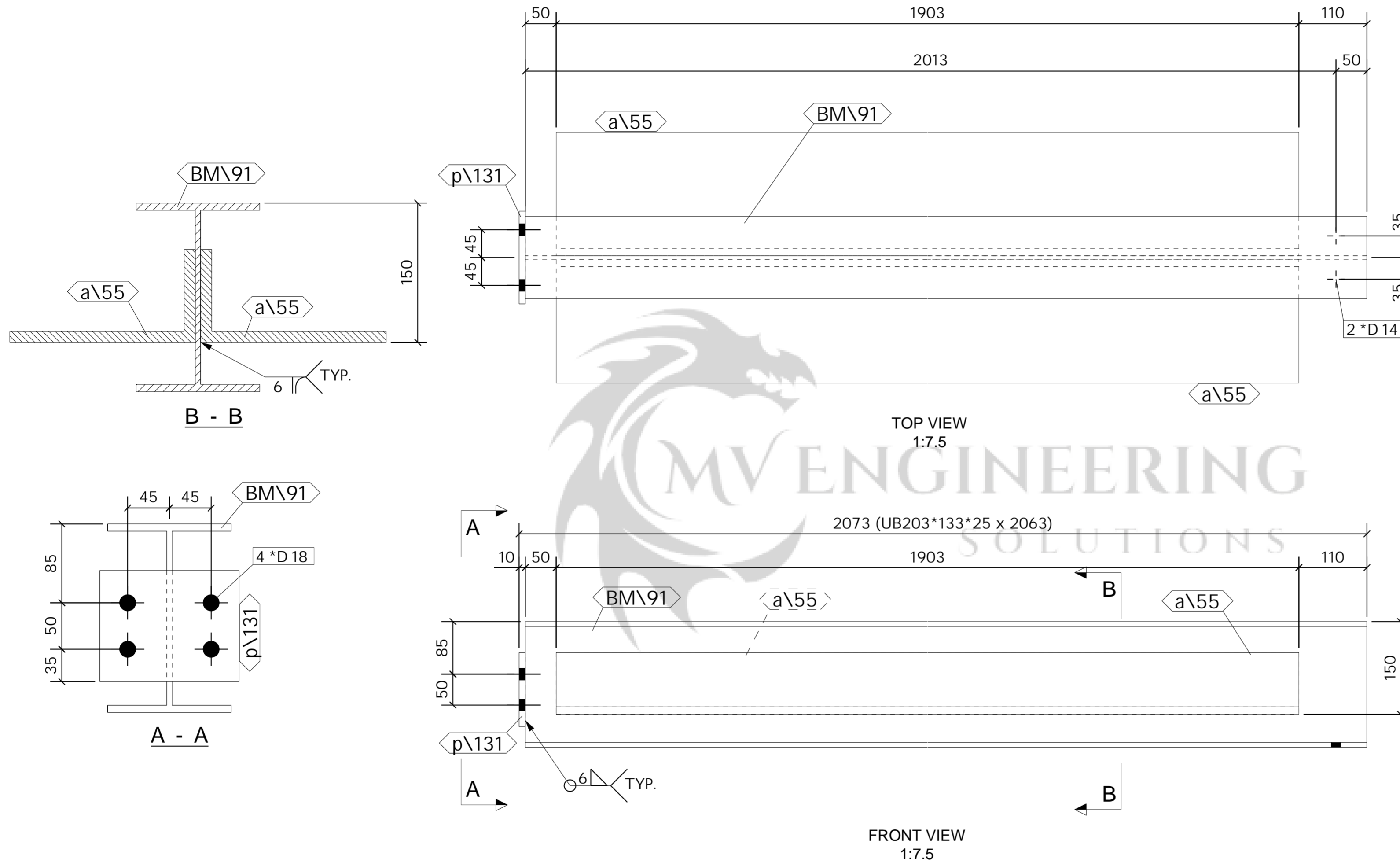
All Steelwork Manufactured to:  
 BS EN 1090-2: Execution Class **EXC2** U.N.O.

FINISH **S.B. & PRIME**

LOT **0** QTY **1**  
 PHASE **2** QTY **1**

**FABRICATION STATUS**

Sawn by: \_\_\_\_\_ Date: \_\_\_\_\_  
 Fabricated by: \_\_\_\_\_ Date: \_\_\_\_\_  
 Welded by: \_\_\_\_\_ Date: \_\_\_\_\_  
 Loaded by: \_\_\_\_\_ Date: \_\_\_\_\_  
 Checked by: \_\_\_\_\_ Date: \_\_\_\_\_



1 No. BEAM

REQUIRED AS DRAWN MARKED **BM\96**

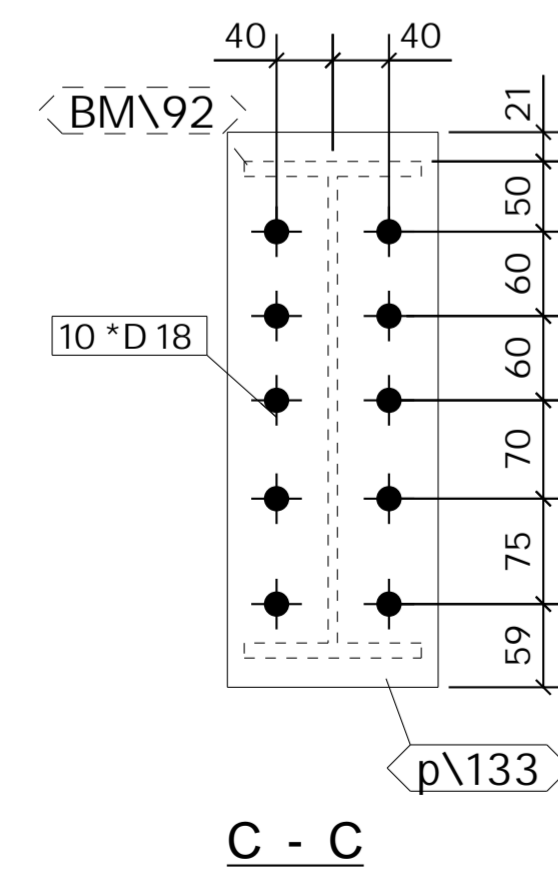
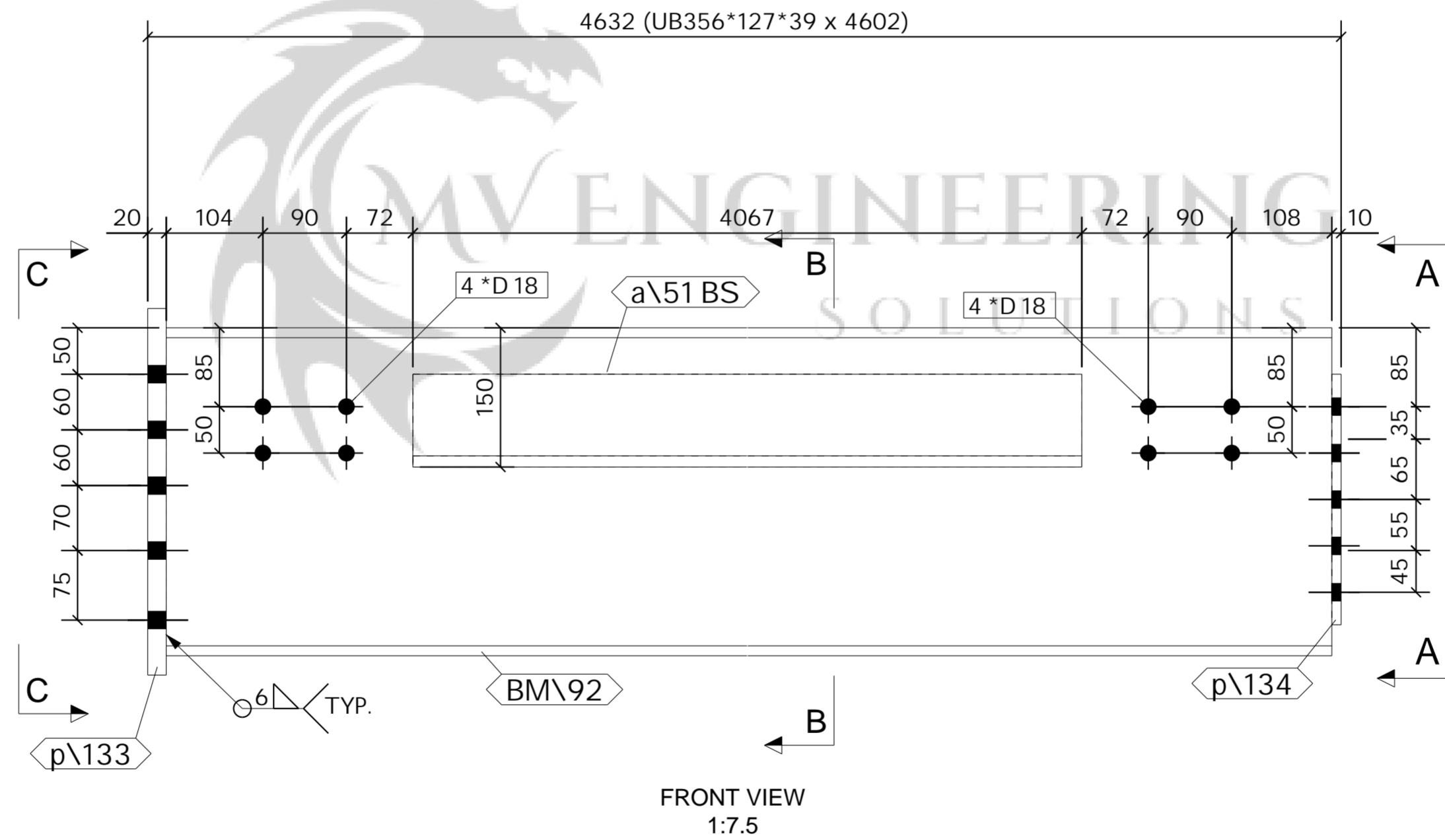
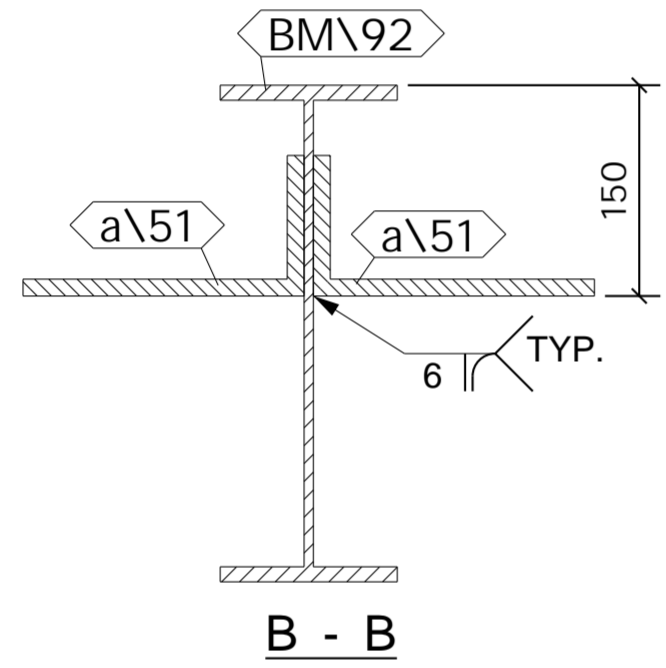
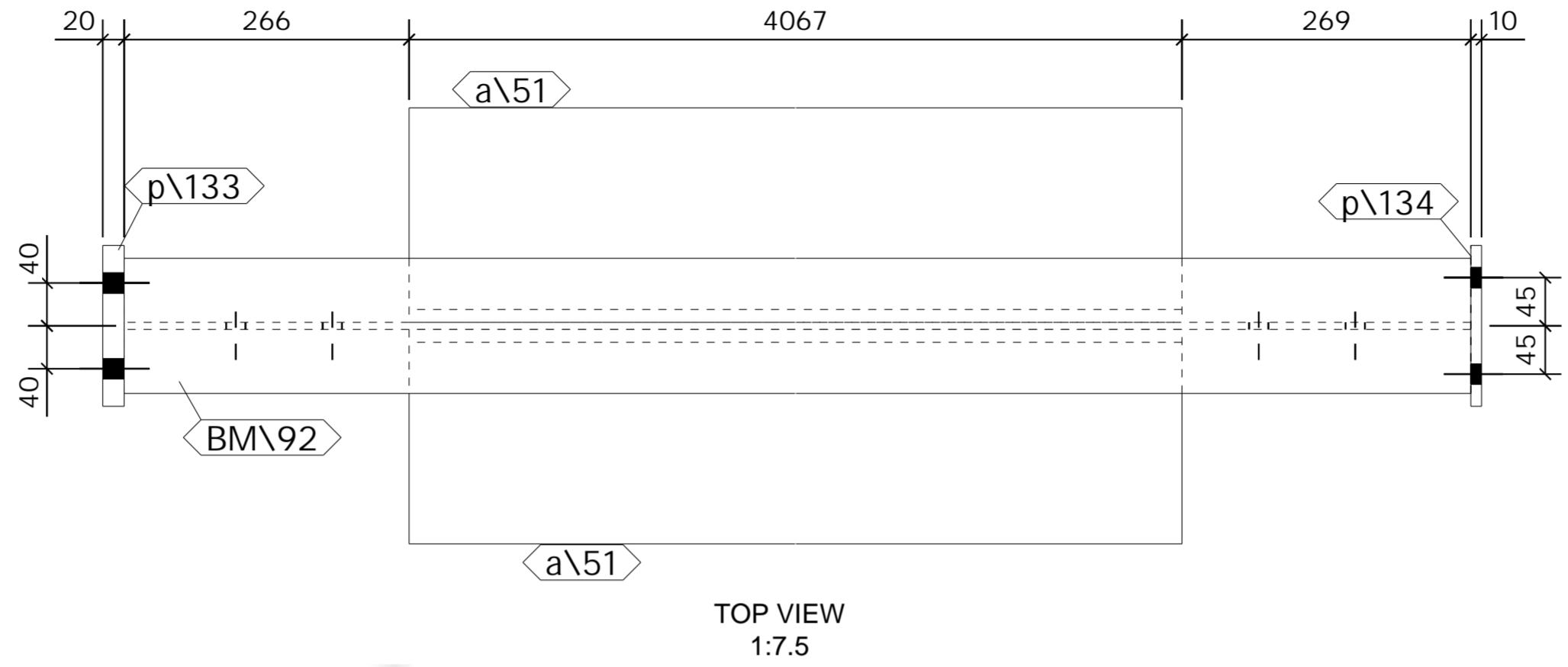
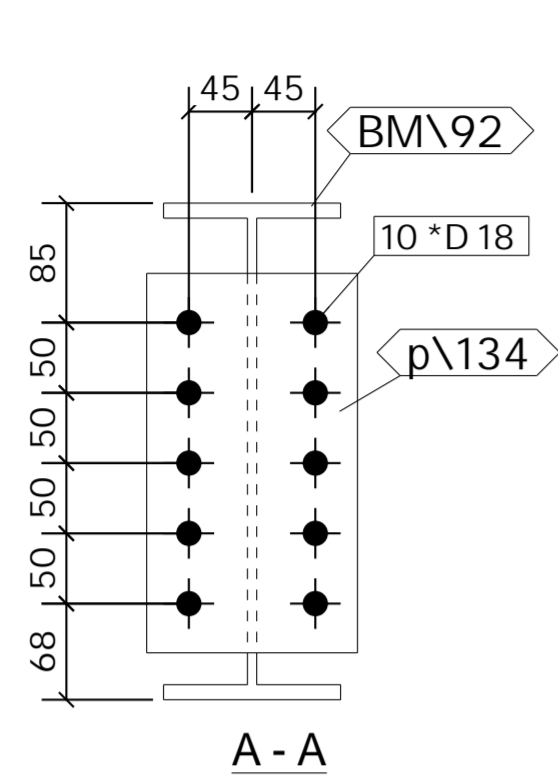
ASSEMBLY / SUB ASSEMBLY STATUS	
1	THIS IS IT'S OWN ASSEMBLY

B	ISSUED FOR APPROVAL	PCS	01.05.2023	SK	01.05.2023
A	ISSUED FOR APPROVAL	PCS	24.04.2023	SK	24.04.2023
REV		By	Date	By	Date
MARK	DESCRIPTION	CREATED		CHECKED	

**CLIENT:** \_\_\_\_\_ **DATE CREATED:** 24.04.2023

**PROJECT:** Empress Ballroom **DRAWN BY:** PCS

**CONTRACT NO:** 323-20 **DRAWING NO:** [BM.96] **REV:** B



**SHOP MATERIAL LIST FOR 1 ASSEMBLY**

Mark	Size	Grade	No.	Length (mm)	Area (m) <sup>2</sup>	Weight (kg)
BM\92	UB356*127*39	S355	1	4602	5.521	176.6
a\51	RSA200*100*12	S275	2	4067	4.894	220.7
p\133	FLT20*150	S275	1	395	0.140	9.3
p\134	FLT10*150	S275	1	270	0.089	3.2
<b>Total</b>					10.645	409.7

**GENERAL NOTES**

All Holes to be 22 Dia UNO Slot hole length is to outside  
 All Welds to be 6 FW. UNO

All Steelwork Manufactured to:  
 BS EN 1090-2: Execution Class **EXC2** U.N.O.

FINISH	S.B. & PRIME
LOT 0	QTY 1
PHASE 2	QTY 1

**FABRICATION STATUS**

Sawn by: \_\_\_\_\_ Date: \_\_\_\_\_  
 Fabricated by: \_\_\_\_\_ Date: \_\_\_\_\_  
 Welded by: \_\_\_\_\_ Date: \_\_\_\_\_  
 Loaded by: \_\_\_\_\_ Date: \_\_\_\_\_  
 Checked by: \_\_\_\_\_ Date: \_\_\_\_\_

REV	DESCRIPTION	By	Date	By	Date
B	ISSUED FOR APPROVAL	PCS	01.05.2023	SK	01.05.2023
A	ISSUED FOR APPROVAL	PCS	24.04.2023	SK	24.04.2023
MARK	DESCRIPTION	CREATED		CHECKED	

**CLIENT:** Empress Ballroom  
**DATE CREATED:** 24.04.2023  
**PROJECT:** Empress Ballroom  
**DRAWN BY:** PCS  
**CONTRACT NO:** 323-20  
**DRAWING NO:** [BM.97]  
**REV:** B

1 No. BEAM REQUIRED AS DRAWN MARKED BM\97

ASSEMBLY / SUB ASSEMBLY STATUS
1 THIS IS IT'S OWN ASSEMBLY

**SHOP MATERIAL LIST FOR 1 ASSEMBLY**

Mark	Size	Grade	No.	Length (mm)	Area (m) <sup>2</sup>	Weight (kg)
BM\93	UB356*127*39	S355	1	4774	5.656	180.4
a\50	RSA200*100*12	S275	2	4575	5.503	248.2
p\134	FLT10*150	S275	2	270	0.179	6.4
<b>Total</b>					11.338	434.9

**GENERAL NOTES**

All Holes to be **22 Dia UNO** Slot hole length is to outside  
 All Welds to be **6 FW. UNO**

All Steelwork Manufactured to:  
 BS EN 1090-2: Execution Class **EXC2** U.N.O.

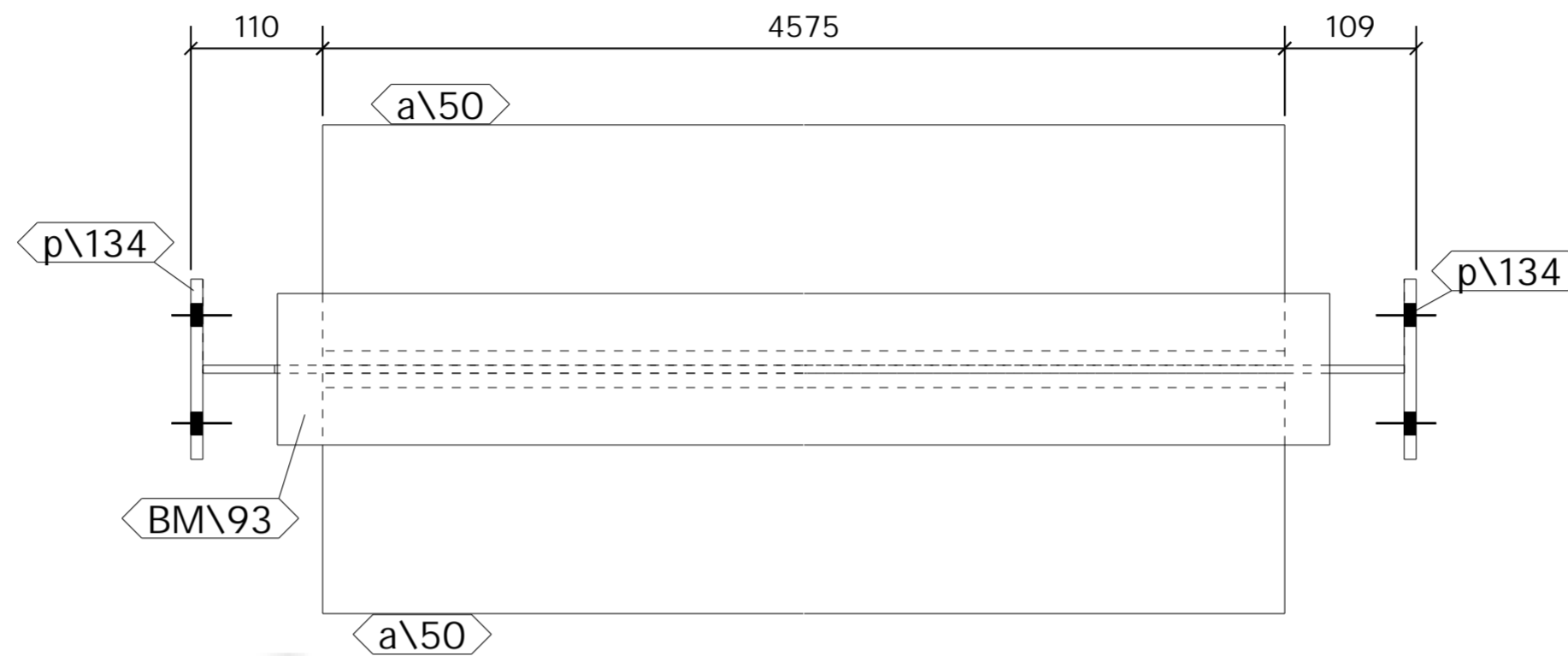
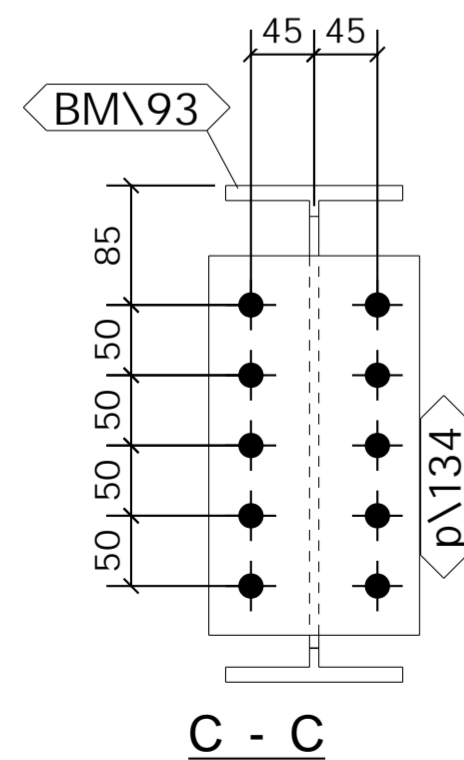
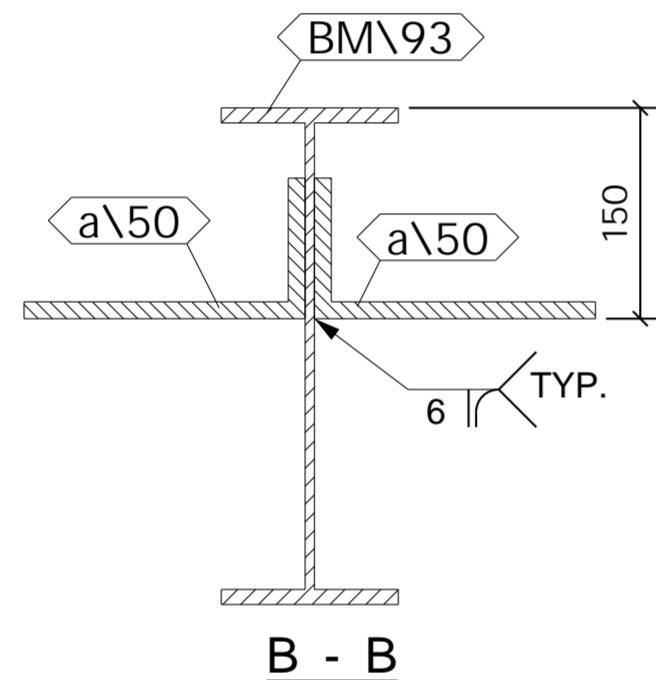
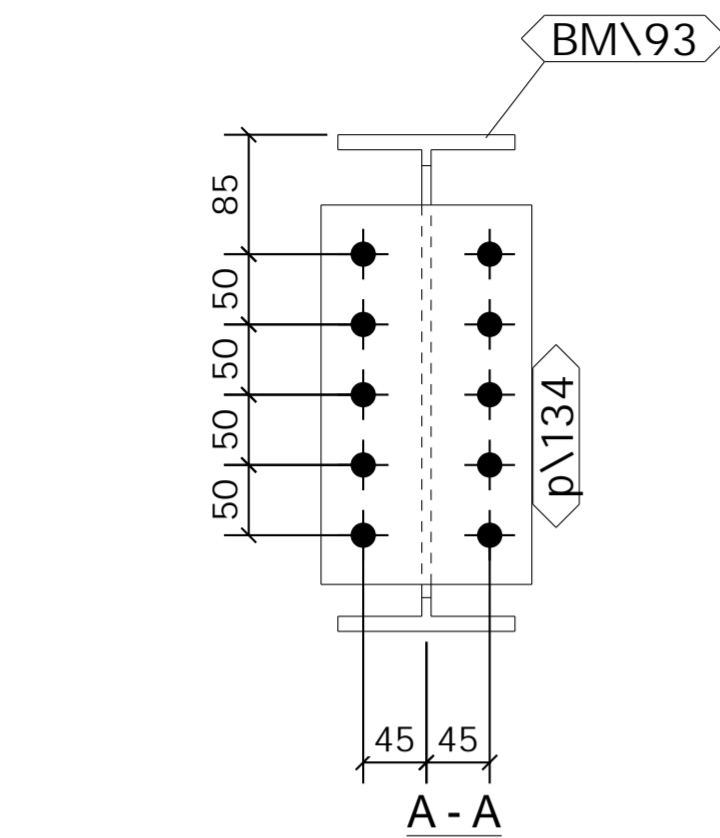
FINISH **S.B. & PRIME**

LOT **0** QTY **1**

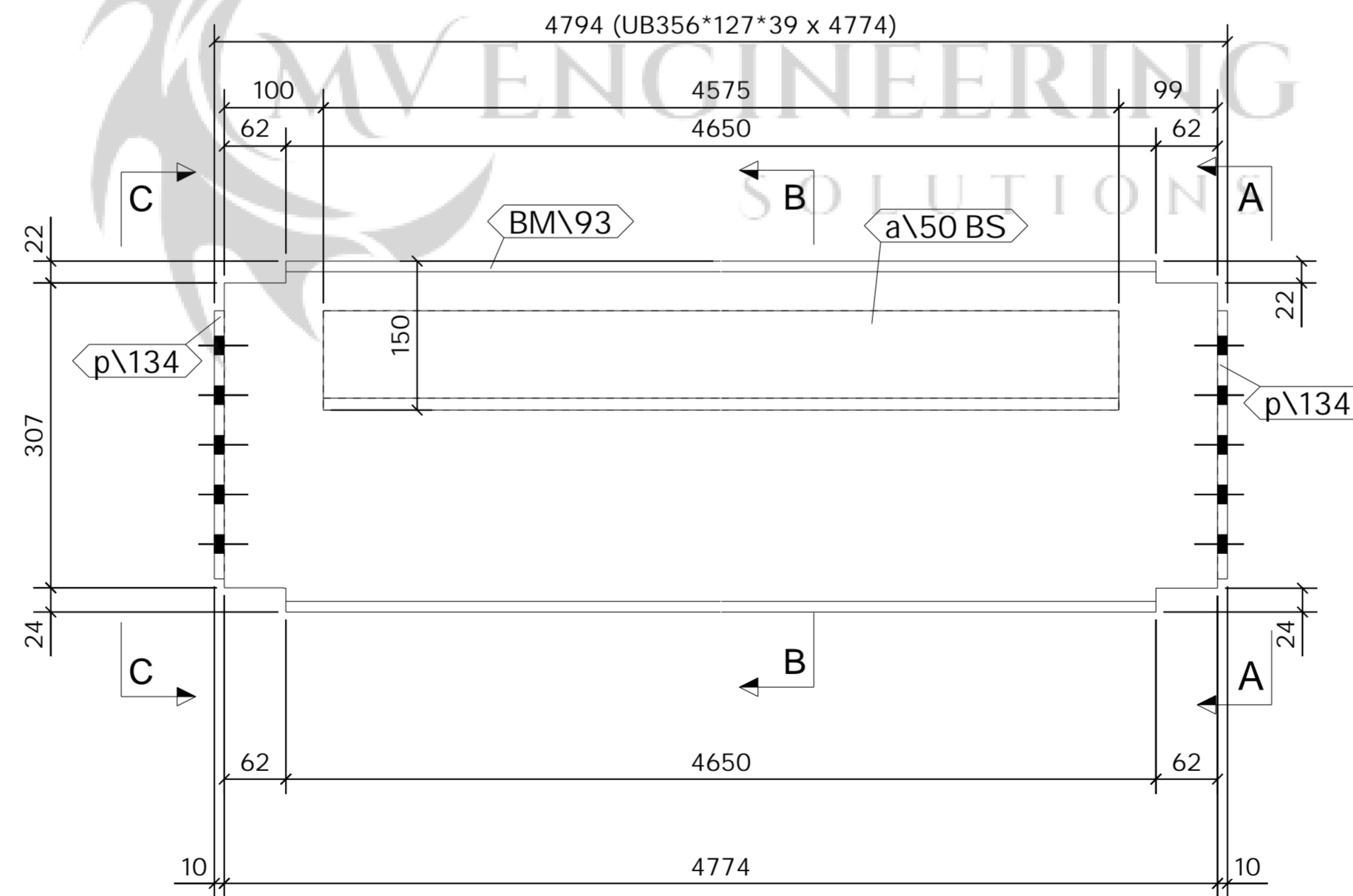
PHASE **2** QTY **1**

**FABRICATION STATUS**

Sawn by: \_\_\_\_\_ Date: \_\_\_\_\_  
 Fabricated by: \_\_\_\_\_ Date: \_\_\_\_\_  
 Welded by: \_\_\_\_\_ Date: \_\_\_\_\_  
 Loaded by: \_\_\_\_\_ Date: \_\_\_\_\_  
 Checked by: \_\_\_\_\_ Date: \_\_\_\_\_



TOP VIEW  
1:7.5



FRONT VIEW  
1:7.5

1 No. BEAM

REQUIRED AS DRAWN MARKED **BM\98**

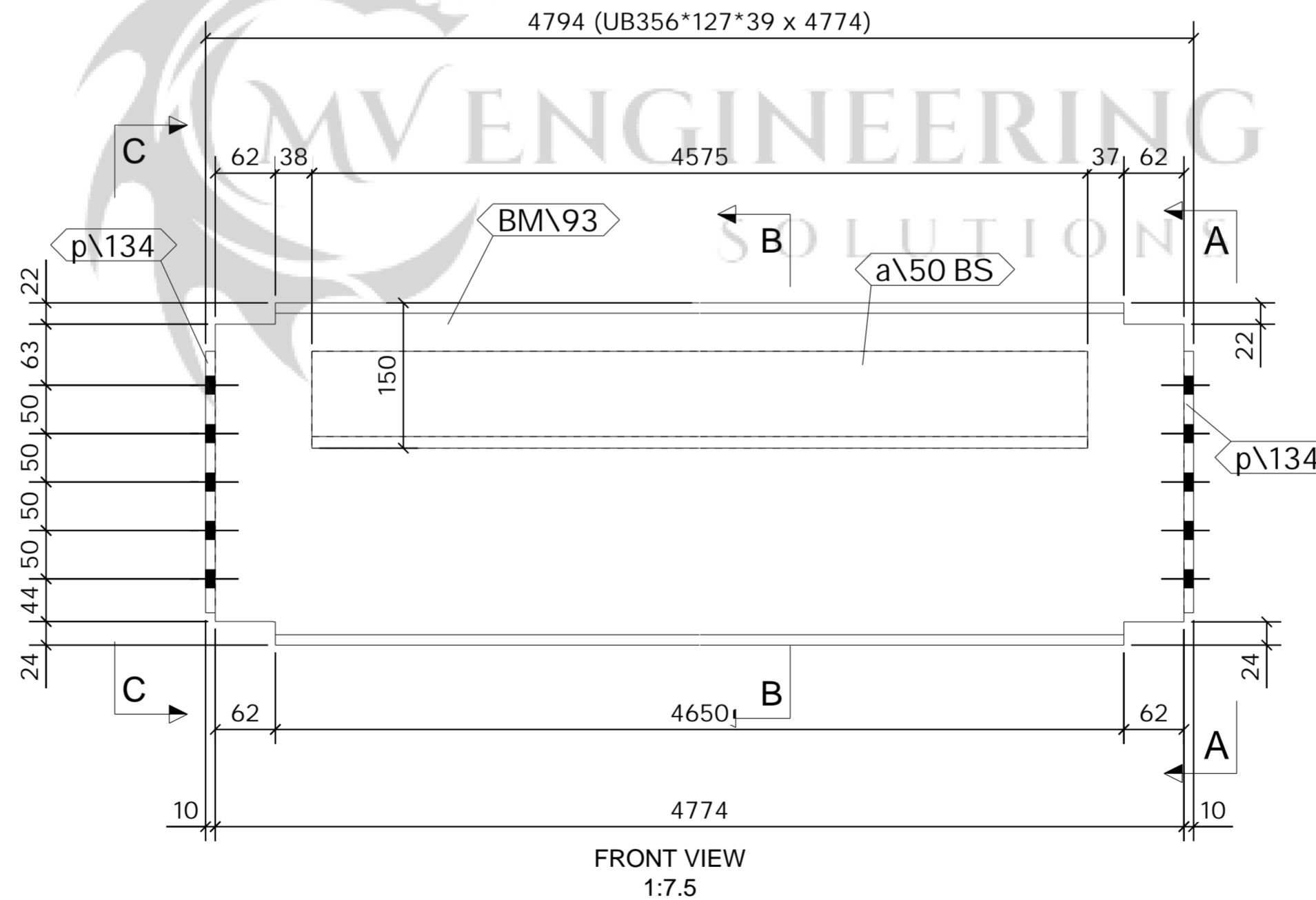
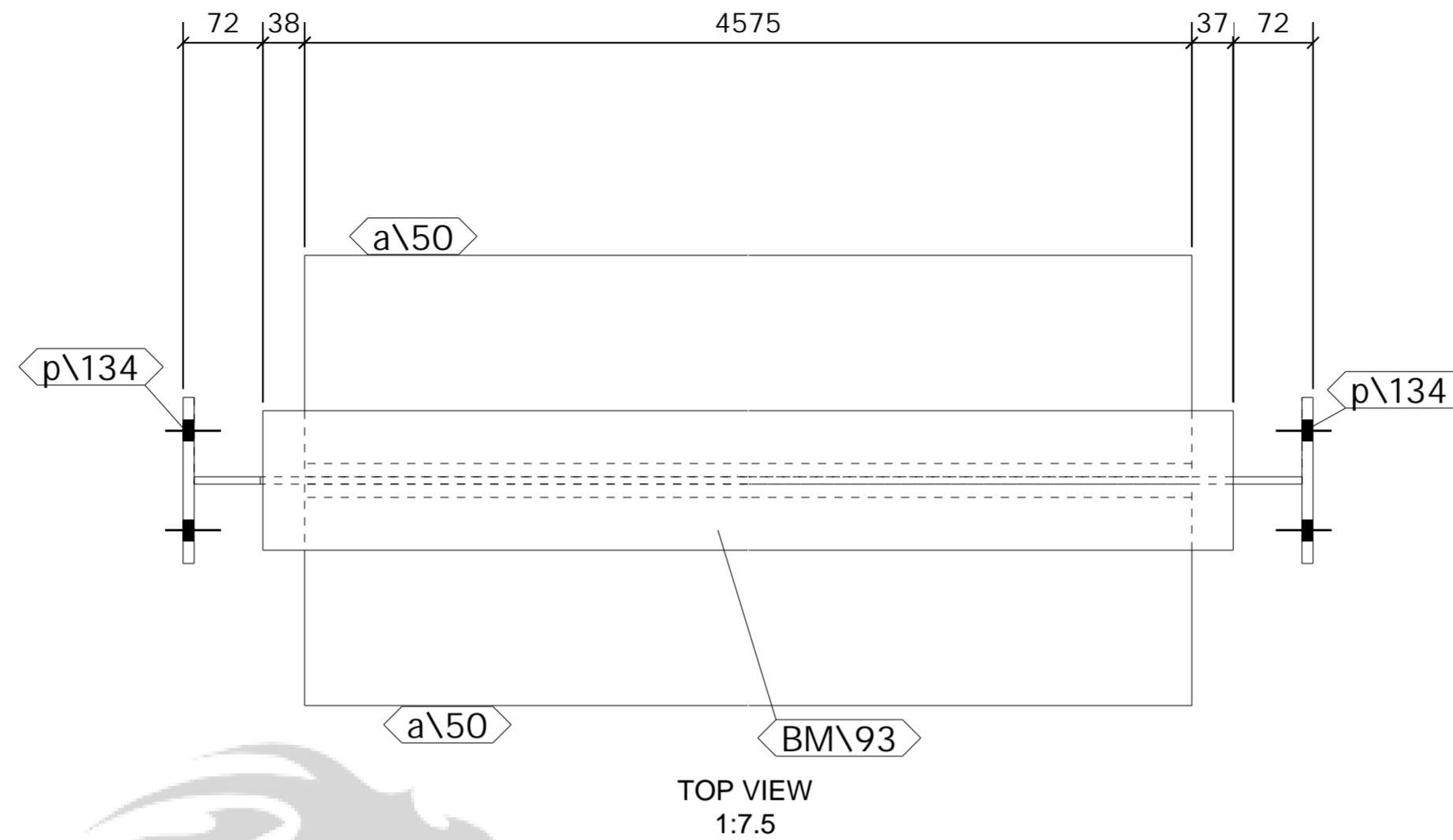
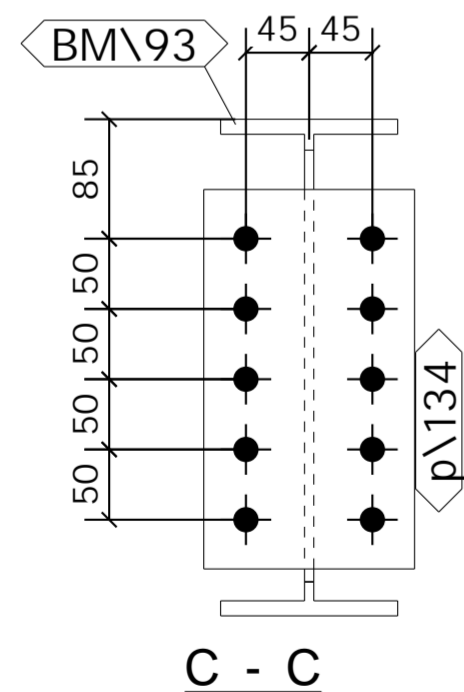
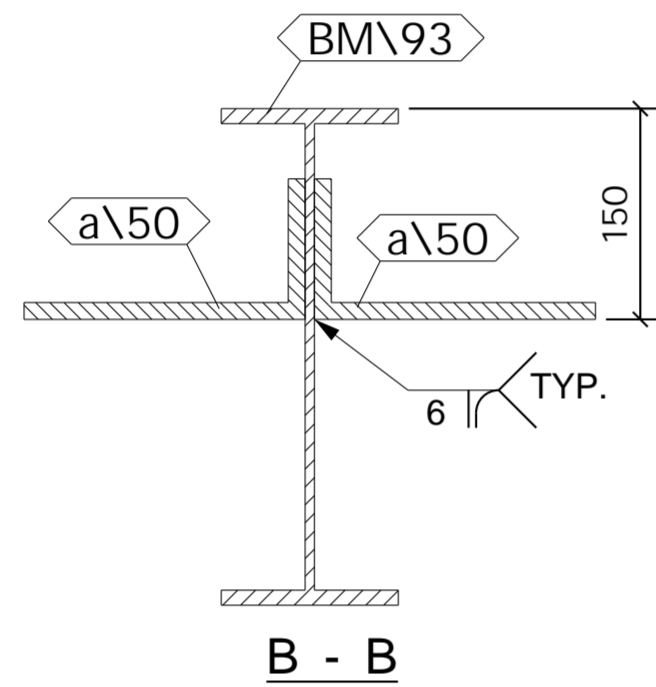
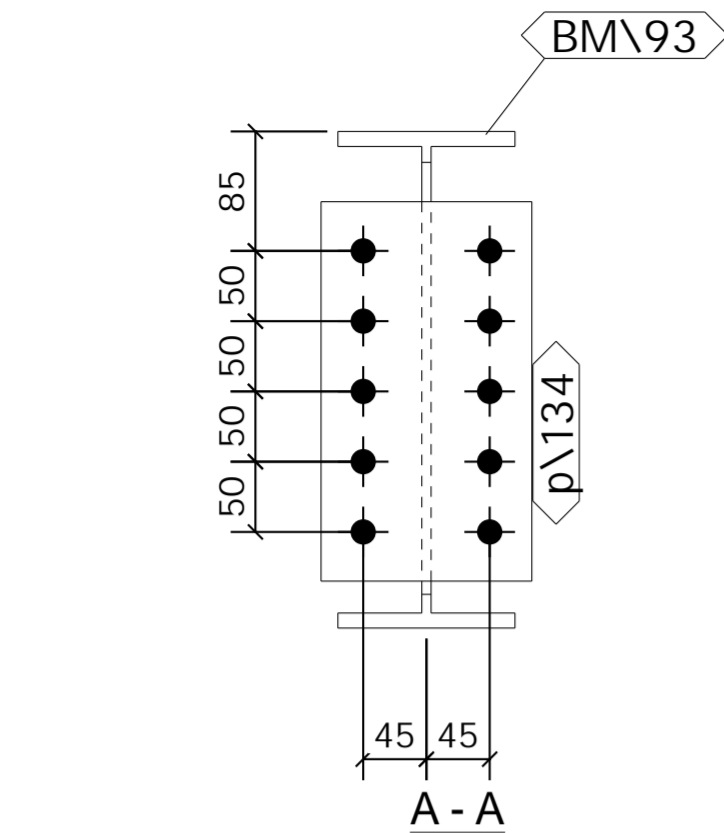
REV	DESCRIPTION	By	Date	By	Date
B	ISSUED FOR APPROVAL	PCS	01.05.2023	SK	01.05.2023
A	ISSUED FOR APPROVAL	PCS	24.04.2023	SK	24.04.2023
MARK	DESCRIPTION	CREATED		CHECKED	

**CLIENT:** \_\_\_\_\_ **DATE CREATED:** 24.04.2023

**PROJECT:** Empress Ballroom **DRAWN BY:** PCS

**CONTRACT NO:** 323-20 **DRAWING NO:** [BM.98] **REV:** B

ASSEMBLY / SUB ASSEMBLY STATUS	
1	THIS IS IT'S OWN ASSEMBLY



**SHOP MATERIAL LIST FOR 1 ASSEMBLY**

Mark	Size	Grade	No.	Length (mm)	Area (m) <sup>2</sup>	Weight (kg)
BM\93	UB356*127*39	S355	1	4774	5.656	180.4
a\50	RSA200*100*12	S275	2	4575	5.503	248.2
p\134	FLT10*150	S275	2	270	0.179	6.4
<b>Total</b>					<b>11.338</b>	<b>434.9</b>

**GENERAL NOTES**

All Holes to be **22 Dia UNO** Slot hole length is to outside  
 All Welds to be **6 FW. UNO**

All Steelwork Manufactured to:  
 BS EN 1090-2: Execution Class **EXC2** U.N.O.

FINISH **S.B. & PRIME**

LOT **0** QTY **1**

PHASE **2** QTY **1**

**FABRICATION STATUS**

Sawn by: \_\_\_\_\_ Date: \_\_\_\_\_  
 Fabricated by: \_\_\_\_\_ Date: \_\_\_\_\_  
 Welded by: \_\_\_\_\_ Date: \_\_\_\_\_  
 Loaded by: \_\_\_\_\_ Date: \_\_\_\_\_  
 Checked by: \_\_\_\_\_ Date: \_\_\_\_\_

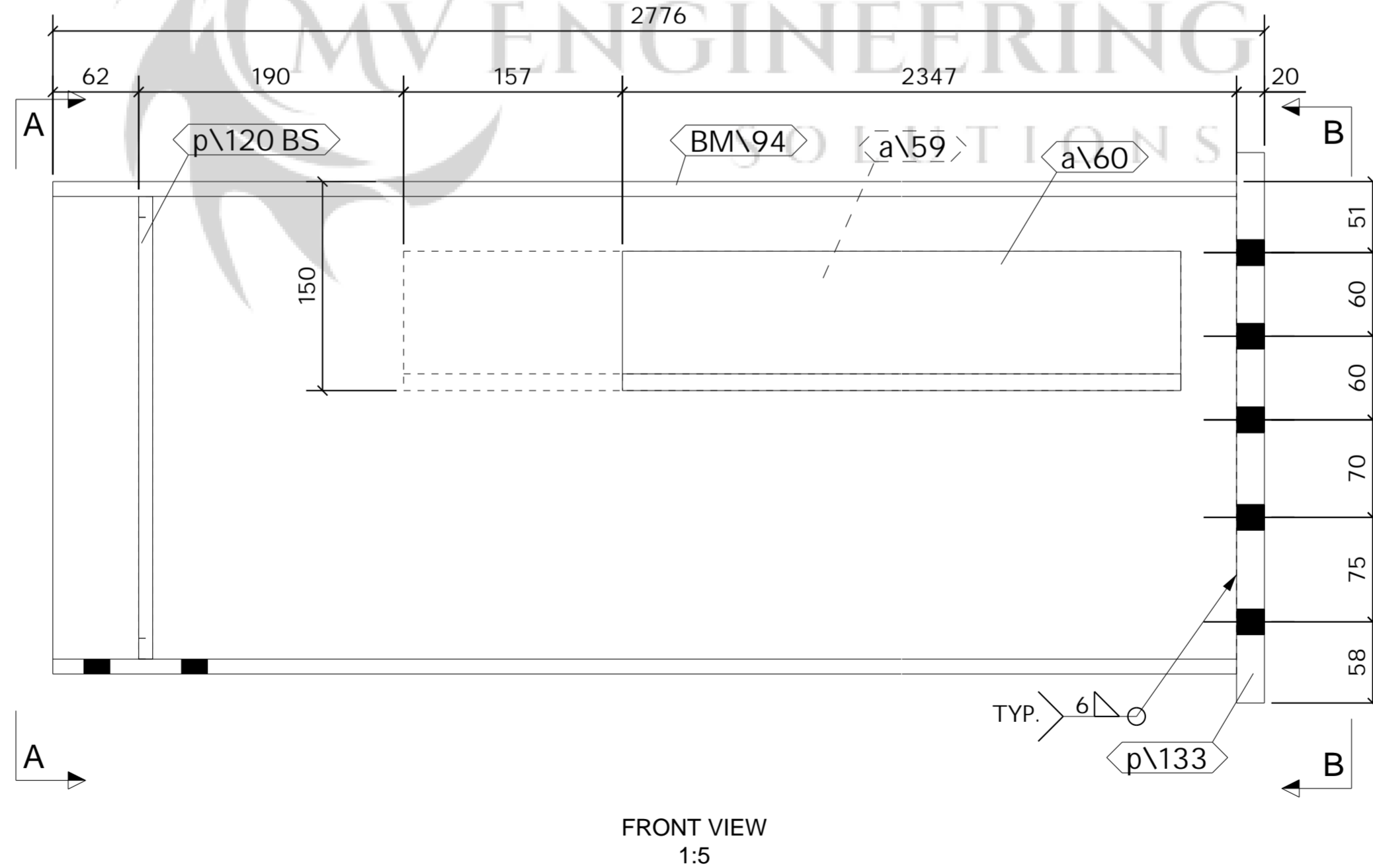
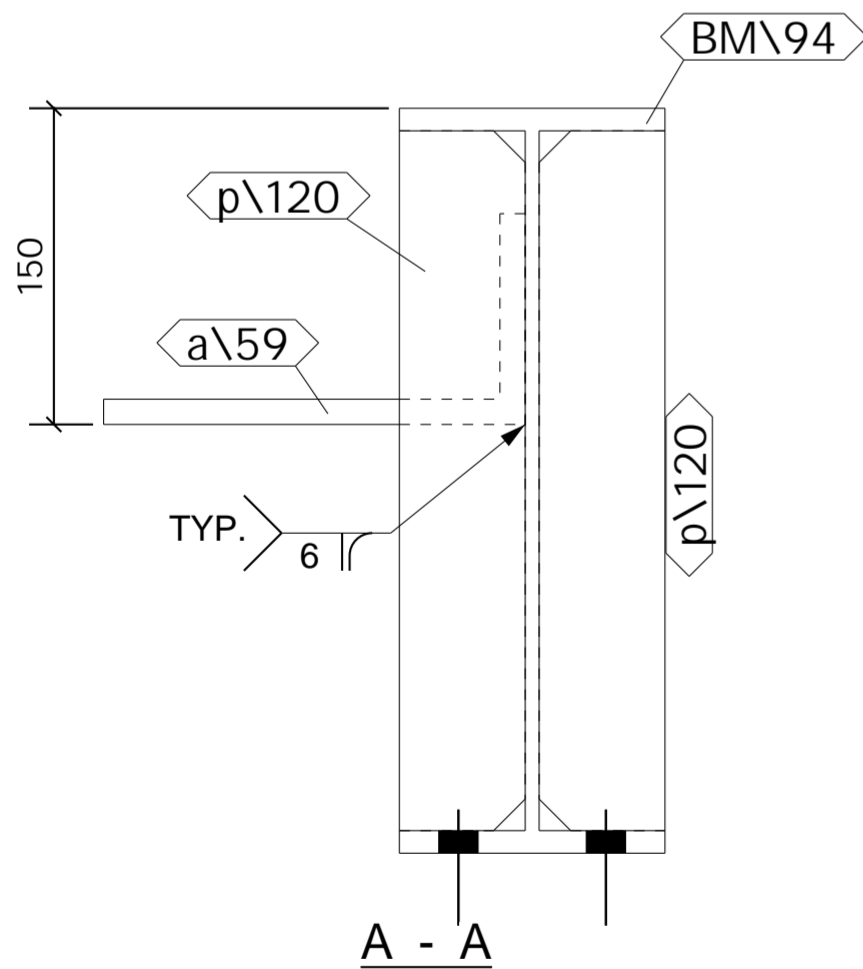
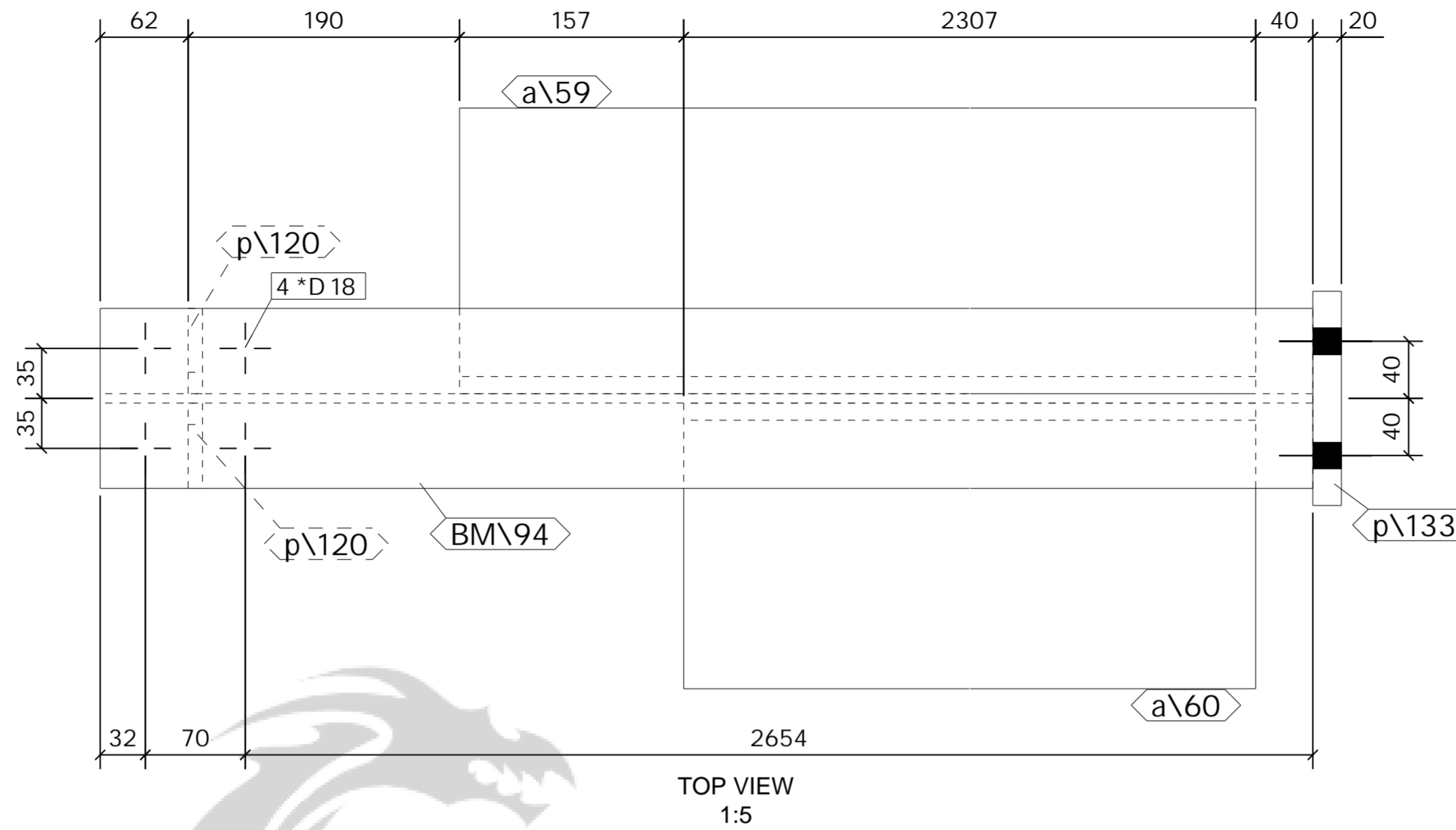
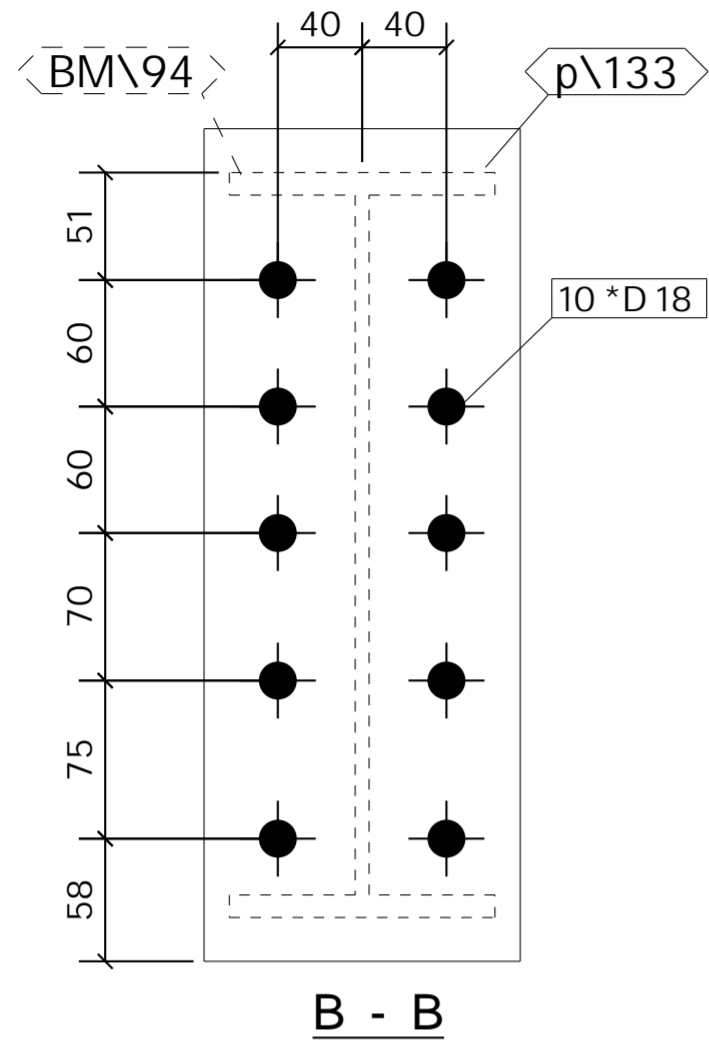
REV	DESCRIPTION	By	Date	By	Date
B	ISSUED FOR APPROVAL	PCS	01.05.2023	SK	01.05.2023
A	ISSUED FOR APPROVAL	PCS	24.04.2023	SK	24.04.2023
MARK	DESCRIPTION	CREATED		CHECKED	

<b>CLIENT:</b> Empress Ballroom	<b>DATE CREATED:</b> 24.04.2023
<b>PROJECT:</b> Empress Ballroom	<b>DRAWN BY:</b> PCS
<b>CONTRACT NO:</b> 323-20	<b>DRAWING NO:</b> [BM.99]
	<b>REV:</b> B

1 No. BEAM

REQUIRED AS DRAWN MARKED **BM\99**

ASSEMBLY / SUB ASSEMBLY STATUS	
1	THIS IS IT'S OWN ASSEMBLY



1 No. BEAM

REQUIRED AS DRAWN MARKED BM100

SHOP MATERIAL LIST FOR 1 ASSEMBLY

Mark	Size	Grade	No.	Length (mm)	Area (m) <sup>2</sup>	Weight (kg)
BM\94	UB356*127*39	S355	1	2756	3.310	105.7
a\59	RSA200*100*12	S275	1	2464	1.485	66.9
a\60	RSA200*100*12	S275	1	2307	1.391	62.6
p\120	BL10*59.7	S275	2	332	0.094	3.1
p\133	FLT20*150	S275	1	395	0.140	9.3
<b>Total</b>					6.421	247.6

GENERAL NOTES

All Holes to be 22 Dia UNO Slot hole length is to outside  
 All Welds to be 6 FW. UNO

All Steelwork Manufactured to:  
 BS EN 1090-2: Execution Class EXC2 U.N.O.

FINISH S.B. & PRIME

LOT 0 QTY 1

PHASE 2 QTY 1

FABRICATION STATUS

Sawn by: \_\_\_\_\_ Date: \_\_\_\_\_

Fabricated by: \_\_\_\_\_ Date: \_\_\_\_\_

Welded by: \_\_\_\_\_ Date: \_\_\_\_\_

Loaded by: \_\_\_\_\_ Date: \_\_\_\_\_

Checked by: \_\_\_\_\_ Date: \_\_\_\_\_

B	ISSUED FOR APPROVAL	PCS	01.05.2023	SK	01.05.2023
A	ISSUED FOR APPROVAL	PCS	24.04.2023	SK	24.04.2023
REV		By	Date	By	Date
MARK	DESCRIPTION	CREATED		CHECKED	

CLIENT: \_\_\_\_\_ DATE CREATED: 24.04.2023

PROJECT: Empress Ballroom DRAWN BY: PCS

CONTRACT NO: 323-20 DRAWING NO: [BM.100] REV: B

ASSEMBLY / SUB ASSEMBLY STATUS	
1	THIS IS IT'S OWN ASSEMBLY

**SHOP MATERIAL LIST FOR 1 ASSEMBLY**

Mark	Size	Grade	No.	Length (mm)	Area (m) <sup>2</sup>	Weight (kg)
BM\95	UB356*127*39	S355	1	4686	5.586	178.4
a\49	RSA200*100*12	S275	2	4342	5.225	235.6
p\133	FLT20*150	S275	1	395	0.140	9.3
p\134	FLT10*150	S275	1	270	0.089	3.2
				<b>Total</b>	<b>11.040</b>	<b>426.5</b>

**GENERAL NOTES**

All Holes to be **22** Dia UNO Slot hole length is to outside  
 All Welds to be **6** FW. UNO

All Steelwork Manufactured to:  
 BS EN 1090-2: Execution Class **EXC2** U.N.O.

FINISH **S.B. & PRIME**

LOT **0** QTY **1**

PHASE **2** QTY **1**

**FABRICATION STATUS**

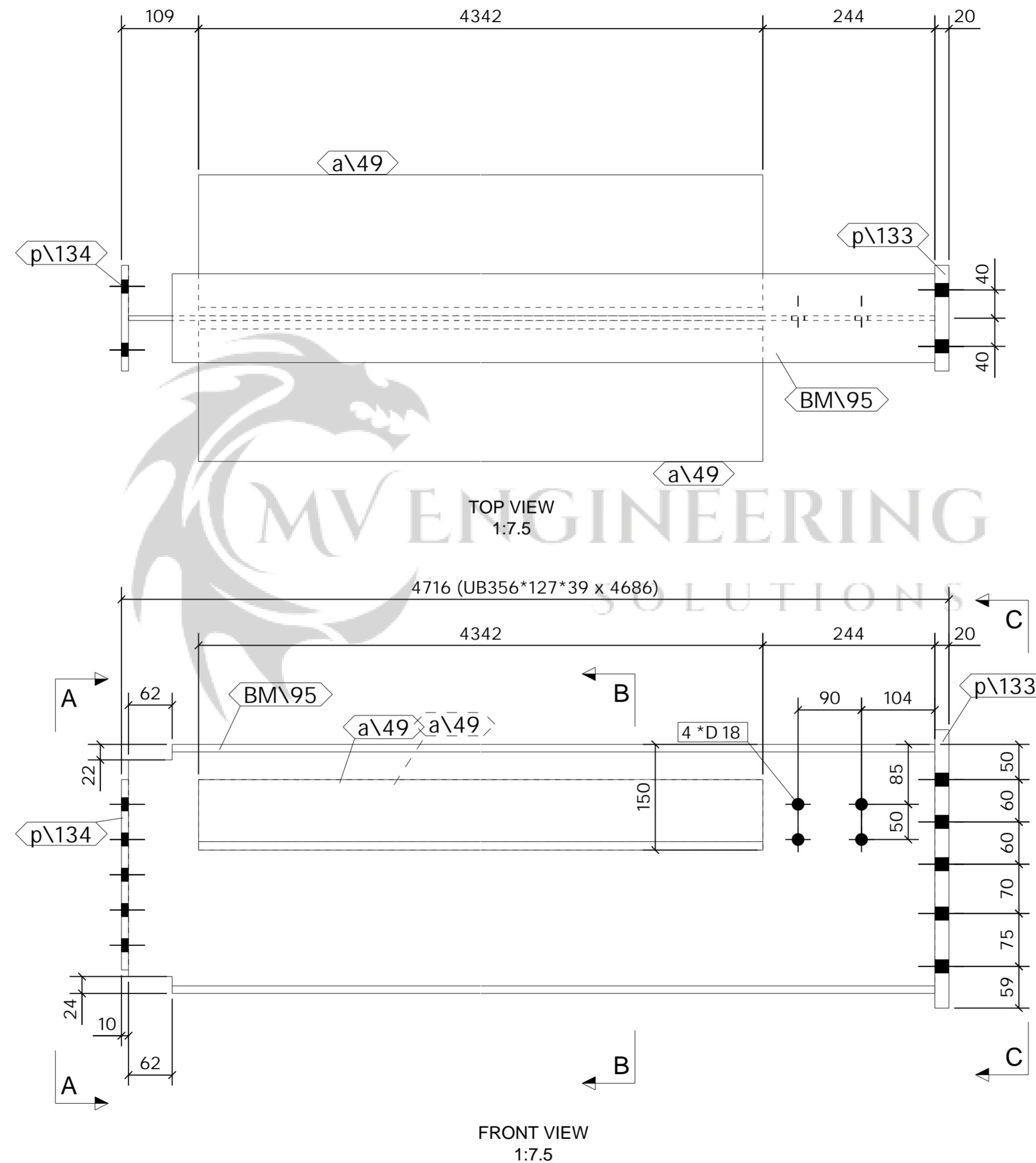
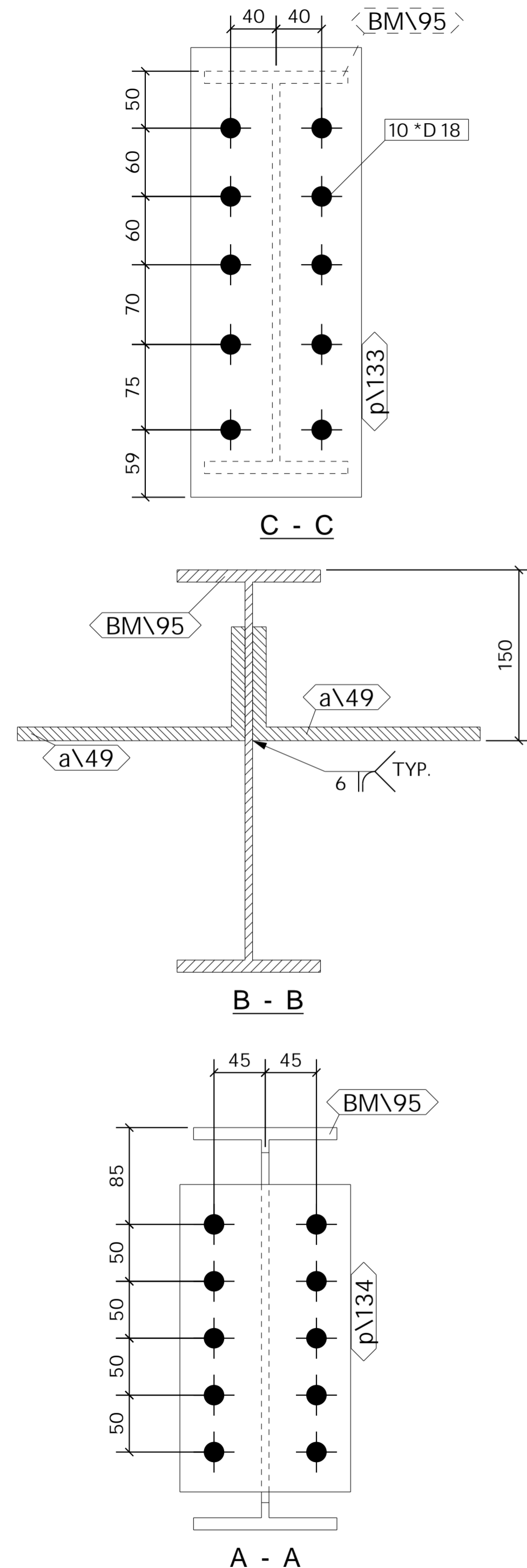
Sawn by: \_\_\_\_\_ Date: \_\_\_\_\_

Fabricated by: \_\_\_\_\_ Date: \_\_\_\_\_

Welded by: \_\_\_\_\_ Date: \_\_\_\_\_

Loaded by: \_\_\_\_\_ Date: \_\_\_\_\_

Checked by: \_\_\_\_\_ Date: \_\_\_\_\_



1 No. BEAM

REQUIRED AS DRAWN MARKED BM101

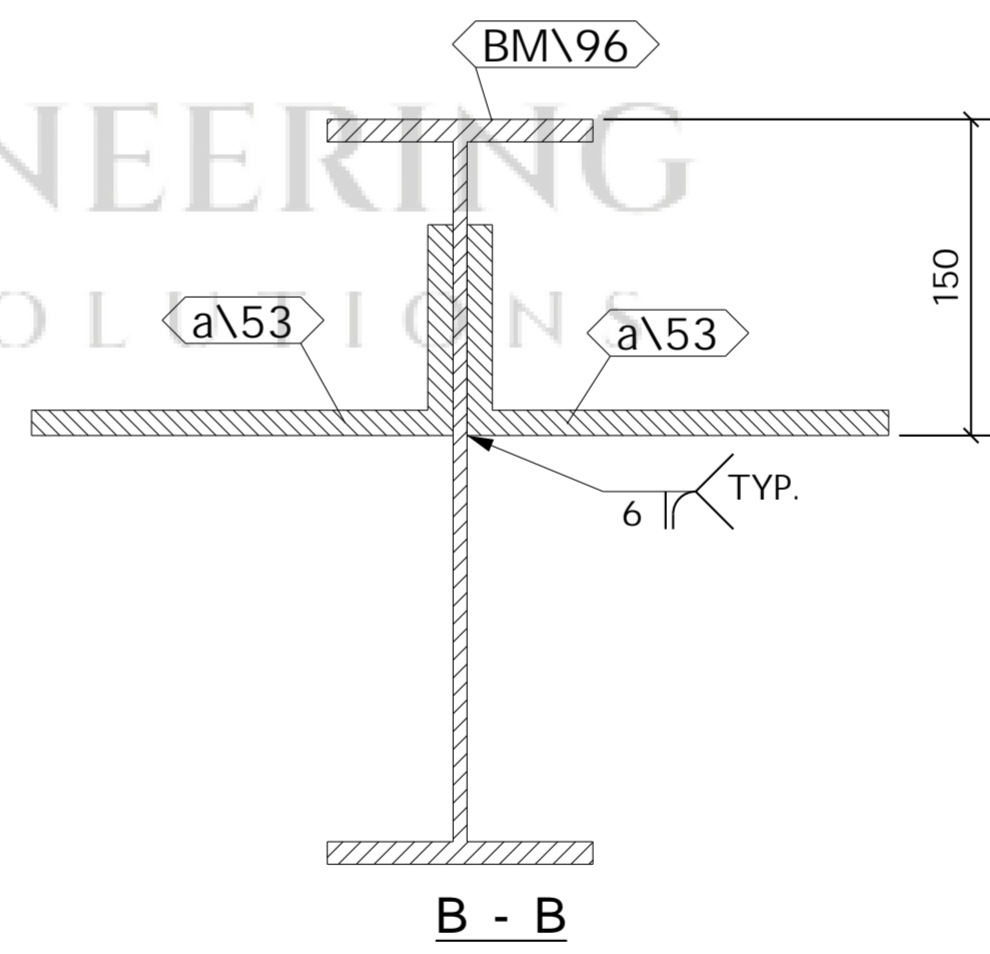

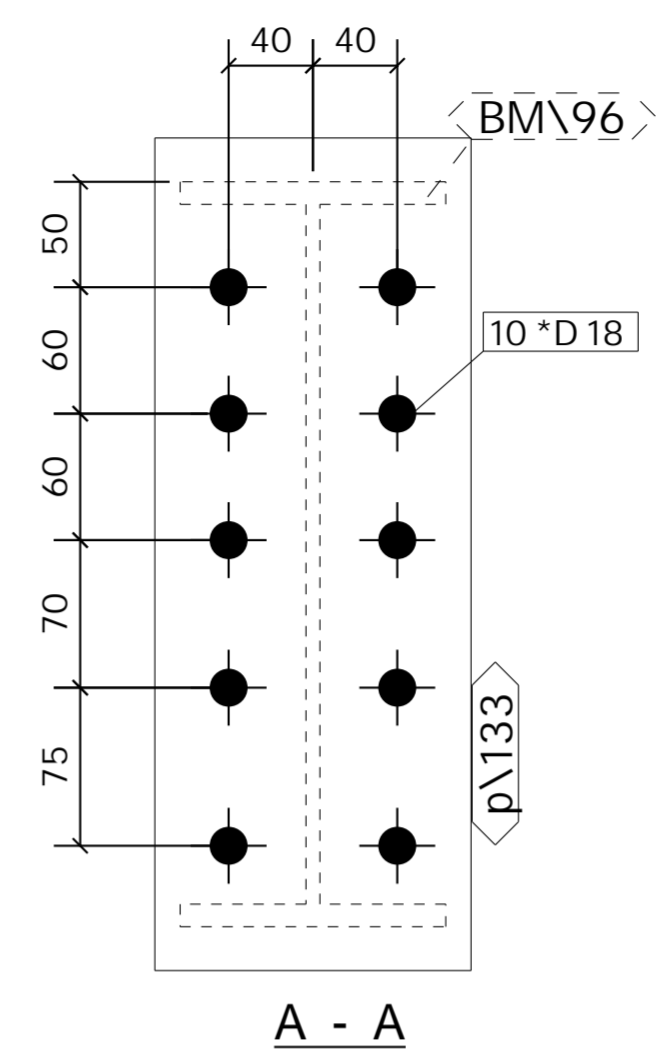

ASSEMBLY / SUB ASSEMBLY STATUS	
1	THIS IS IT'S OWN ASSEMBLY

B	ISSUED FOR APPROVAL	PCS	01.05.2023	SK	01.05.2023
A	ISSUED FOR APPROVAL	PCS	24.04.2023	SK	24.04.2023
REV		By	Date	By	Date
MARK	DESCRIPTION	CREATED		CHECKED	

**CLIENT:** \_\_\_\_\_ **DATE CREATED:** 24.04.2023

**PROJECT:** Empress Ballroom **DRAWN BY:** PCS

**CONTRACT NO:** 323-20 **DRAWING NO:** [BM.101] **REV:** B



SHOP MATERIAL LIST FOR 1 ASSEMBLY						
Mark	Size	Grade	No.	Length (mm)	Area (m) <sup>2</sup>	Weight (kg)
BM\96	UB356*127*39	S355	1	2059	2.476	79.0
a\53	RSA200*100*12	S275	2	1899	2.293	103.0
p\133	FLT20*150	S275	1	395	0.140	9.3
<b>Total</b>					<b>4.909</b>	<b>191.3</b>

**GENERAL NOTES**

All Holes to be **22 Dia UNO** Slot hole length is to outside  
 All Welds to be **6 FW. UNO**

All Steelwork Manufactured to:  
 BS EN 1090-2: Execution Class **EXC2** U.N.O.

**FINISH S.B. & PRIME**

LOT **0** QTY **1**  
 PHASE **2** QTY **1**

FABRICATION STATUS	
Sawn by: _____	Date: _____
Fabricated by: _____	Date: _____
Welded by: _____	Date: _____
Loaded by: _____	Date: _____
Checked by: _____	Date: _____

B	ISSUED FOR APPROVAL	PCS	01.05.2023	SK	01.05.2023
A	ISSUED FOR APPROVAL	PCS	24.04.2023	SK	24.04.2023
REV		By	Date	By	Date
MARK	DESCRIPTION	CREATED		CHECKED	

**CLIENT:** \_\_\_\_\_ **DATE CREATED:** 24.04.2023

**PROJECT:** Empress Ballroom **DRAWN BY:** PCS

**CONTRACT NO:** 323-20 **DRAWING NO:** [BM.102] **REV:** B

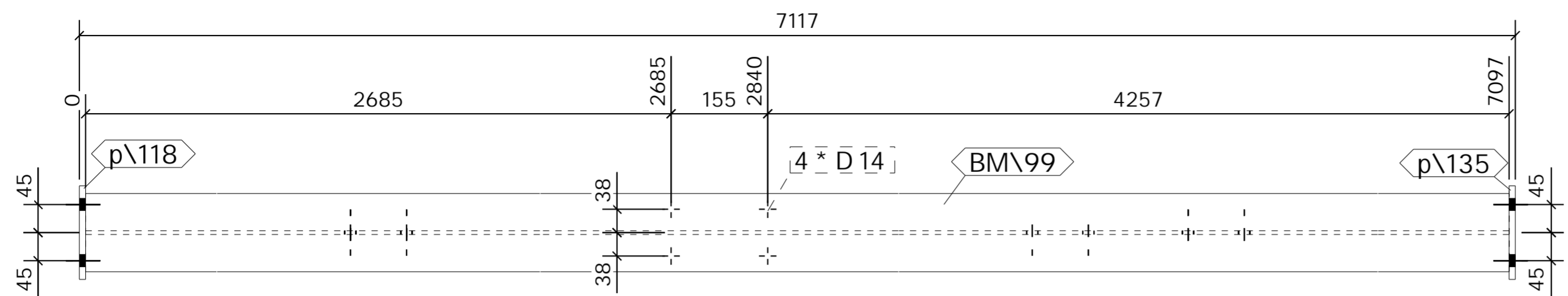
1 No. BEAM

REQUIRED AS DRAWN MARKED BM102

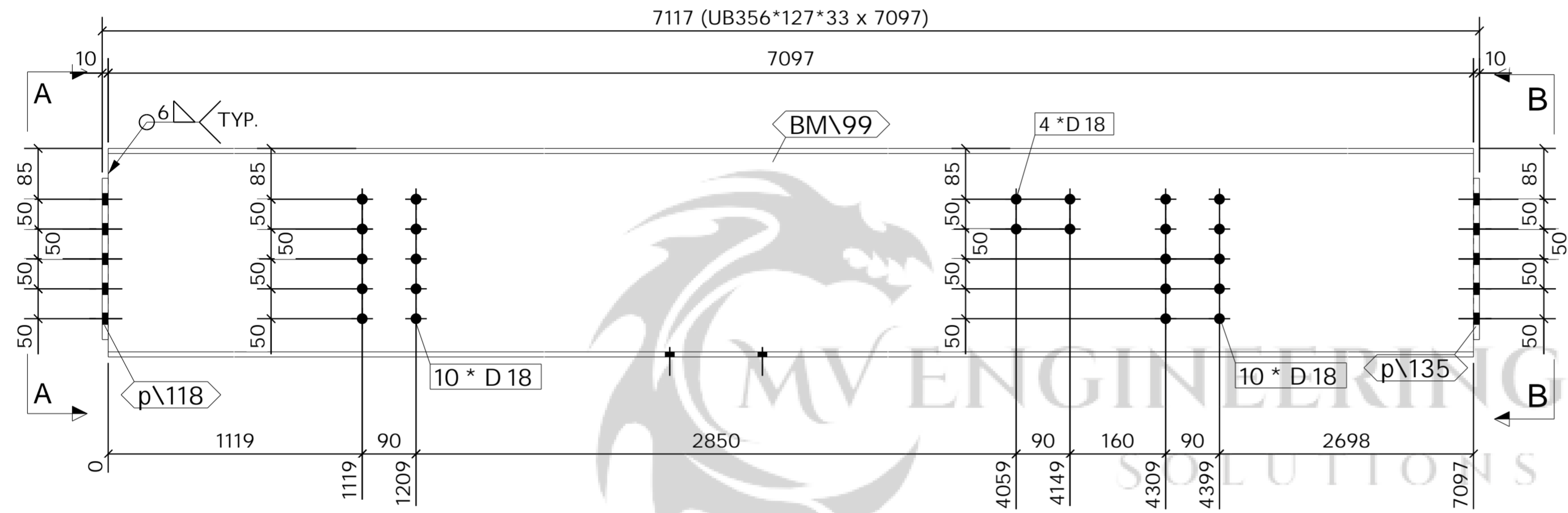
ASSEMBLY / SUB ASSEMBLY STATUS	
1	THIS IS IT'S OWN ASSEMBLY



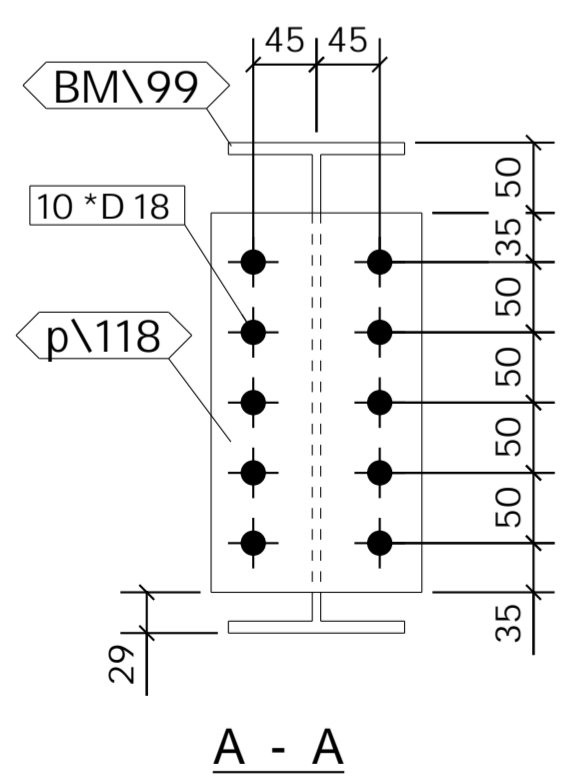




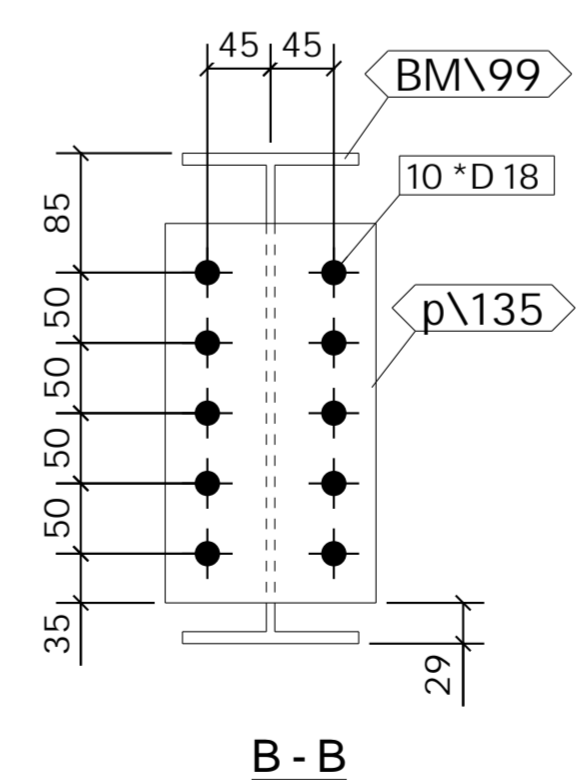
TOP VIEW  
1:10



FRONT VIEW  
1:10



A - A



B - B

1 No. BEAM

REQUIRED AS DRAWN MARKED BM105

SHOP MATERIAL LIST FOR 1 ASSEMBLY

Mark	Size	Grade	No.	Length (mm)	Area (m) <sup>2</sup>	Weight (kg)
BM\99	UB356*127*33	S355	1	7097	8.437	229.7
p\118	FLT10*150	S275	1	270	0.089	3.2
p\135	FLT10*150	S275	1	270	0.089	3.2
<b>Total</b>					8.615	236.1

GENERAL NOTES

All Holes to be 22 Dia UNO Slot hole length is to outside  
All Welds to be 6 FW. UNO

All Steelwork Manufactured to:  
BS EN 1090-2: Execution Class EXC2 U.N.O.

FINISH S.B. & PRIME

LOT 0 QTY 1

PHASE 2 QTY 1

FABRICATION STATUS

Sawn by: \_\_\_\_\_ Date: \_\_\_\_\_  
Fabricated by: \_\_\_\_\_ Date: \_\_\_\_\_  
Welded by: \_\_\_\_\_ Date: \_\_\_\_\_  
Loaded by: \_\_\_\_\_ Date: \_\_\_\_\_  
Checked by: \_\_\_\_\_ Date: \_\_\_\_\_

REV	DESCRIPTION	By	Date	By	Date
B	ISSUED FOR APPROVAL	PCS	01.05.2023	SK	01.05.2023
A	ISSUED FOR APPROVAL	PCS	24.04.2023	SK	24.04.2023
MARK	DESCRIPTION	CREATED		CHECKED	

CLIENT: \_\_\_\_\_ DATE CREATED: 24.04.2023

PROJECT: Empress Ballroom DRAWN BY: PCS

CONTRACT NO: 323-20 DRAWING NO: [BM.105] REV: B

ASSEMBLY / SUB ASSEMBLY STATUS	
1	THIS IS IT'S OWN ASSEMBLY

**SHOP MATERIAL LIST FOR 1 ASSEMBLY**

Mark	Size	Grade	No.	Length (mm)	Area (m) <sup>2</sup>	Weight (kg)
BM\89	UB203*133*25	S355	1	2810	2.595	68.9
a\57	RSA200*100*12	S275	1	2638	1.590	71.6
a\58	RSA200*100*12	S275	1	2355	1.420	63.9
p\130	FLT10*120	S275	1	150	0.041	1.4
<b>Total</b>					5.646	205.7

**GENERAL NOTES**

All Holes to be **22** Dia UNO Slot hole length is to outside  
 All Welds to be **6** FW. UNO

All Steelwork Manufactured to:  
 BS EN 1090-2: Execution Class **EXC2** U.N.O.

FINISH **S.B. & PRIME**

LOT **0** QTY **1**

PHASE **2** QTY **1**

**FABRICATION STATUS**

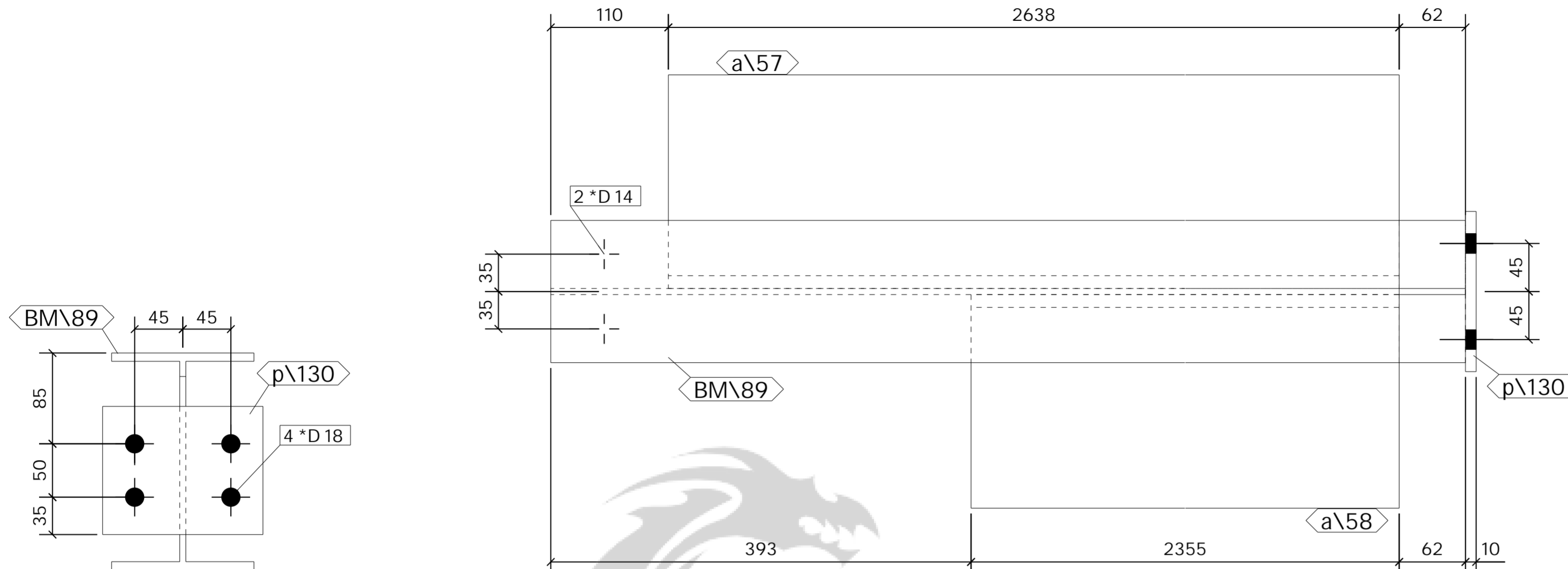
Sawn by: \_\_\_\_\_ Date: \_\_\_\_\_

Fabricated by: \_\_\_\_\_ Date: \_\_\_\_\_

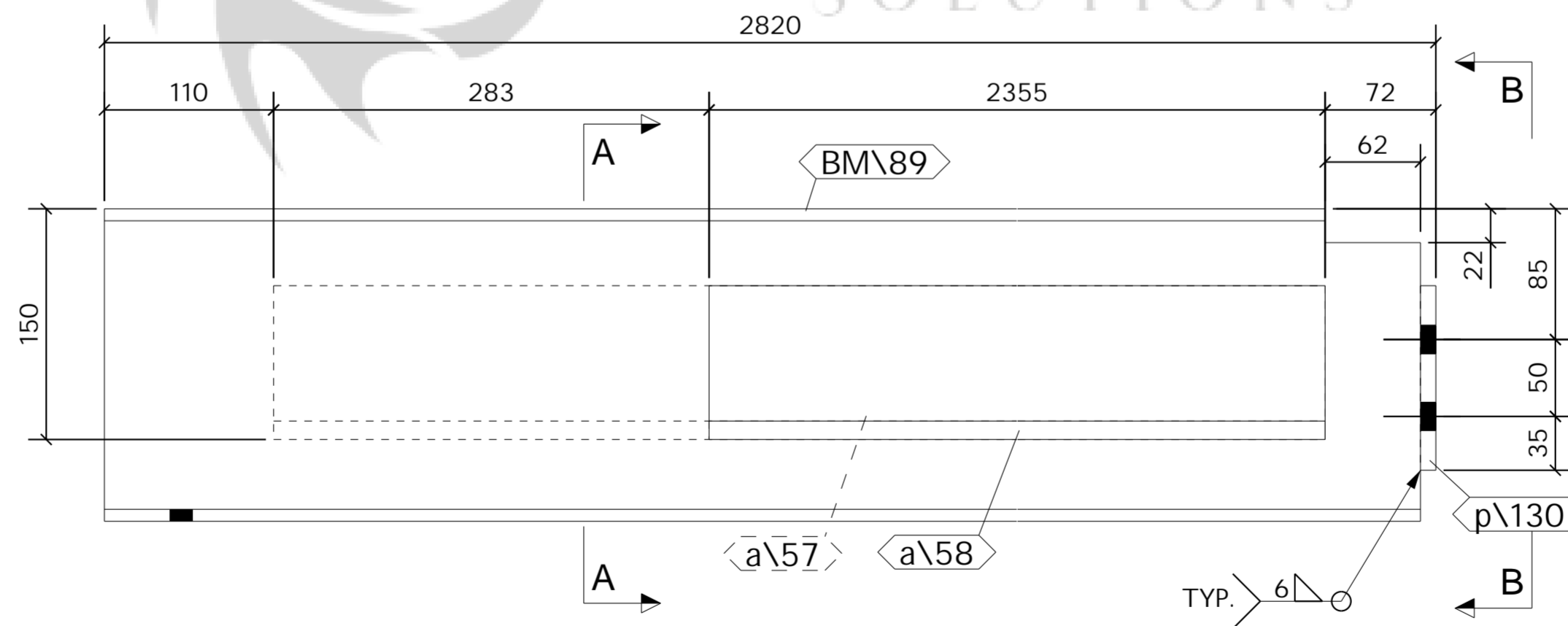
Welded by: \_\_\_\_\_ Date: \_\_\_\_\_

Loaded by: \_\_\_\_\_ Date: \_\_\_\_\_

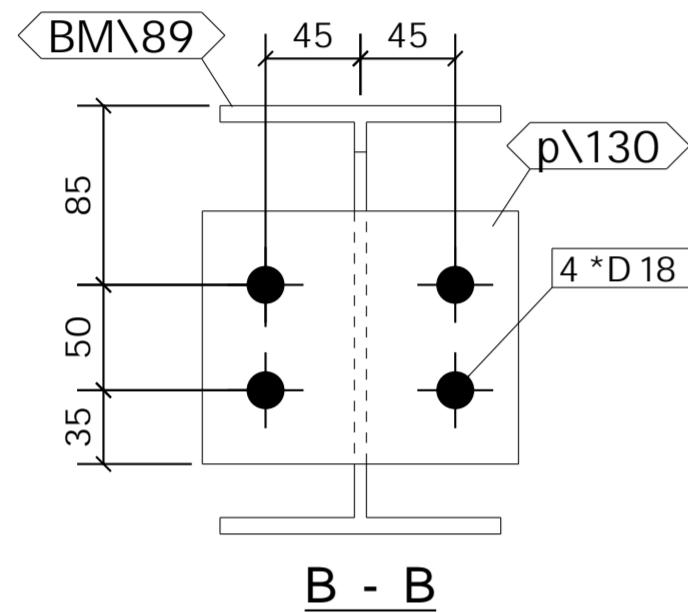
Checked by: \_\_\_\_\_ Date: \_\_\_\_\_



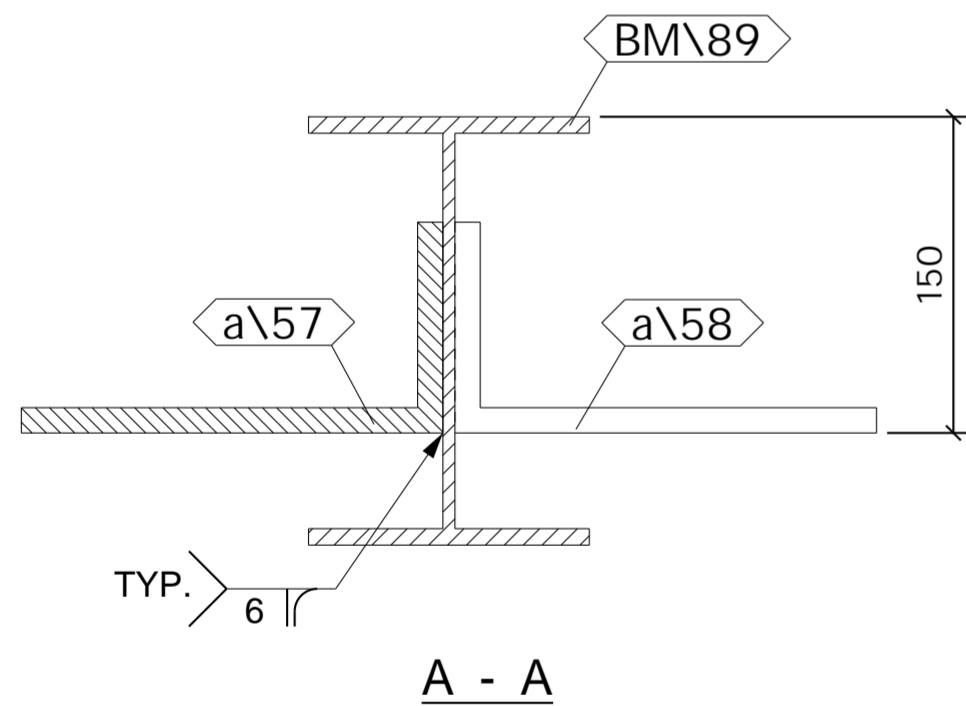
TOP VIEW  
1:5



FRONT VIEW  
1:5



B - B



A - A

1 No. BEAM

REQUIRED AS DRAWN MARKED **BM106**

ASSEMBLY / SUB ASSEMBLY STATUS	
1	THIS IS IT'S OWN ASSEMBLY

B	ISSUED FOR APPROVAL	PCS	01.05.2023	SK	01.05.2023
A	ISSUED FOR APPROVAL	PCS	24.04.2023	SK	24.04.2023
REV		By	Date	By	Date
MARK	DESCRIPTION	CREATED		CHECKED	

**CLIENT:** \_\_\_\_\_ **DATE CREATED:** 24.04.2023

**PROJECT:** Empress Ballroom **DRAWN BY:** PCS

**CONTRACT NO:** 323-20 **DRAWING NO:** [BM.106] **REV:** B

**SHOP MATERIAL LIST FOR 1 ASSEMBLY**

Mark	Size	Grade	No.	Length (mm)	Area (m) <sup>2</sup>	Weight (kg)
BM\88	UB203*133*25	S355	1	2952	2.727	72.4
a\54	RSA200*100*12	S275	2	1975	2.383	107.1
p\130	FLT10*120	S275	1	150	0.041	1.4
<b>Total</b>					5.152	180.9

**GENERAL NOTES**

All Holes to be **22** Dia UNO Slot hole length is to outside  
 All Welds to be **6** FW. UNO

All Steelwork Manufactured to:  
 BS EN 1090-2: Execution Class **EXC2** U.N.O.

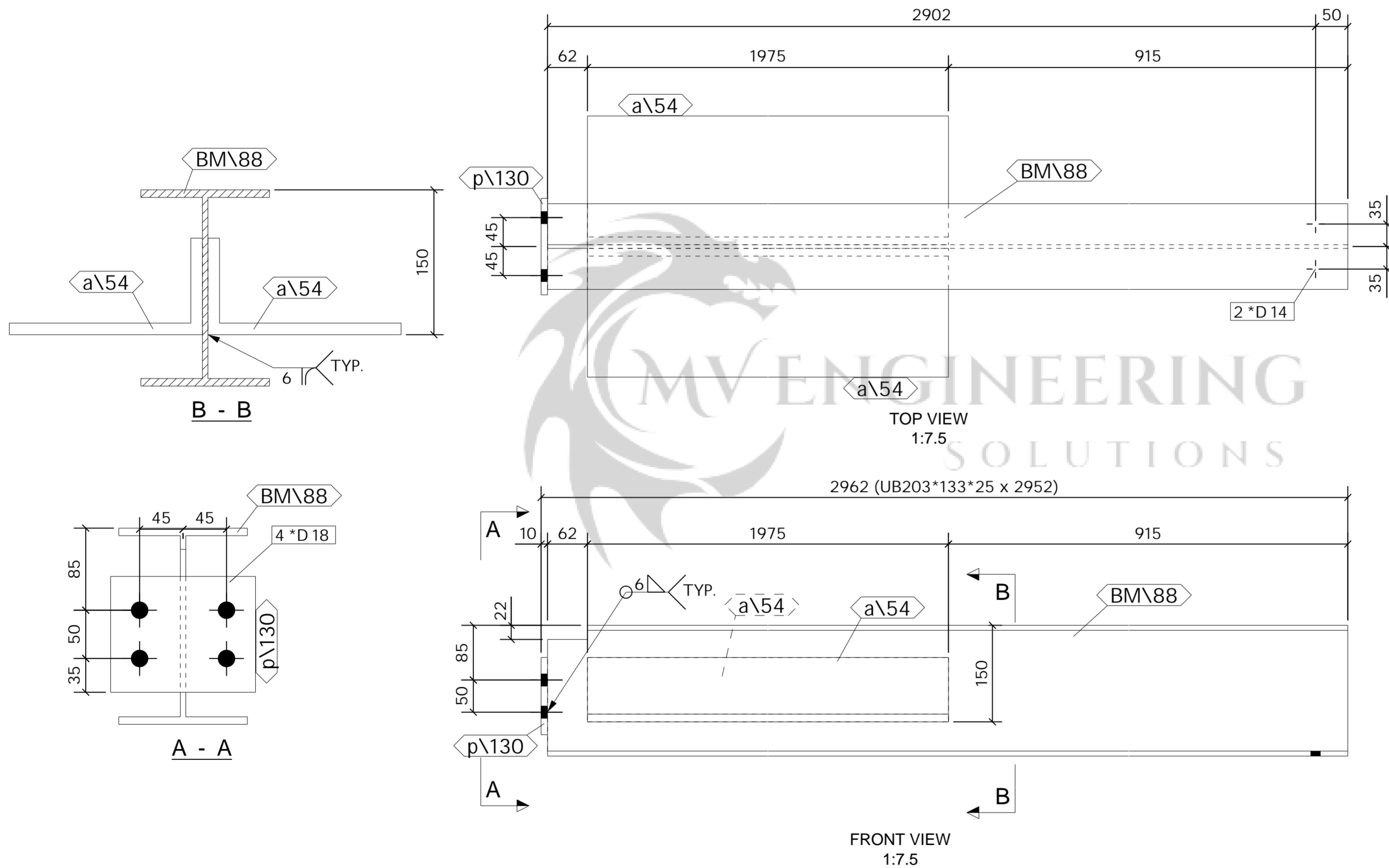
FINISH **S.B. & PRIME**

LOT **0** QTY **1**

PHASE **2** QTY **1**

**FABRICATION STATUS**

Sawn by: \_\_\_\_\_ Date: \_\_\_\_\_  
 Fabricated by: \_\_\_\_\_ Date: \_\_\_\_\_  
 Welded by: \_\_\_\_\_ Date: \_\_\_\_\_  
 Loaded by: \_\_\_\_\_ Date: \_\_\_\_\_  
 Checked by: \_\_\_\_\_ Date: \_\_\_\_\_



1 No. BEAM

REQUIRED AS DRAWN MARKED **BM107**

ASSEMBLY / SUB ASSEMBLY STATUS	
1	THIS IS IT'S OWN ASSEMBLY

REV	MARK	DESCRIPTION	ISSUED FOR APPROVAL		CREATED		CHECKED	
			By	Date	By	Date	By	Date
A			PCS	24.04.2023	SK	24.04.2023		

**CLIENT:** \_\_\_\_\_ **DATE CREATED:** 30.04.2023

**PROJECT:** Empress Ballroom **DRAWN BY:** PCS

**CONTRACT NO:** 323-20 **DRAWING NO:** [BM.107] **REV:** A

**SHOP MATERIAL LIST FOR 1 ASSEMBLY**

Mark	Size	Grade	No.	Length (mm)	Area (m) <sup>2</sup>	Weight (kg)
BM\100	UB356*127*39	S355	1	3656	4.388	140.3
p\117	FLT20*150	S275	1	395	0.140	9.3
<b>Total</b>					4.529	149.6

**GENERAL NOTES**

All Holes to be **22** Dia UNO Slot hole length is to outside  
 All Welds to be **6** FW. UNO

All Steelwork Manufactured to:  
 BS EN 1090-2: Execution Class **EXC2** U.N.O.

FINISH **S.B. & PRIME**

LOT **0** QTY **1**

PHASE **2** QTY **1**

**FABRICATION STATUS**

Sawn by: \_\_\_\_\_ Date: \_\_\_\_\_

Fabricated by: \_\_\_\_\_ Date: \_\_\_\_\_

Welded by: \_\_\_\_\_ Date: \_\_\_\_\_

Loaded by: \_\_\_\_\_ Date: \_\_\_\_\_

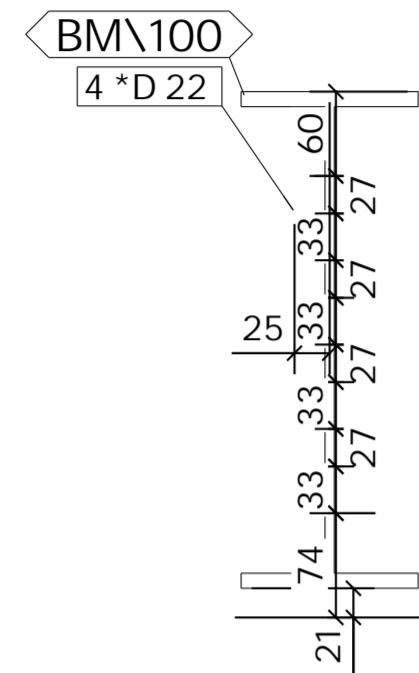
Checked by: \_\_\_\_\_ Date: \_\_\_\_\_

REV	MARK	DESCRIPTION	ISSUED FOR APPROVAL			
			By	Date	By	Date
	A		PCS	24.04.2023	SK	24.04.2023
			CREATED		CHECKED	

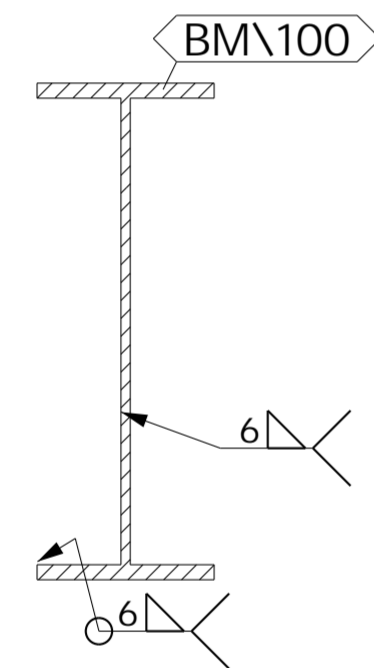
**CLIENT:** \_\_\_\_\_ **DATE CREATED:** 30.04.2023

**PROJECT:** Empress Ballroom **DRAWN BY:** PCS

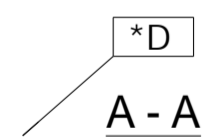
**CONTRACT NO:** 323-20 **DRAWING NO:** [BM.108] **REV:** A



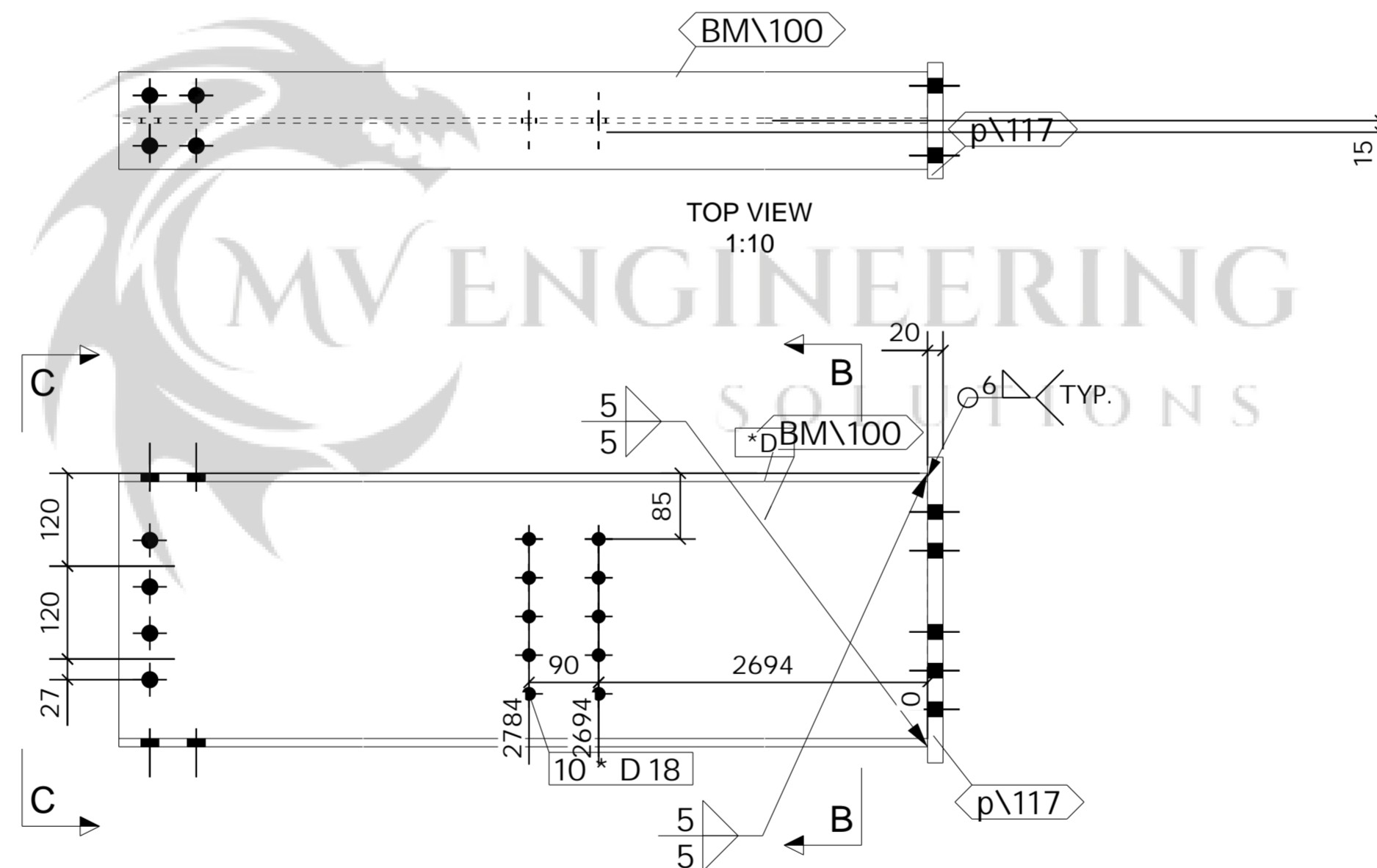
C - C



B - B



A - A



1 No. BEAM

REQUIRED AS DRAWN MARKED BM108

ASSEMBLY / SUB ASSEMBLY STATUS	
1	THIS IS IT'S OWN ASSEMBLY

**SHOP MATERIAL LIST FOR 1 ASSEMBLY**

Mark	Size	Grade	No.	Length (mm)	Area (m) <sup>2</sup>	Weight (kg)
CL\28	UC152*152*37	S355	1	2927	2.717	107.1
p\104	PLT10*155	S275	1	270	0.092	3.3
p\111	FLT10*120	S275	1	155	0.043	1.5
p\112	FLT10*120	S275	1	63	0.019	0.6
p\113	PLT10*73.2	S275	1	270	0.046	1.6
p\114	FLT10*124	S275	1	466	0.127	4.5
p\115	BL15*190	S275	1	190	0.084	4.3
p\126	FLT8*60	S275	2	139	0.039	1.0
<b>Total</b>					<b>3.168</b>	<b>123.8</b>

**GENERAL NOTES**

All Holes to be **22** Dia UNO Slot hole length is to outside  
 All Welds to be **6** FW. UNO

All Steelwork Manufactured to:  
 BS EN 1090-2: Execution Class **EXC2** U.N.O.

**FINISH S.B. & PRIME**

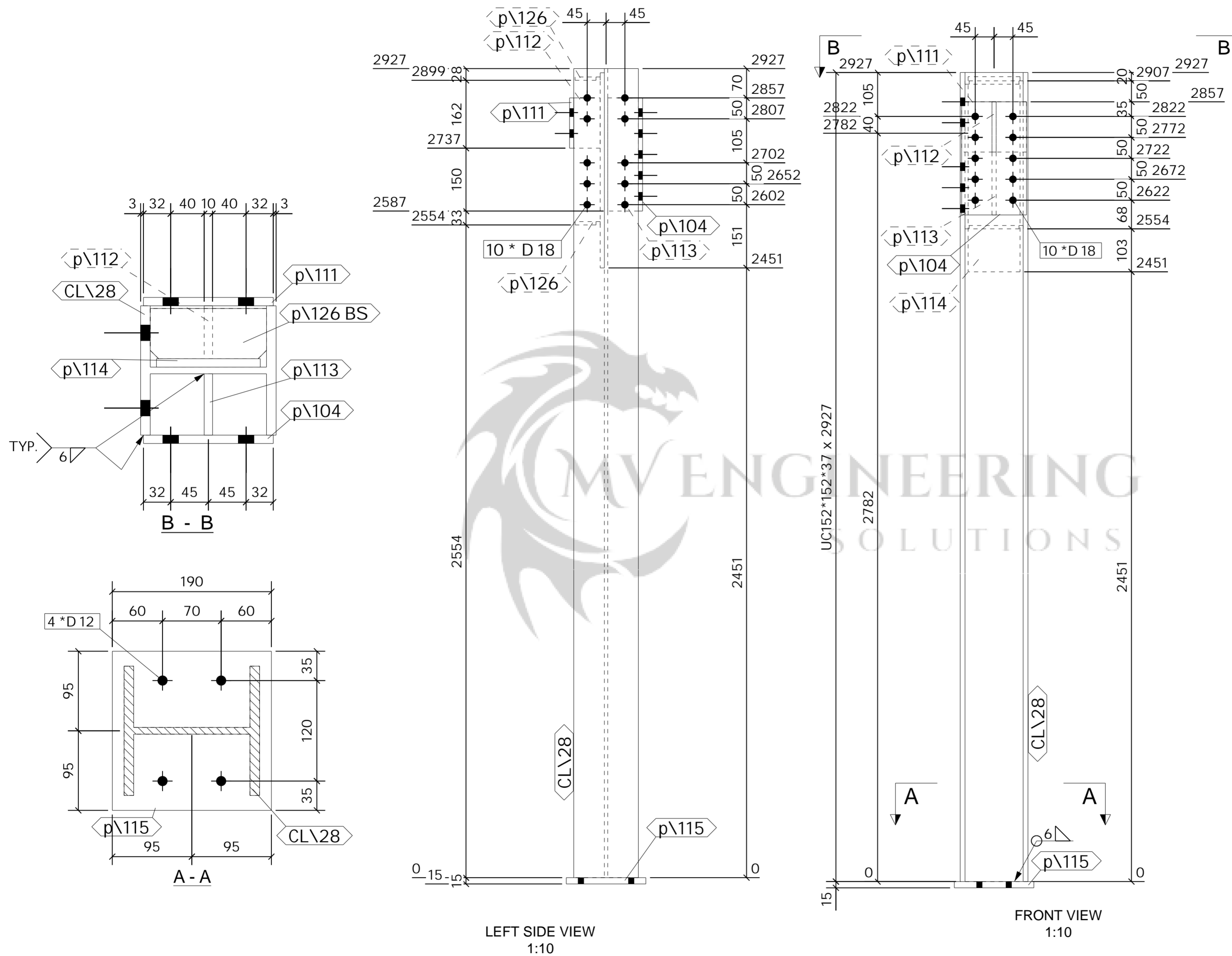
LOT	<b>0</b>	QTY	<b>1</b>
PHASE	<b>2</b>	QTY	<b>1</b>

**FABRICATION STATUS**

Sawn by: \_\_\_\_\_ Date: \_\_\_\_\_  
 Fabricated by: \_\_\_\_\_ Date: \_\_\_\_\_  
 Welded by: \_\_\_\_\_ Date: \_\_\_\_\_  
 Loaded by: \_\_\_\_\_ Date: \_\_\_\_\_  
 Checked by: \_\_\_\_\_ Date: \_\_\_\_\_

B	ISSUED FOR APPROVAL	PCS	01.05.2023	SK	01.05.2023
A	ISSUED FOR APPROVAL	PCS	24.04.2023	SK	24.04.2023
REV		By	Date	By	Date
MARK	DESCRIPTION	CREATED		CHECKED	

**CLIENT:** Empress Ballroom **DATE CREATED:** 24.04.2023  
**PROJECT:** Empress Ballroom **DRAWN BY:** PCS  
**CONTRACT NO:** 323-20 **DRAWING NO:** [CL.28] **REV:** B



**1 No. COLUMN REQUIRED AS DRAWN MARKED CL\28**

ASSEMBLY / SUB ASSEMBLY STATUS	
1	THIS IS IT'S OWN ASSEMBLY

**SHOP MATERIAL LIST FOR 1 ASSEMBLY**

Mark	Size	Grade	No.	Length (mm)	Area (m) <sup>2</sup>	Weight (kg)
CL\29	UC152*152*37	S355	1	2923	2.714	107.0
p\115	BL15*190	S275	1	190	0.084	4.3
<b>Total</b>					2.797	111.2

**GENERAL NOTES**

All Holes to be **22** Dia UNO Slot hole length is to outside  
 All Welds to be **6** FW. UNO

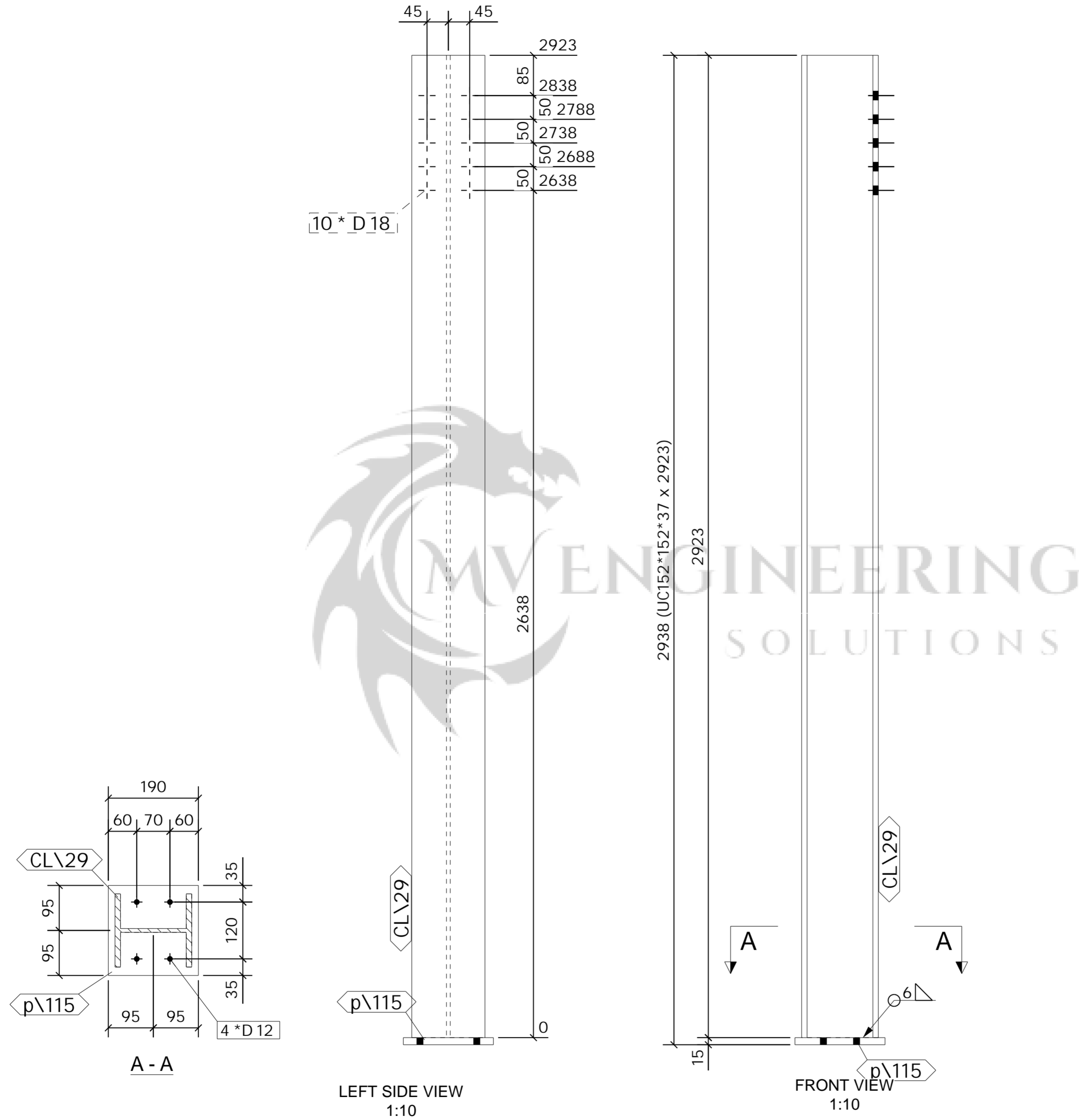
All Steelwork Manufactured to:  
 BS EN 1090-2: Execution Class **EXC2** U.N.O.

FINISH **S.B. & PRIME**

LOT **0** QTY **1**  
 PHASE **2** QTY **1**

**FABRICATION STATUS**

Sawn by: \_\_\_\_\_ Date: \_\_\_\_\_  
 Fabricated by: \_\_\_\_\_ Date: \_\_\_\_\_  
 Welded by: \_\_\_\_\_ Date: \_\_\_\_\_  
 Loaded by: \_\_\_\_\_ Date: \_\_\_\_\_  
 Checked by: \_\_\_\_\_ Date: \_\_\_\_\_



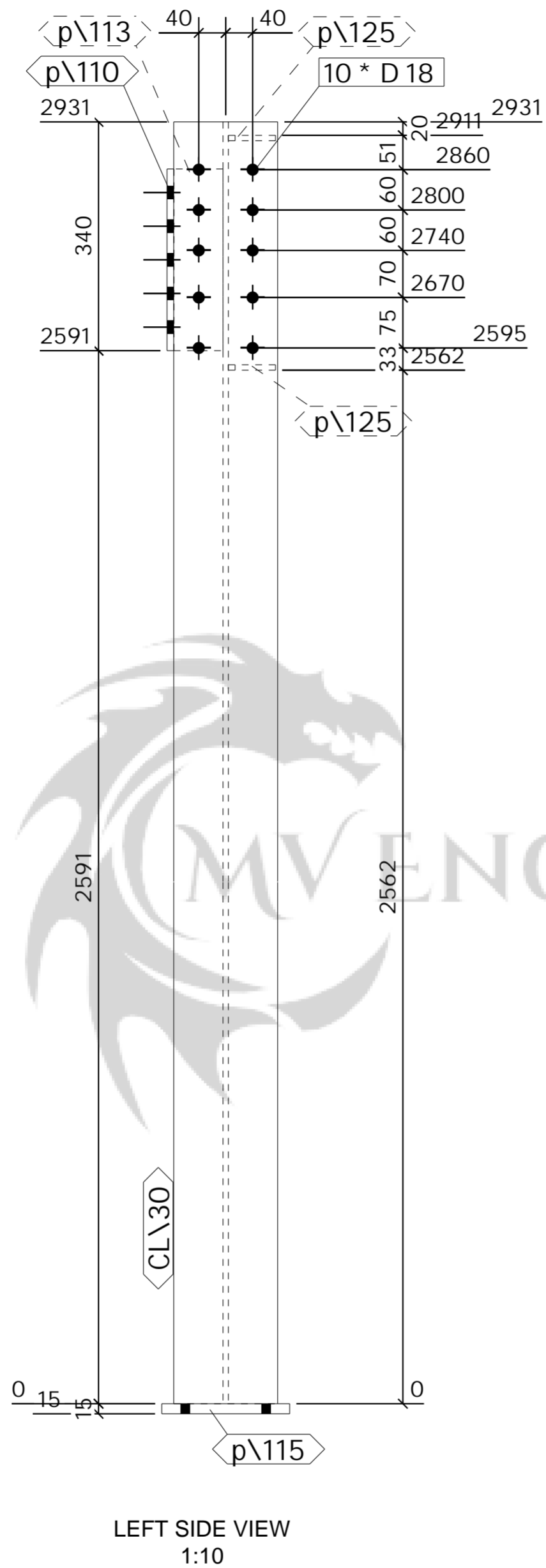
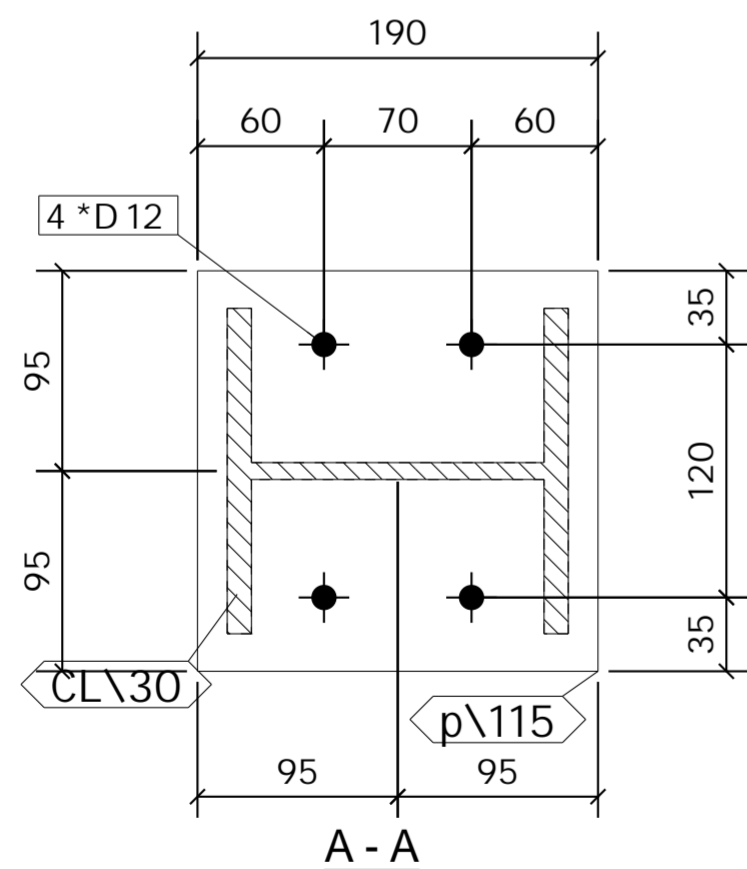
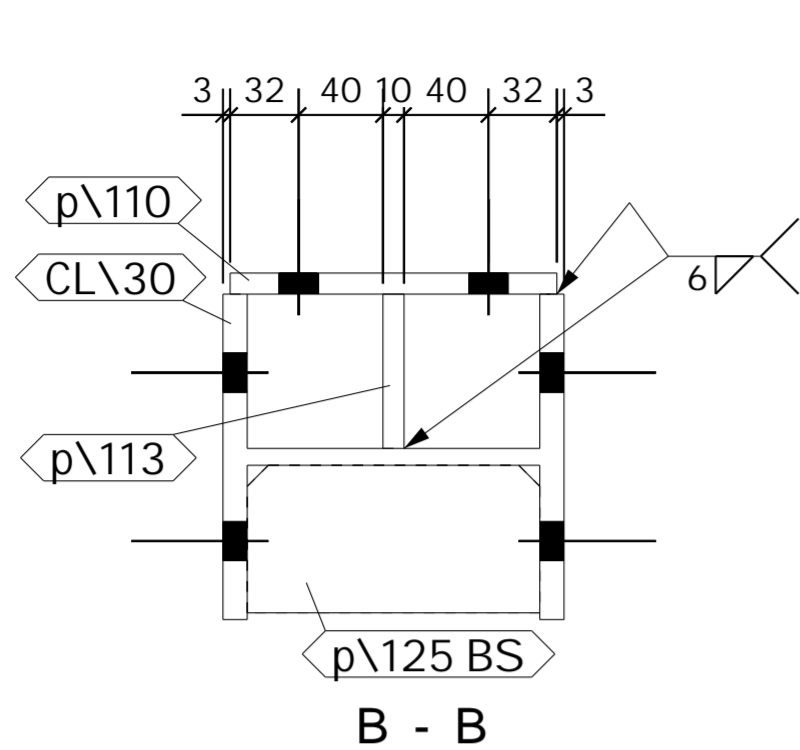
1 No. COLUMN

REQUIRED AS DRAWN MARKED CL\29

ASSEMBLY / SUB ASSEMBLY STATUS	
1	THIS IS IT'S OWN ASSEMBLY

REV	DESCRIPTION	By	Date	By	Date
B	ISSUED FOR APPROVAL	PCS	01.05.2023	SK	01.05.2023
A	ISSUED FOR APPROVAL	PCS	24.04.2023	SK	24.04.2023
MARK	DESCRIPTION	CREATED		CHECKED	

<b>CLIENT:</b>	<b>DATE CREATED:</b>
Empress Ballroom	24.04.2023
<b>PROJECT:</b>	<b>DRAWN BY:</b>
Empress Ballroom	PCS
<b>CONTRACT NO:</b>	<b>DRAWING NO:</b>
323-20	[CL.29]
<b>REV:</b>	<b>REV:</b>
B	B



1 No. COLUMN

REQUIRED AS DRAWN MARKED CL\30

SHOP MATERIAL LIST FOR 1 ASSEMBLY

Mark	Size	Grade	No.	Length (mm)	Area (m) <sup>2</sup>	Weight (kg)
CL\30	UC152*152*37	S355	1	2931	2.721	107.3
p\110	PLT10*155	S275	1	270	0.092	3.3
p\113	PLT10*73.2	S275	1	270	0.046	1.6
p\115	BL15*190	S275	1	190	0.084	4.3
p\125	FLT8*70	S275	2	139	0.045	1.2
				<b>Total</b>	2.988	117.6

GENERAL NOTES

All Holes to be 22 Dia UNO Slot hole length is to outside  
All Welds to be 6 FW. UNO

All Steelwork Manufactured to:  
BS EN 1090-2: Execution Class EXC2 U.N.O.

FINISH S.B. & PRIME  
LOT 0 QTY 1  
PHASE 2 QTY 1

FABRICATION STATUS

Sawn by: \_\_\_\_\_ Date: \_\_\_\_\_  
Fabricated by: \_\_\_\_\_ Date: \_\_\_\_\_  
Welded by: \_\_\_\_\_ Date: \_\_\_\_\_  
Loaded by: \_\_\_\_\_ Date: \_\_\_\_\_  
Checked by: \_\_\_\_\_ Date: \_\_\_\_\_

REV	DESCRIPTION	By	Date	By	Date
B	ISSUED FOR APPROVAL	PCS	01.05.2023	SK	01.05.2023
A	ISSUED FOR APPROVAL	PCS	24.04.2023	SK	24.04.2023
MARK	DESCRIPTION	CREATED		CHECKED	

CLIENT: \_\_\_\_\_ DATE CREATED: 24.04.2023  
PROJECT: Empress Ballroom DRAWN BY: PCS  
CONTRACT NO: 323-20 DRAWING NO: [CL.30] REV: B

ASSEMBLY / SUB ASSEMBLY STATUS
1 THIS IS IT'S OWN ASSEMBLY

**SHOP MATERIAL LIST FOR 1 ASSEMBLY**

Mark	Size	Grade	No.	Length (mm)	Area (m) <sup>2</sup>	Weight (kg)
CL\31	UC152*152*37	S355	1	2942	2.731	107.7
p\110	PLT10*155	S275	1	270	0.092	3.3
p\113	PLT10*73.2	S275	1	270	0.046	1.6
p\115	BL15*190	S275	1	190	0.084	4.3
p\125	FLT8*70	S275	2	139	0.045	1.2
<b>Total</b>					2.998	118.0

**GENERAL NOTES**

All Holes to be **22** Dia UNO Slot hole length is to outside  
 All Welds to be **6** FW. UNO

All Steelwork Manufactured to:  
 BS EN 1090-2: Execution Class **EXC2** U.N.O.

FINISH **S.B. & PRIME**

LOT **0** QTY **1**

PHASE **2** QTY **1**

**FABRICATION STATUS**


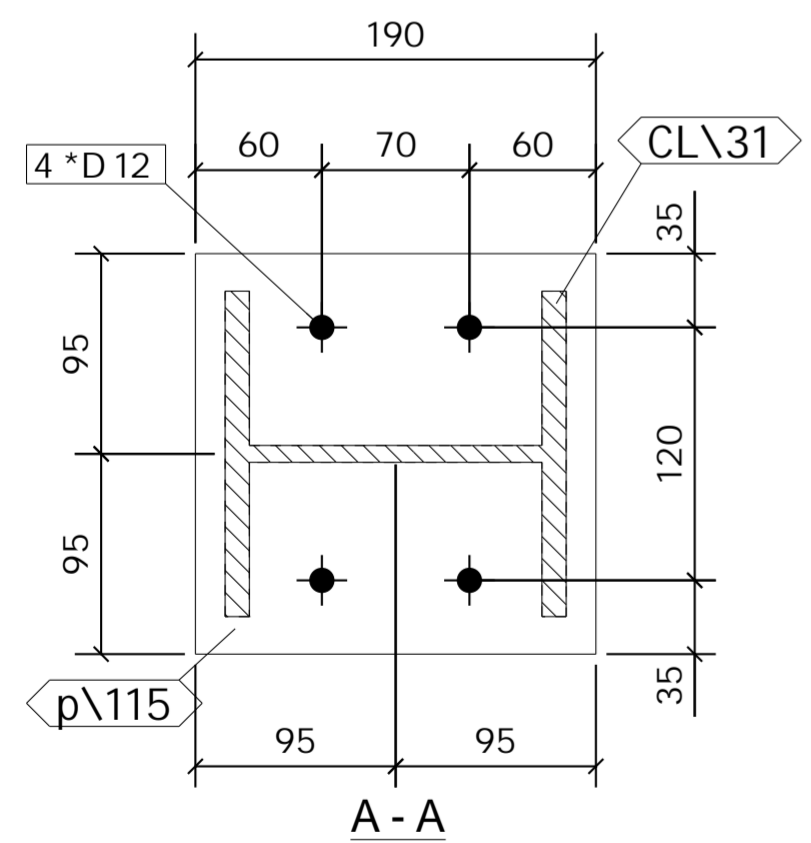
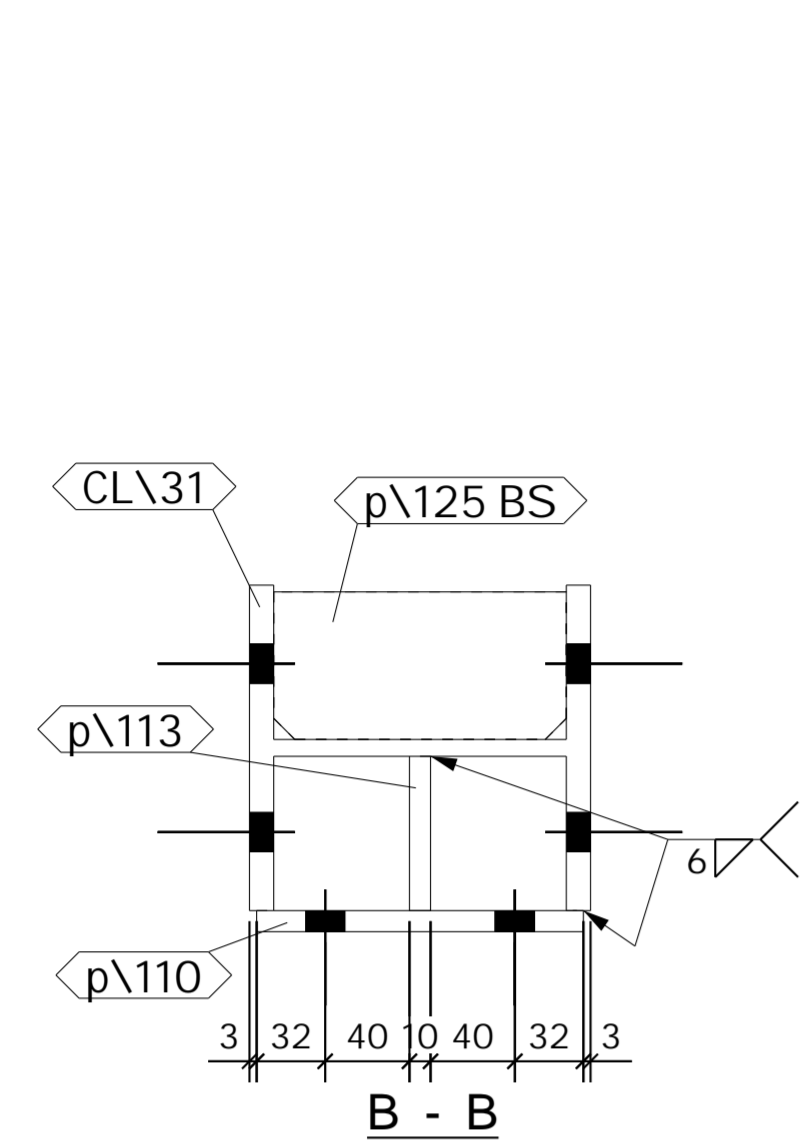
Sawn by: \_\_\_\_\_ Date: \_\_\_\_\_  
 Fabricated by: \_\_\_\_\_ Date: \_\_\_\_\_  
 Welded by: \_\_\_\_\_ Date: \_\_\_\_\_  
 Loaded by: \_\_\_\_\_ Date: \_\_\_\_\_  
 Checked by: \_\_\_\_\_ Date: \_\_\_\_\_

B	ISSUED FOR APPROVAL	PCS	01.05.2023	SK	01.05.2023
A	ISSUED FOR APPROVAL	PCS	24.04.2023	SK	24.04.2023
REV		By	Date	By	Date
MARK	DESCRIPTION	CREATED		CHECKED	

**CLIENT:** \_\_\_\_\_ **DATE CREATED:** 24.04.2023

**PROJECT:** Empress Ballroom **DRAWN BY:** PCS

**CONTRACT NO:** 323-20 **DRAWING NO:** [CL.31] **REV:** B



LEFT SIDE VIEW  
1:10



FRONT VIEW  
1:10

1 No. COLUMN

REQUIRED AS DRAWN MARKED CL\31

ASSEMBLY / SUB ASSEMBLY STATUS	
1	THIS IS IT'S OWN ASSEMBLY



**SHOP MATERIAL LIST FOR 1 ASSEMBLY**

Mark	Size	Grade	No.	Length (mm)	Area (m) <sup>2</sup>	Weight (kg)
CL\32	HF-CHS114.3*6.3	S355	1	2551	0.915	42.1
p\116	BL15*255	S275	1	255	0.145	7.7
p\124	FLT10*130	S275	1	225	0.066	2.3
<b>Total</b>					1.125	52.1

**GENERAL NOTES**

All Holes to be **22 Dia UNO** Slot hole length is to outside  
 All Welds to be **6 FW. UNO**

All Steelwork Manufactured to:  
 BS EN 1090-2: Execution Class **EXC2** U.N.O.

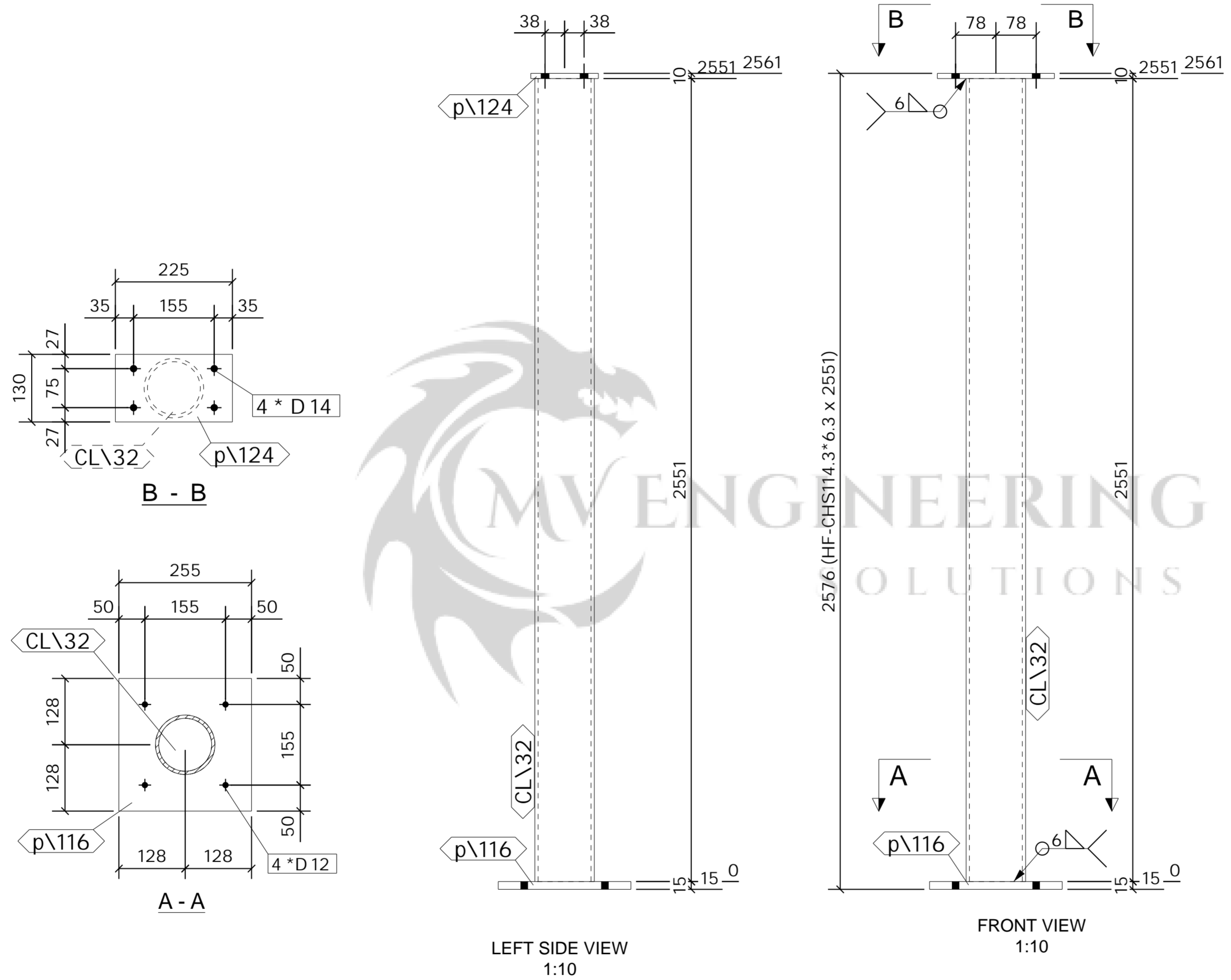
FINISH **S.B. & PRIME**

LOT **0** QTY **1**

PHASE **2** QTY **1**

**FABRICATION STATUS**

Sawn by: \_\_\_\_\_ Date: \_\_\_\_\_  
 Fabricated by: \_\_\_\_\_ Date: \_\_\_\_\_  
 Welded by: \_\_\_\_\_ Date: \_\_\_\_\_  
 Loaded by: \_\_\_\_\_ Date: \_\_\_\_\_  
 Checked by: \_\_\_\_\_ Date: \_\_\_\_\_



1 No. COLUMN

REQUIRED AS DRAWN MARKED CL\32

ASSEMBLY / SUB ASSEMBLY STATUS	
1	THIS IS IT'S OWN ASSEMBLY

B	ISSUED FOR APPROVAL	PCS	01.05.2023	SK	01.05.2023
A	ISSUED FOR APPROVAL	PCS	24.04.2023	SK	24.04.2023
REV		By	Date	By	Date
MARK	DESCRIPTION	CREATED		CHECKED	

**CLIENT:** \_\_\_\_\_ **DATE CREATED:** 24.04.2023

**PROJECT:** Empress Ballroom **DRAWN BY:** PCS

**CONTRACT NO:** 323-20 **DRAWING NO:** [CL.32] **REV:** B

**SHOP MATERIAL LIST FOR 1 ASSEMBLY**

Mark	Size	Grade	No.	Length (mm)	Area (m) <sup>2</sup>	Weight (kg)
CL\33	HF-CHS114.3*6.3	S355	1	2559	0.917	42.2
p\116	BL15*255	S275	1	255	0.145	7.7
p\124	FLT10*130	S275	1	225	0.066	2.3
<b>Total</b>					1.128	52.2

**GENERAL NOTES**

All Holes to be **22 Dia UNO** Slot hole length is to outside  
 All Welds to be **6 FW. UNO**

All Steelwork Manufactured to:  
 BS EN 1090-2: Execution Class **EXC2** U.N.O.

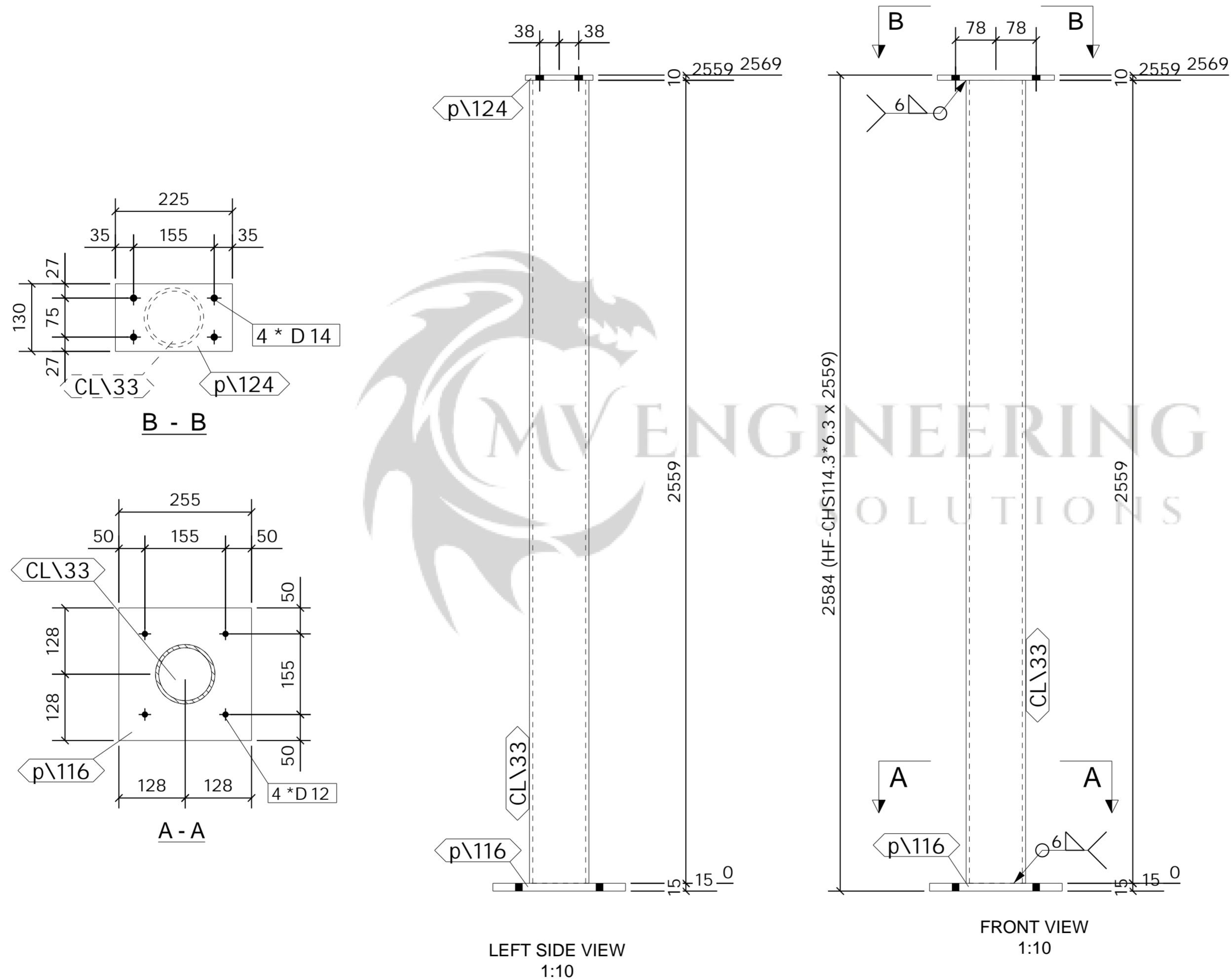
FINISH **S.B. & PRIME**

LOT **0** QTY **1**

PHASE **2** QTY **1**

**FABRICATION STATUS**

Sawn by: \_\_\_\_\_ Date: \_\_\_\_\_  
 Fabricated by: \_\_\_\_\_ Date: \_\_\_\_\_  
 Welded by: \_\_\_\_\_ Date: \_\_\_\_\_  
 Loaded by: \_\_\_\_\_ Date: \_\_\_\_\_  
 Checked by: \_\_\_\_\_ Date: \_\_\_\_\_



1 No. COLUMN

REQUIRED AS DRAWN MARKED CL\33

ASSEMBLY / SUB ASSEMBLY STATUS	
1	THIS IS IT'S OWN ASSEMBLY

REV	DESCRIPTION	By	Date	By	Date
B	ISSUED FOR APPROVAL	PCS	01.05.2023	SK	01.05.2023
A	ISSUED FOR APPROVAL	PCS	24.04.2023	SK	24.04.2023
MARK	DESCRIPTION	CREATED		CHECKED	

<b>CLIENT:</b>	<b>DATE CREATED:</b>
Empress Ballroom	24.04.2023
<b>PROJECT:</b>	<b>DRAWN BY:</b>
Empress Ballroom	PCS
<b>CONTRACT NO:</b>	<b>DRAWING NO:</b>
323-20	[CL.33]
<b>REV:</b>	<b>REV:</b>
B	B

**SHOP MATERIAL LIST FOR 1 ASSEMBLY**

Mark	Size	Grade	No.	Length (mm)	Area (m) <sup>2</sup>	Weight (kg)
BM\48	UB406*140*39	S355	1	4920	6.654	188.3
p\12	PLT20*210	S275	2	645	0.610	42.5
p\15	FLT10*150	S275	1	391	0.128	4.6
p\23	PLT10*67.7	S275	1	381	0.060	2.0
<b>Total</b>					<b>7.452</b>	<b>237.5</b>

**GENERAL NOTES**

All Holes to be **22** Dia UNO Slot hole length is to outside  
 All Welds to be **6** FW. UNO

All Steelwork Manufactured to:  
 BS EN 1090-2: Execution Class **EXC2** U.N.O.

FINISH **S.B. & PRIME**

LOT **0** QTY **1**

PHASE **2** QTY **1**

**FABRICATION STATUS**

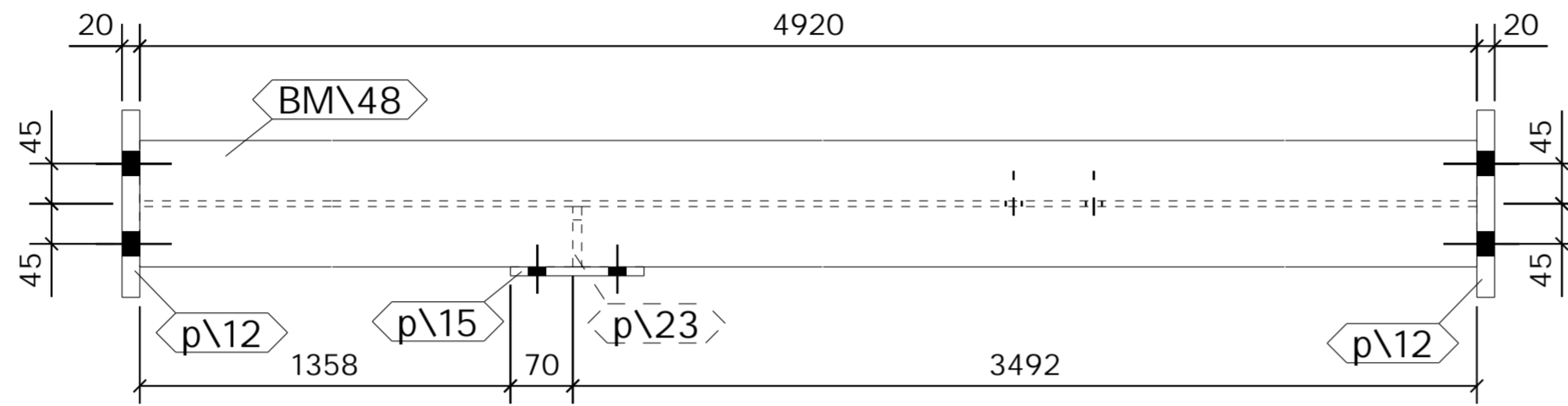
Sawn by: \_\_\_\_\_ Date: \_\_\_\_\_

Fabricated by: \_\_\_\_\_ Date: \_\_\_\_\_

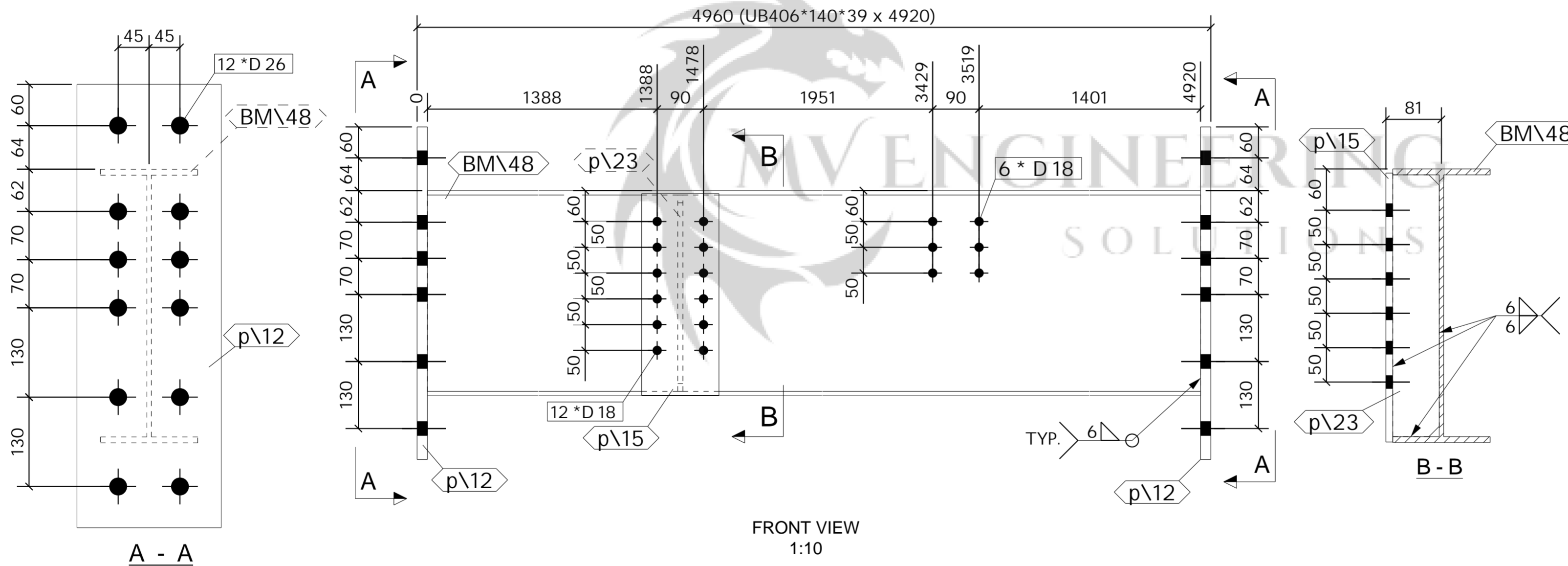
Welded by: \_\_\_\_\_ Date: \_\_\_\_\_

Loaded by: \_\_\_\_\_ Date: \_\_\_\_\_

Checked by: \_\_\_\_\_ Date: \_\_\_\_\_



TOP VIEW  
1:10



FRONT VIEW  
1:10

1 No. BEAM

REQUIRED AS DRAWN MARKED **BM\49**

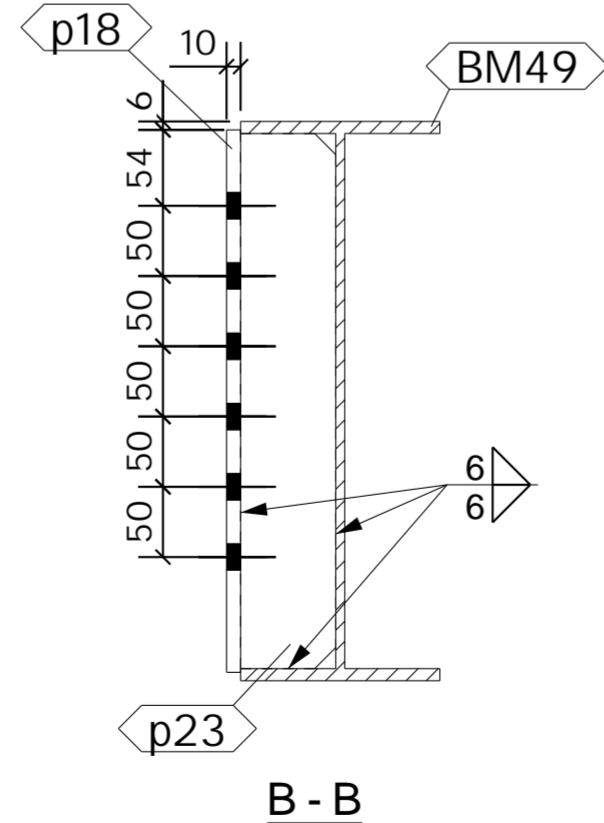
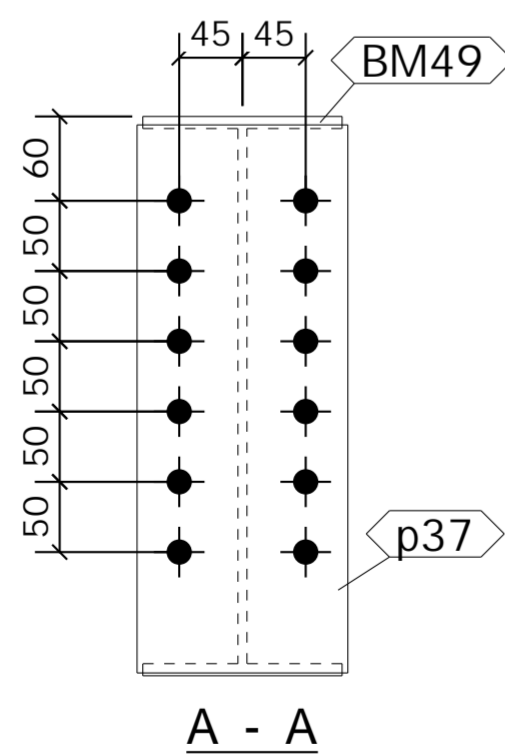
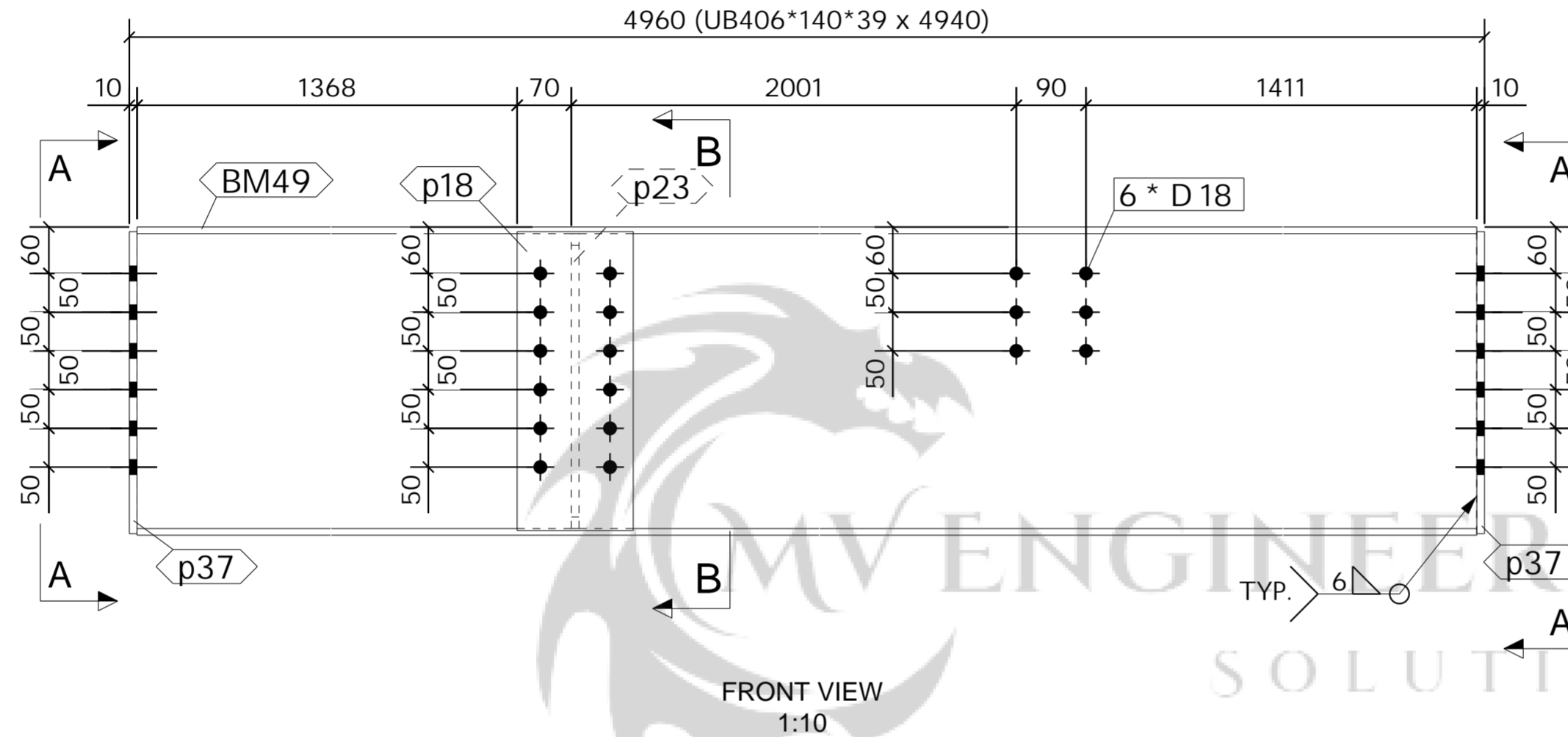
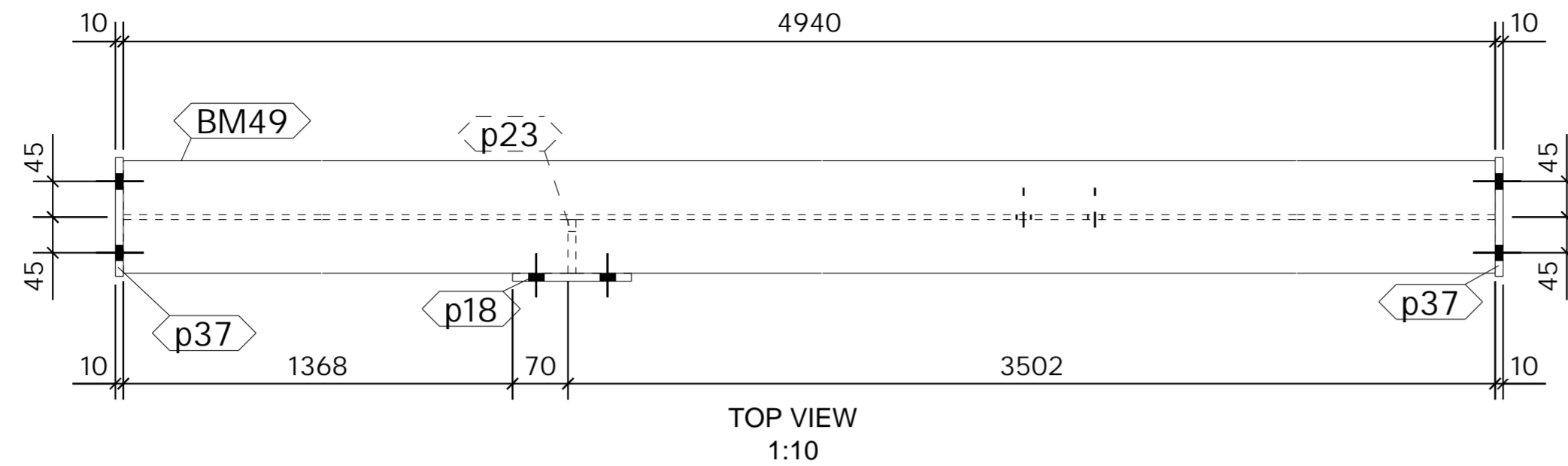
ASSEMBLY / SUB ASSEMBLY STATUS	
1	THIS IS IT'S OWN ASSEMBLY

B	ISSUED FOR APPROVAL	PCS	02.05.2023	SK	02.05.2023
A	ISSUED FOR APPROVAL	PCS	31.01.2023	SK	31.01.2023
REV		By	Date	By	Date
MARK	DESCRIPTION	CREATED		CHECKED	

**CLIENT:** \_\_\_\_\_ **DATE CREATED:** 03.01.2023

**PROJECT:** Empress Ballroom **DRAWN BY:** PCS

**CONTRACT NO:** 323-20 **DRAWING NO:** [BM.49] **REV:** B



1 No. BEAM

REQUIRED AS DRAWN MARKED BM\50

SHOP MATERIAL LIST FOR 1 ASSEMBLY

Mark	Size	Grade	No.	Length (mm)	Area (m) <sup>2</sup>	Weight (kg)	
BM49	UB406*140*39	S355	1	4940	6.681	189.1	
p\18	FLT10*150	S275	1	386	0.127	4.5	
p\23	PLT10*67.7	S275	1	381	0.060	2.0	
p\37	FLT10*150	S275	2	390	0.256	9.2	
					<b>Total</b>	<b>7.123</b>	<b>204.8</b>

GENERAL NOTES

All Holes to be **22 Dia UNO** Slot hole length is to outside  
All Welds to be **6 FW. UNO**

All Steelwork Manufactured to:  
BS EN 1090-2: Execution Class **EXC2** U.N.O.

FINISH **S.B. & PRIME**

LOT **0** QTY **1**

PHASE **2** QTY **1**

FABRICATION STATUS

Sawn by: \_\_\_\_\_ Date: \_\_\_\_\_

Fabricated by: \_\_\_\_\_ Date: \_\_\_\_\_

Welded by: \_\_\_\_\_ Date: \_\_\_\_\_

Loaded by: \_\_\_\_\_ Date: \_\_\_\_\_

Checked by: \_\_\_\_\_ Date: \_\_\_\_\_

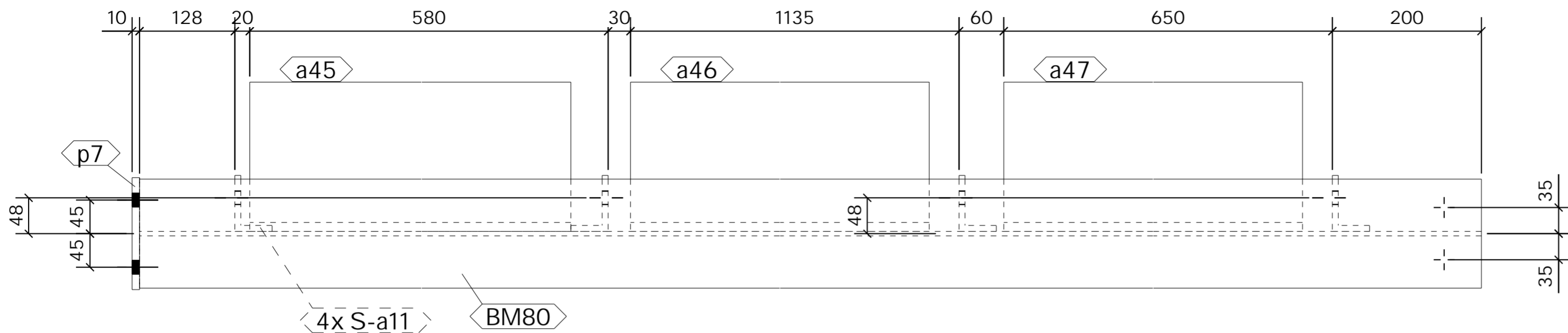
REV	DESCRIPTION	ISSUED FOR APPROVAL			
		By	Date	By	Date
A		PCS	31.01.2023	SK	31.01.2023
MARK		CREATED		CHECKED	

CLIENT: \_\_\_\_\_ DATE CREATED: 03.01.2023

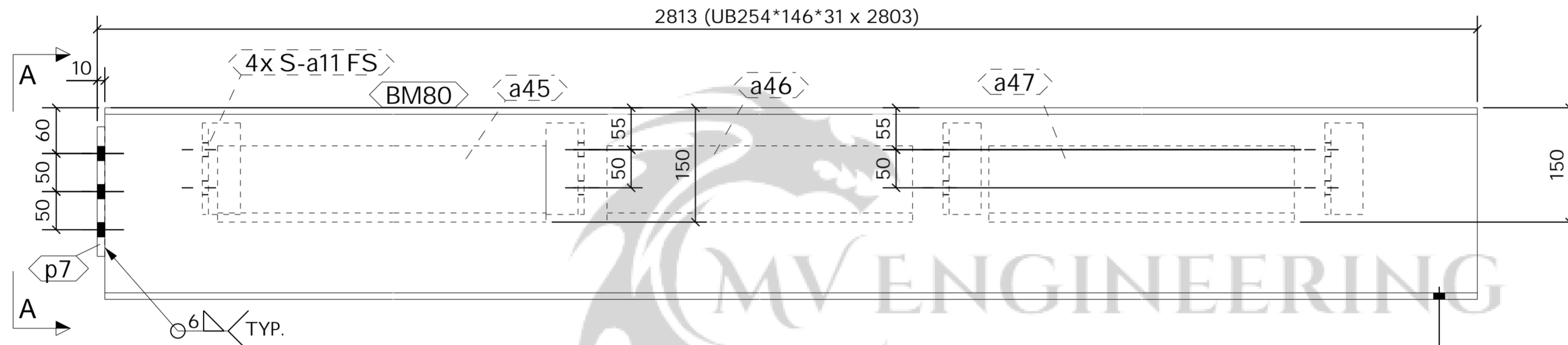
PROJECT: Empress Ballroom DRAWN BY: PCS

CONTRACT NO: 323-20 DRAWING NO: [BM.50] REV: A

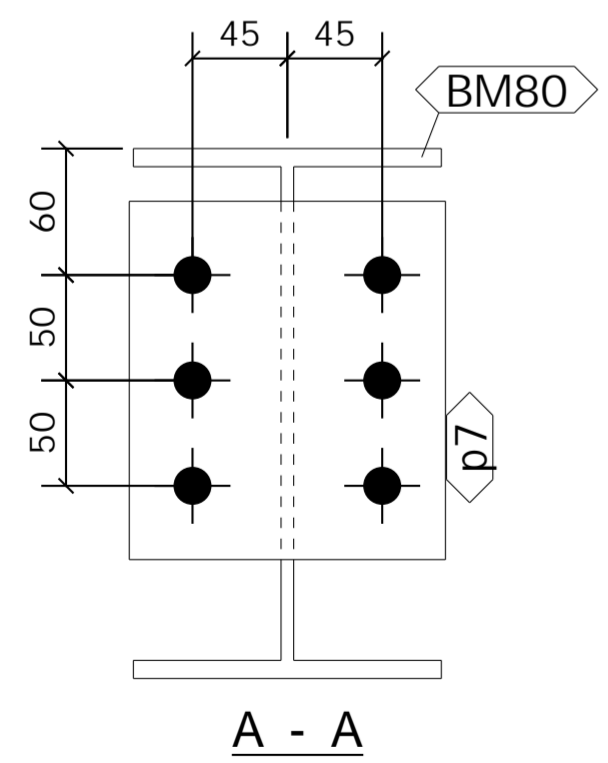
ASSEMBLY / SUB ASSEMBLY STATUS	
1	THIS IS IT'S OWN ASSEMBLY



TOP VIEW  
1:7.5



FRONT VIEW  
1:7.5



A - A

2 No. BEAM

REQUIRED AS DRAWN MARKED BM77

SHOP MATERIAL LIST FOR 1 ASSEMBLY

Mark	Size	Grade	No.	Length (mm)	Area (m) <sup>2</sup>	Weight (kg)
BM80	UB254*146*31	S355	1	2803	3.021	86.2
S-a11	RSA75*50*8	S355	4	120	0.127	3.5
a45	RSA200*100*12	S275	1	530	0.325	14.4
a46	RSA200*100*12	S275	1	1095	0.664	29.7
a47	RSA200*100*12	S275	1	610	0.373	16.5
p7	FLT10*150	S275	1	170	0.057	2.0
<b>Total</b>					<b>4.568</b>	<b>152.4</b>

GENERAL NOTES

All Holes to be 22 Dia UNO Slot hole length is to outside  
 All Welds to be 6 FW. UNO

All Steelwork Manufactured to:  
 BS EN 1090-2: Execution Class **EXC2** U.N.O.

FINISH **S.B. & PRIME**

LOT **0** QTY **2**

PHASE **2** QTY **2**

FABRICATION STATUS

Sawn by: \_\_\_\_\_ Date: \_\_\_\_\_

Fabricated by: \_\_\_\_\_ Date: \_\_\_\_\_

Welded by: \_\_\_\_\_ Date: \_\_\_\_\_

Loaded by: \_\_\_\_\_ Date: \_\_\_\_\_

Checked by: \_\_\_\_\_ Date: \_\_\_\_\_

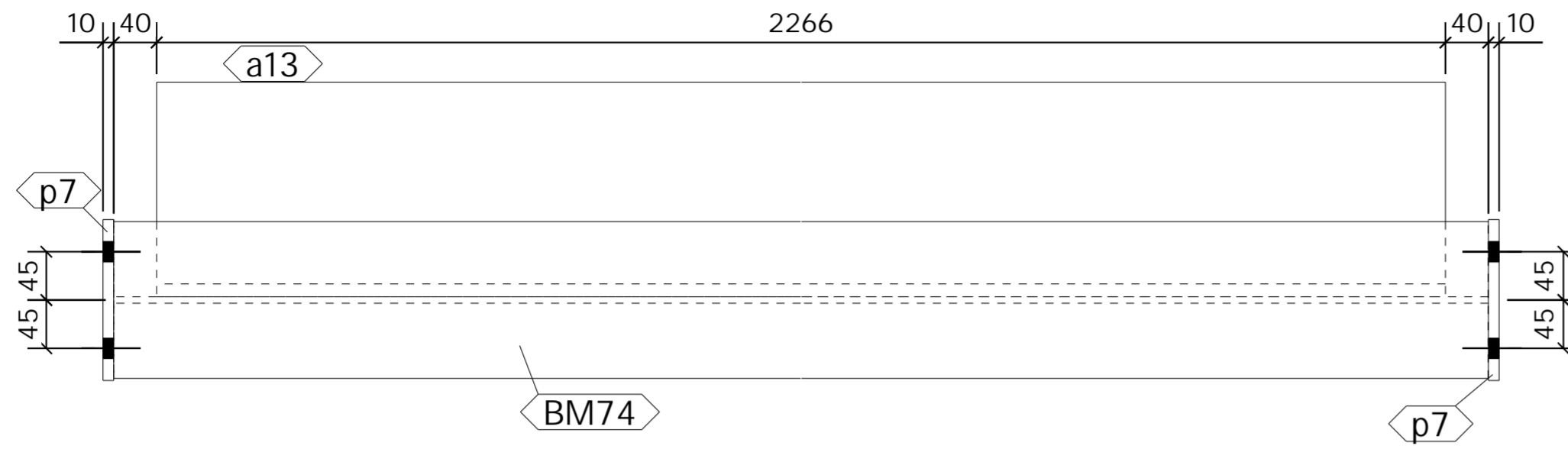
REV	DESCRIPTION	By	Date	By	Date
A	ISSUED FOR APPROVAL	PCS	31.01.2023	SK	31.01.2023
MARK	DESCRIPTION	CREATED		CHECKED	

**CLIENT:** \_\_\_\_\_ **DATE CREATED:** 03.01.2023


**PROJECT:** Empress Ballroom **DRAWN BY:** PCS

**CONTRACT NO:** 323-20 **DRAWING NO:** [BM.77] **REV:** A

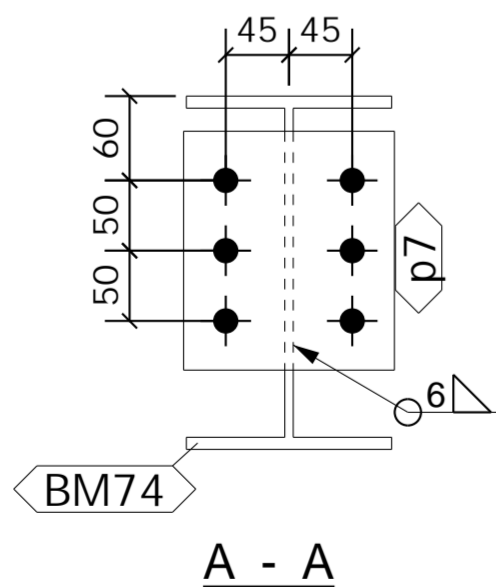
ASSEMBLY / SUB ASSEMBLY STATUS
2 THIS IS IT'S OWN ASSEMBLY



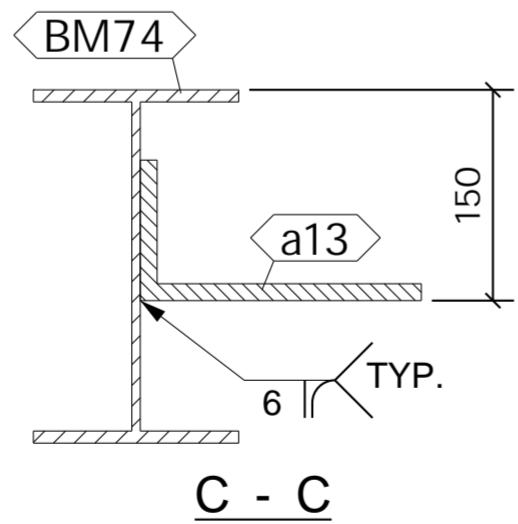
TOP VIEW  
1:7.5



FRONT VIEW  
1:7.5



A - A



C - C

1 No. BEAM

REQUIRED AS DRAWN MARKED BM78

SHOP MATERIAL LIST FOR 1 ASSEMBLY

Mark	Size	Grade	No.	Length (mm)	Area (m) <sup>2</sup>	Weight (kg)
BM74	UB254*146*31	S355	1	2346	2.530	72.2
a\13	RSA200*100*12	S275	1	2266	1.367	61.5
p\7	FLT10*150	S275	2	170	0.115	4.0
<b>Total</b>					<b>4.012</b>	<b>137.6</b>

GENERAL NOTES

All Holes to be 22 Dia UNO Slot hole length is to outside  
All Welds to be 6 FW. UNO

All Steelwork Manufactured to:  
BS EN 1090-2: Execution Class EXC2 U.N.O.

FINISH S.B. & PRIME

LOT	0	QTY	1
PHASE	2	QTY	1

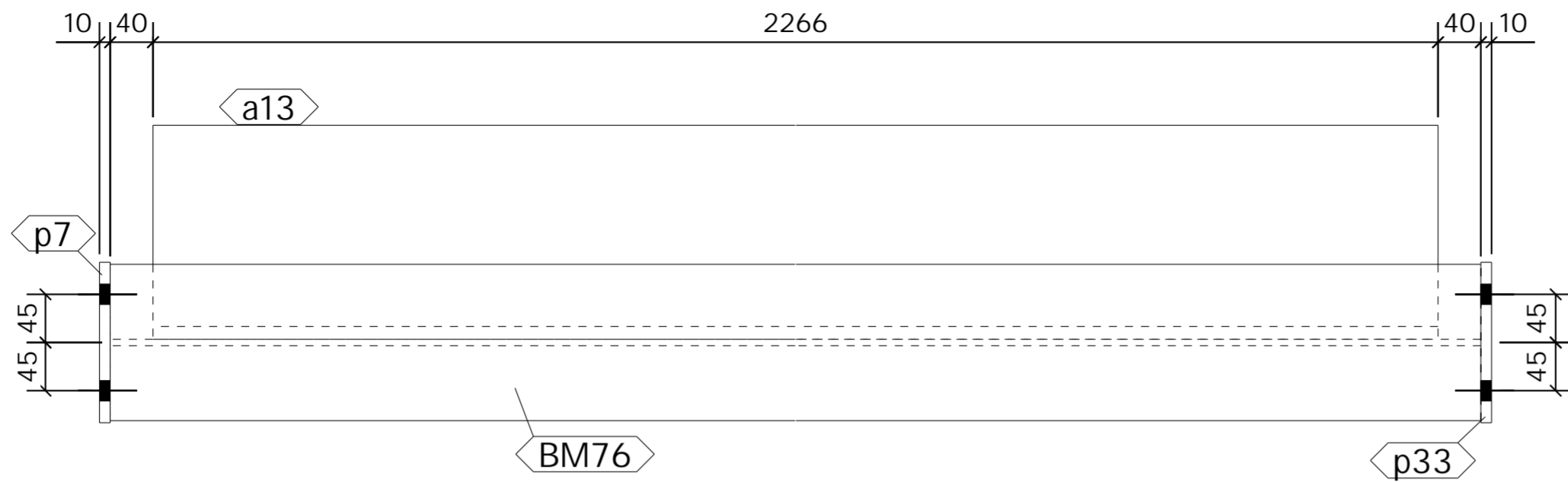
FABRICATION STATUS

Sawn by:	_____	Date:	_____
Fabricated by:	_____	Date:	_____
Welded by:	_____	Date:	_____
Loaded by:	_____	Date:	_____
Checked by:	_____	Date:	_____


A	ISSUED FOR APPROVAL	PCS	31.01.2023	SK	31.01.2023
		By	Date	By	Date
REV	DESCRIPTION	CREATED		CHECKED	

<b>CLIENT:</b>	<b>DATE CREATED:</b>	
Empress Ballroom	03.01.2023	
<b>PROJECT:</b>	<b>DRAWN BY:</b>	
Empress Ballroom	PCS	
<b>CONTRACT NO:</b>	<b>DRAWING NO:</b>	<b>REV:</b>
323-20	[BM.78]	A

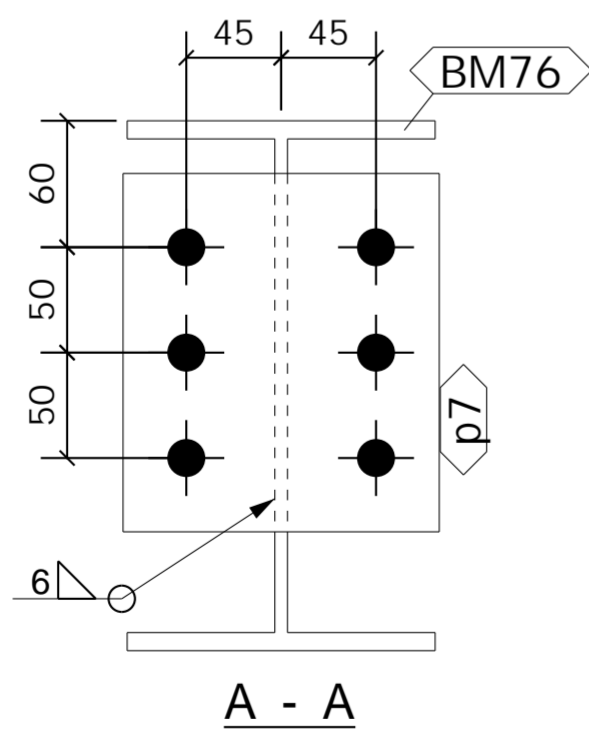
ASSEMBLY / SUB ASSEMBLY STATUS	
1	THIS IS IT'S OWN ASSEMBLY



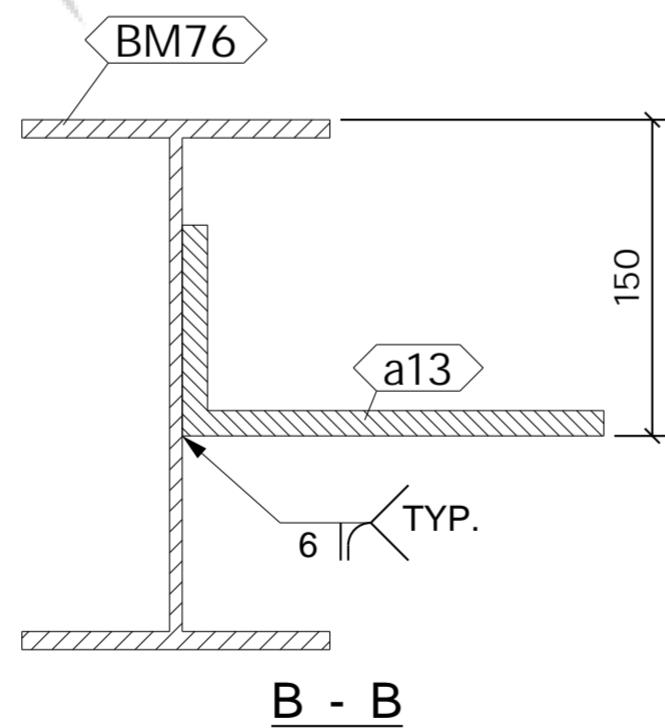
TOP VIEW  
1:7.5



FRONT VIEW  
1:7.5



A - A



B - B

1 No. BEAM

REQUIRED AS DRAWN MARKED BM\80

SHOP MATERIAL LIST FOR 1 ASSEMBLY

Mark	Size	Grade	No.	Length (mm)	Area (m) <sup>2</sup>	Weight (kg)	
BM76	UB254*146*31	S355	1	2346	2.530	72.2	
a\13	RSA200*100*12	S275	1	2266	1.367	61.5	
p\7	FLT10*150	S275	1	170	0.057	2.0	
p\33	FLT10*150	S275	1	170	0.057	2.0	
					<b>Total</b>	4.012	137.6

GENERAL NOTES

All Holes to be 22 Dia UNO Slot hole length is to outside  
All Welds to be 6 FW. UNO

All Steelwork Manufactured to:  
BS EN 1090-2: Execution Class EXC2 U.N.O.

FINISH S.B. & PRIME

LOT 0 QTY 1

PHASE 2 QTY 1

FABRICATION STATUS

Sawn by: \_\_\_\_\_ Date: \_\_\_\_\_

Fabricated by: \_\_\_\_\_ Date: \_\_\_\_\_

Welded by: \_\_\_\_\_ Date: \_\_\_\_\_

Loaded by: \_\_\_\_\_ Date: \_\_\_\_\_

Checked by: \_\_\_\_\_ Date: \_\_\_\_\_

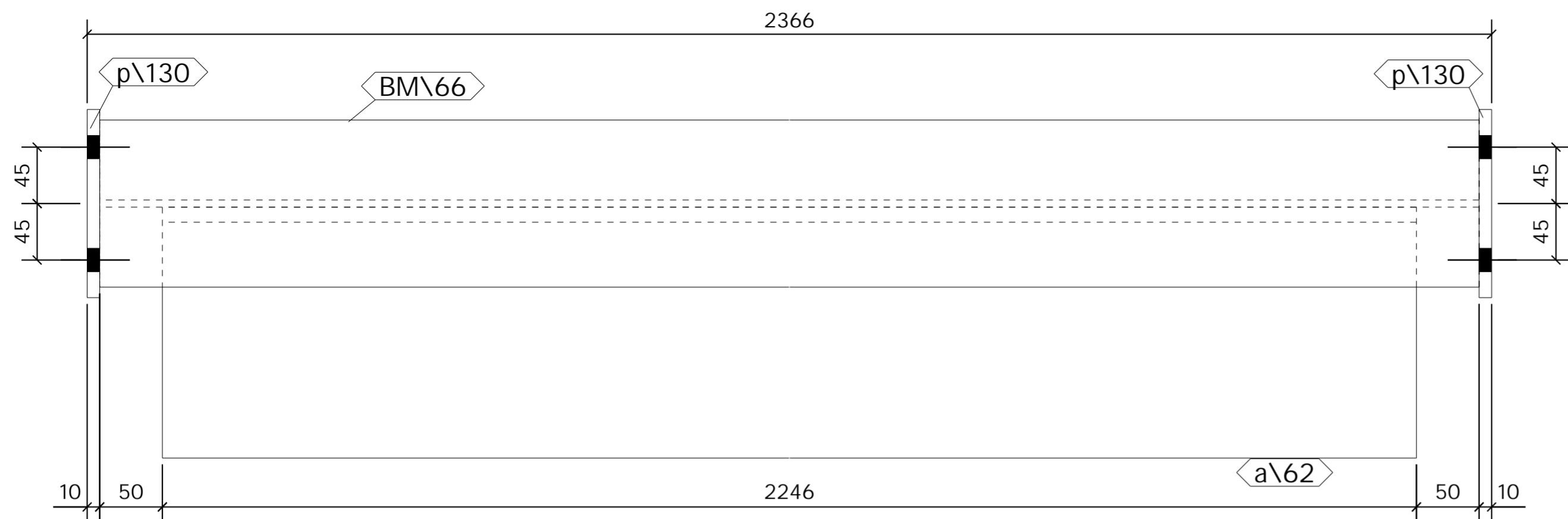
REV	MARK	DESCRIPTION	ISSUED FOR APPROVAL		By		Date	
			By	Date	By	Date		
	A		PCS	31.01.2023	SK	31.01.2023		
			CREATED		CHECKED			

CLIENT: \_\_\_\_\_ DATE CREATED: 03.01.2023


PROJECT: Empress Ballroom DRAWN BY: PCS

CONTRACT NO: 323-20 DRAWING NO: [BM.80] REV: A

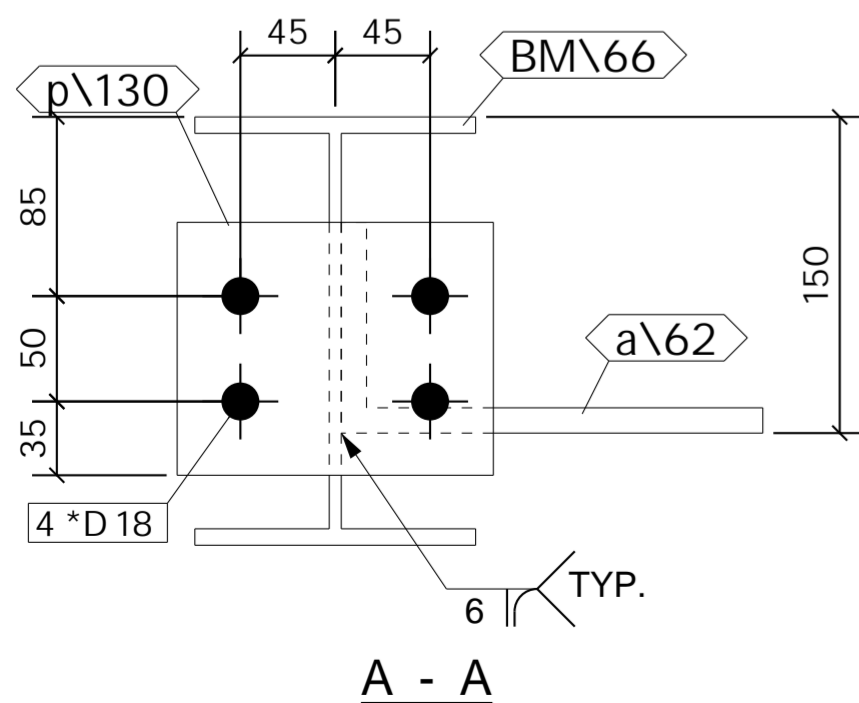
ASSEMBLY / SUB ASSEMBLY STATUS	
1	THIS IS IT'S OWN ASSEMBLY



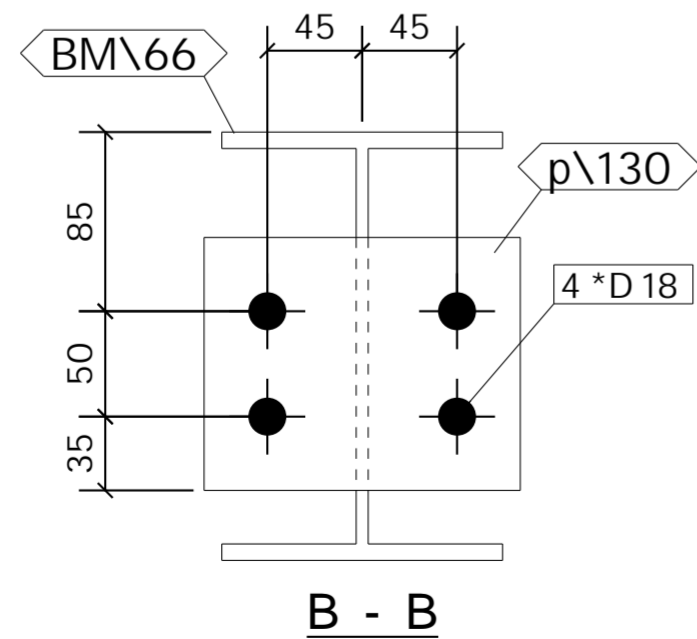
TOP VIEW  
1:5



FRONT VIEW  
1:5



A - A



B - B

1 No. BEAM

REQUIRED AS DRAWN MARKED BM\84

SHOP MATERIAL LIST FOR 1 ASSEMBLY

Mark	Size	Grade	No.	Length (mm)	Area (m) <sup>2</sup>	Weight (kg)
BM\66	UB203*133*25	S355	1	2346	2.183	58.0
a\62	RSA200*100*12	S275	1	2246	1.355	60.9
p\130	FLT10*120	S275	2	150	0.083	2.8
<b>Total</b>					<b>3.620</b>	<b>121.7</b>

GENERAL NOTES

All Holes to be 22 Dia UNO Slot hole length is to outside  
All Welds to be 6 FW. UNO

All Steelwork Manufactured to:  
BS EN 1090-2: Execution Class EXC2 U.N.O.

FINISH S.B. & PRIME

LOT 0 QTY 1

PHASE 2 QTY 1

FABRICATION STATUS

Sawn by: \_\_\_\_\_ Date: \_\_\_\_\_  
Fabricated by: \_\_\_\_\_ Date: \_\_\_\_\_  
Welded by: \_\_\_\_\_ Date: \_\_\_\_\_  
Loaded by: \_\_\_\_\_ Date: \_\_\_\_\_  
Checked by: \_\_\_\_\_ Date: \_\_\_\_\_

REV	DESCRIPTION	By	Date	By	Date
B	ISSUED FOR APPROVAL	PCS	02.05.2023	SK	02.05.2023
A	ISSUED FOR APPROVAL	PCS	24.04.2023	SK	24.04.2023
MARK	DESCRIPTION	CREATED		CHECKED	

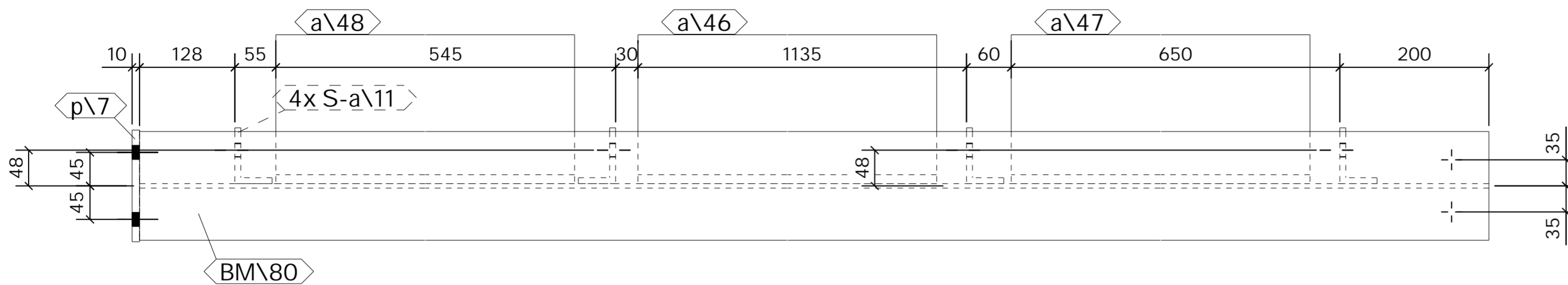
CLIENT: \_\_\_\_\_ DATE CREATED: 24.04.2023

PROJECT: Empress Ballroom DRAWN BY: PCS

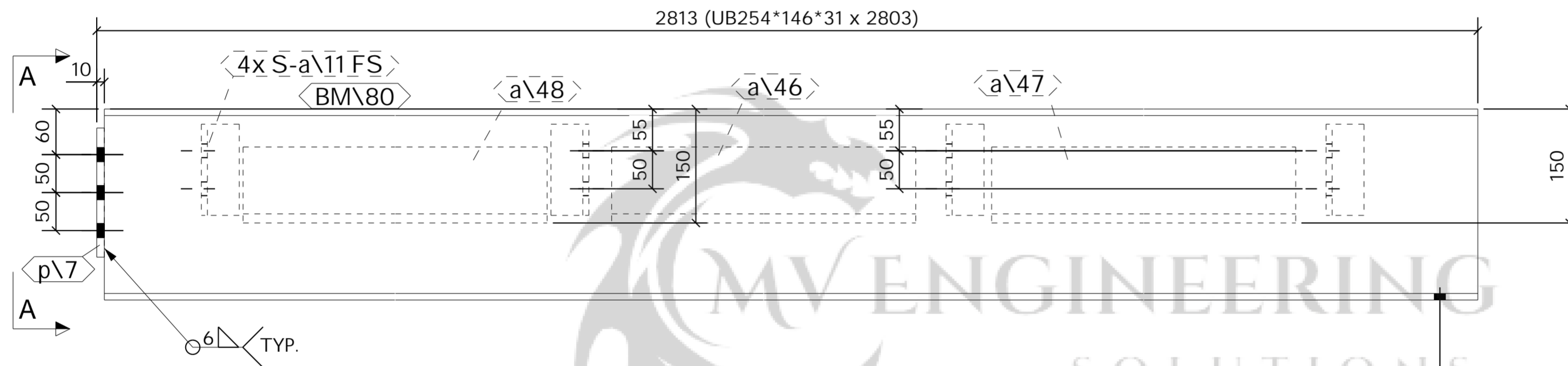
CONTRACT NO: 323-20 DRAWING NO: [BM.84] REV: B

ASSEMBLY / SUB ASSEMBLY STATUS	
1	THIS IS IT'S OWN ASSEMBLY

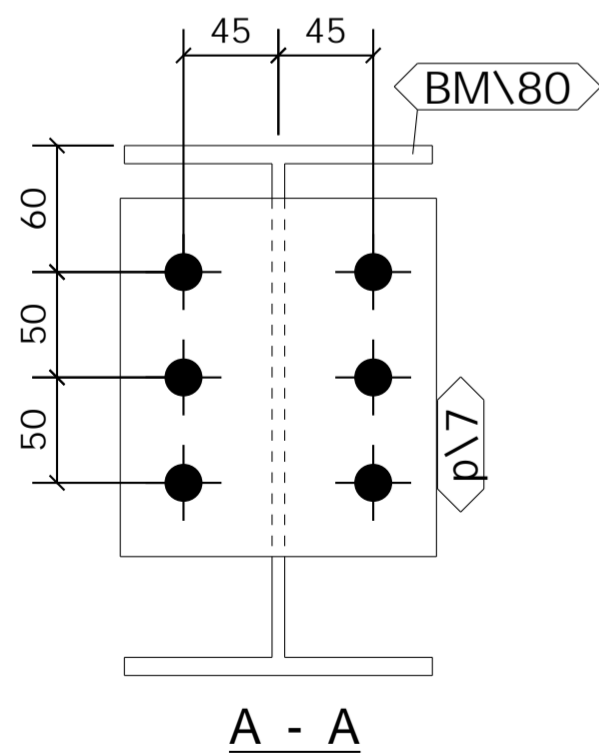




TOP VIEW  
1:7.5



FRONT VIEW  
1:7.5



A - A

1 No. BEAM

REQUIRED AS DRAWN MARKED BM\85

SHOP MATERIAL LIST FOR 1 ASSEMBLY

Mark	Size	Grade	No.	Length (mm)	Area (m) <sup>2</sup>	Weight (kg)
BM\80	UB254*146*31	S355	1	2803	3.021	86.2
S-a\11	RSA75*50*8	S355	4	120	0.127	3.5
a\46	RSA200*100*12	S275	1	1095	0.664	29.7
a\47	RSA200*100*12	S275	1	610	0.373	16.5
a\48	RSA200*100*12	S275	1	490	0.301	13.3
p\7	FLT10*150	S275	1	170	0.057	2.0
<b>Total</b>					<b>4.544</b>	<b>151.3</b>

GENERAL NOTES

All Holes to be 22 Dia UNO Slot hole length is to outside  
All Welds to be 6 FW. UNO

All Steelwork Manufactured to:  
BS EN 1090-2: Execution Class **EXC2** U.N.O.

FINISH **S.B. & PRIME**

LOT **0** QTY **1**

PHASE **2** QTY **1**

FABRICATION STATUS

Sawn by: \_\_\_\_\_ Date: \_\_\_\_\_  
Fabricated by: \_\_\_\_\_ Date: \_\_\_\_\_  
Welded by: \_\_\_\_\_ Date: \_\_\_\_\_  
Loaded by: \_\_\_\_\_ Date: \_\_\_\_\_  
Checked by: \_\_\_\_\_ Date: \_\_\_\_\_

A	ISSUED FOR APPROVAL	PCS	31.01.2023	SK	31.01.2023
		By	Date	By	Date
REV	DESCRIPTION	CREATED		CHECKED	

CLIENT: \_\_\_\_\_ DATE CREATED: 21.04.2023

PROJECT: Empress Ballroom DRAWN BY: PCS

CONTRACT NO: 323-20 DRAWING NO: [BM.85] REV: A

ASSEMBLY / SUB ASSEMBLY STATUS	
1	THIS IS IT'S OWN ASSEMBLY

**SHOP MATERIAL LIST FOR 1 ASSEMBLY**

Mark	Size	Grade	No.	Length (mm)	Area (m) <sup>2</sup>	Weight (kg)
BM\97	UB356*127*39	S355	1	4940	5.926	189.5
p\118	FLT10*150	S275	2	270	0.179	6.4
p\121	FLT10*130	S275	1	170	0.050	1.7
<b>Total</b>					<b>6.155</b>	<b>197.6</b>

**GENERAL NOTES**

All Holes to be **22 Dia UNO** Slot hole length is to outside  
 All Welds to be **6 FW. UNO**

All Steelwork Manufactured to:  
 BS EN 1090-2: Execution Class **EXC2** U.N.O.

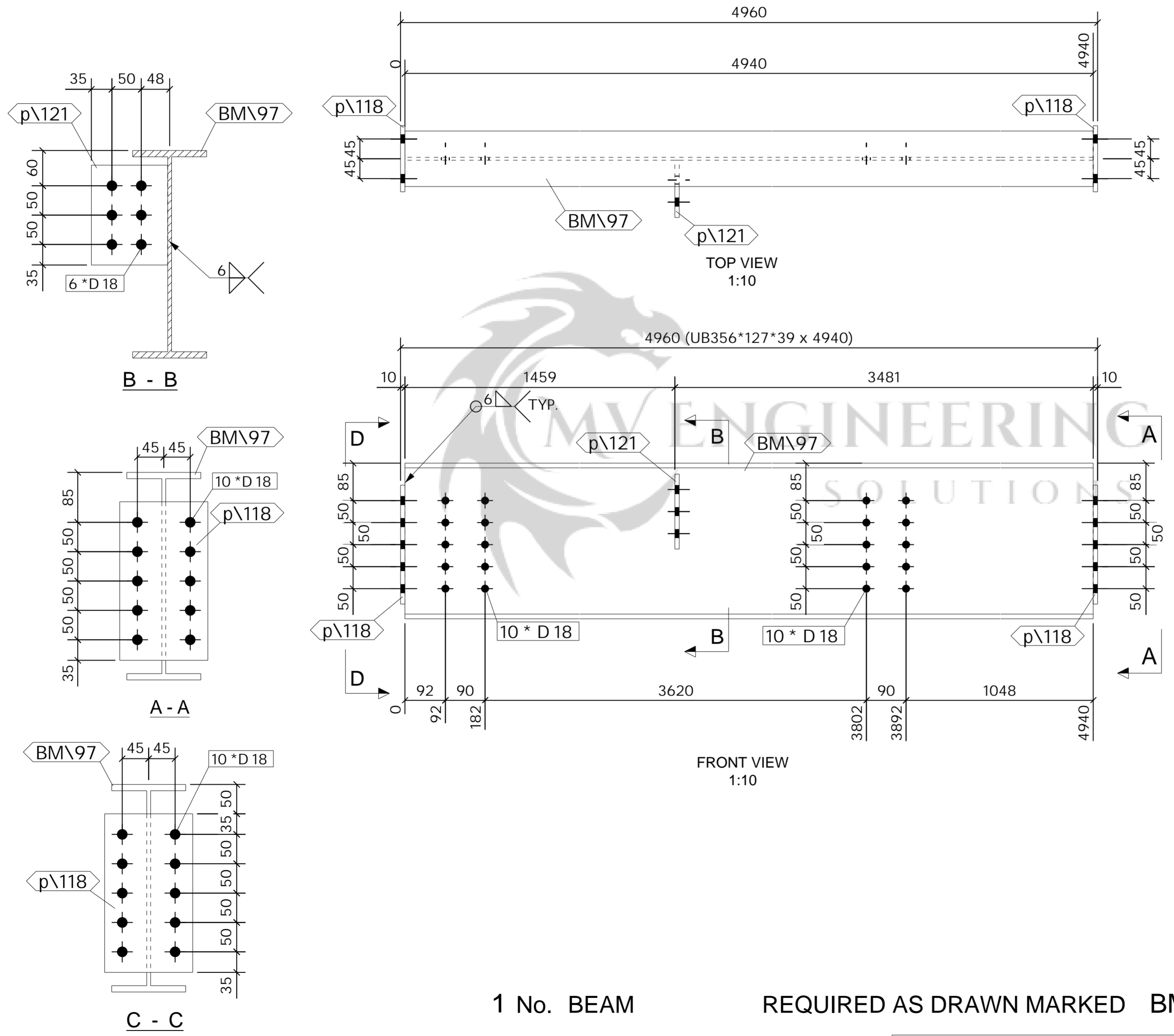
FINISH **S.B. & PRIME**

LOT **0** QTY **1**

PHASE **2** QTY **1**

**FABRICATION STATUS**

Sawn by: \_\_\_\_\_ Date: \_\_\_\_\_  
 Fabricated by: \_\_\_\_\_ Date: \_\_\_\_\_  
 Welded by: \_\_\_\_\_ Date: \_\_\_\_\_  
 Loaded by: \_\_\_\_\_ Date: \_\_\_\_\_  
 Checked by: \_\_\_\_\_ Date: \_\_\_\_\_

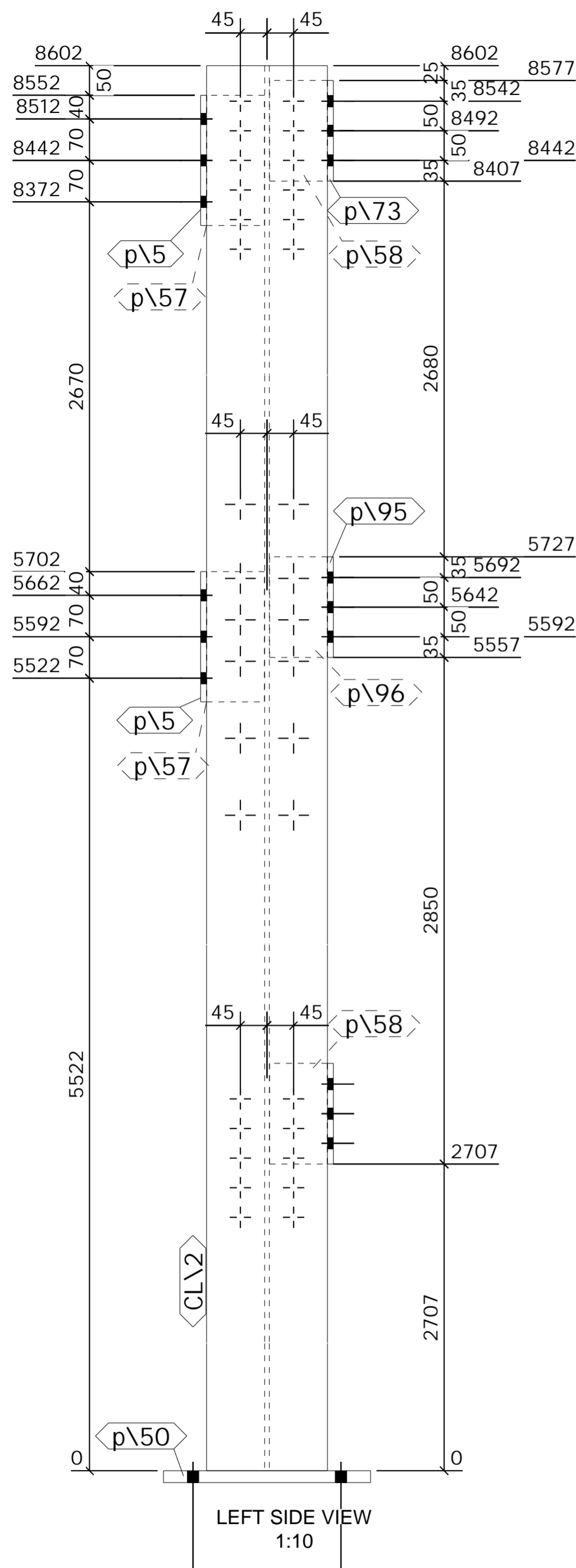


**1 No. BEAM REQUIRED AS DRAWN MARKED BM103**

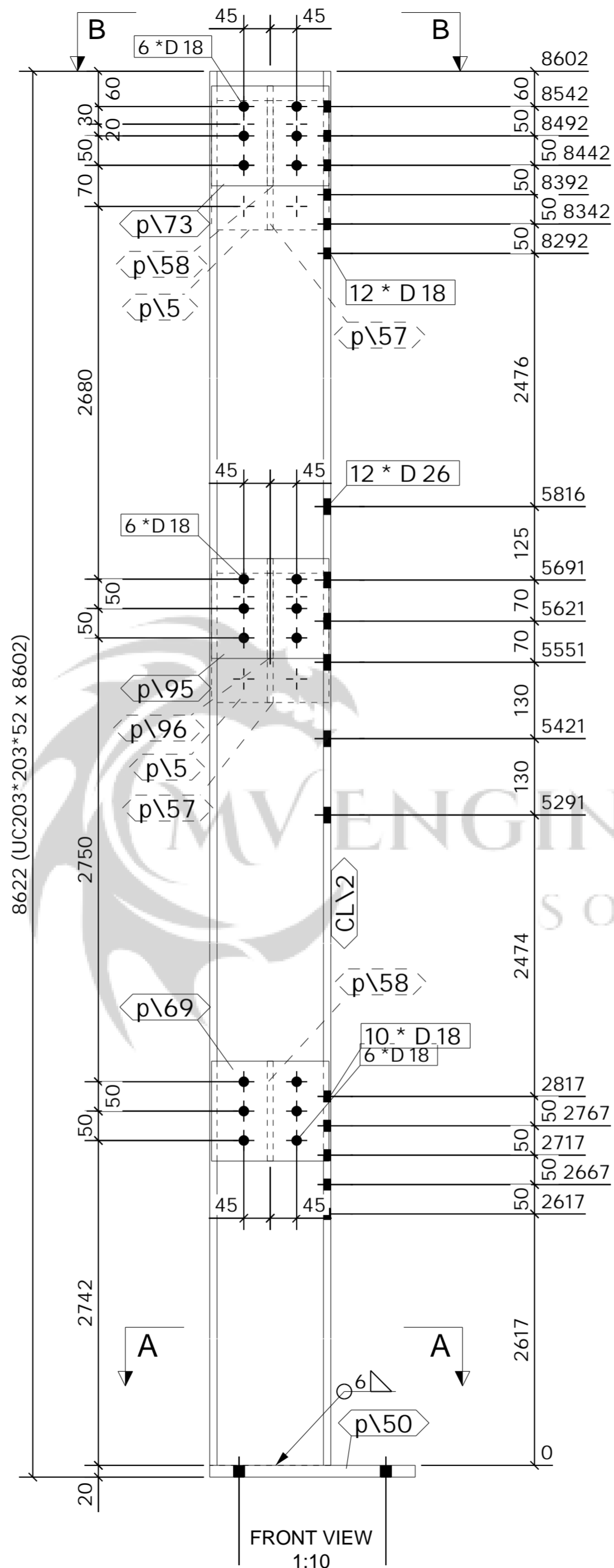
REV	DESCRIPTION	By	Date	By	Date
B	ISSUED FOR APPROVAL	PCS	02.05.2023	SK	02.05.2023
A	ISSUED FOR APPROVAL	PCS	24.04.2023	SK	24.04.2023
MARK	DESCRIPTION	CREATED		CHECKED	

<b>CLIENT:</b> Empress Ballroom	<b>DATE CREATED:</b> 24.04.2023
<b>PROJECT:</b> Empress Ballroom	<b>DRAWN BY:</b> PCS
<b>CONTRACT NO:</b> 323-20	<b>DRAWING NO:</b> [BM.103]
	<b>REV:</b> B

ASSEMBLY / SUB ASSEMBLY STATUS	
1	THIS IS IT'S OWN ASSEMBLY

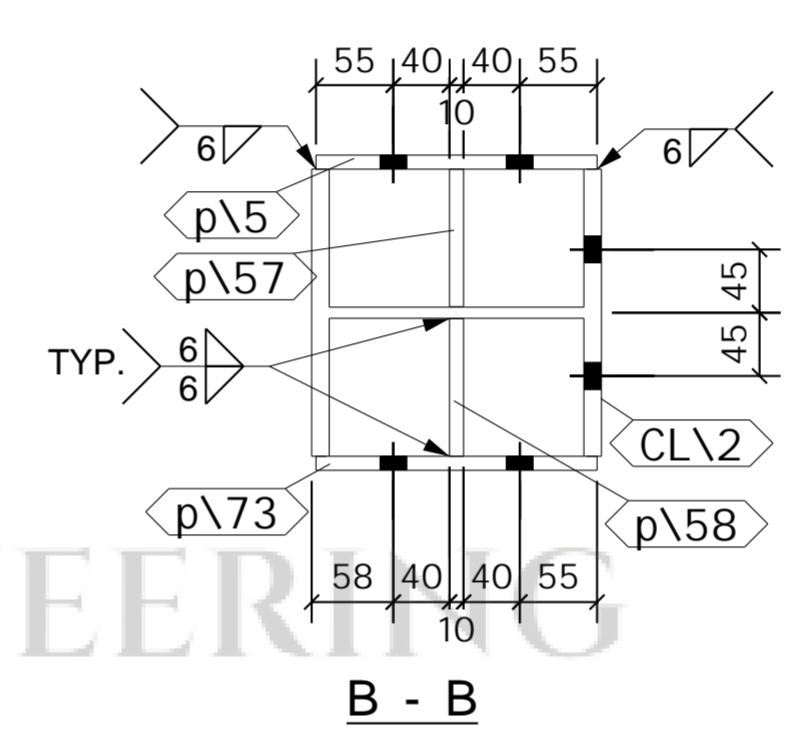


LEFT SIDE VIEW  
1:10

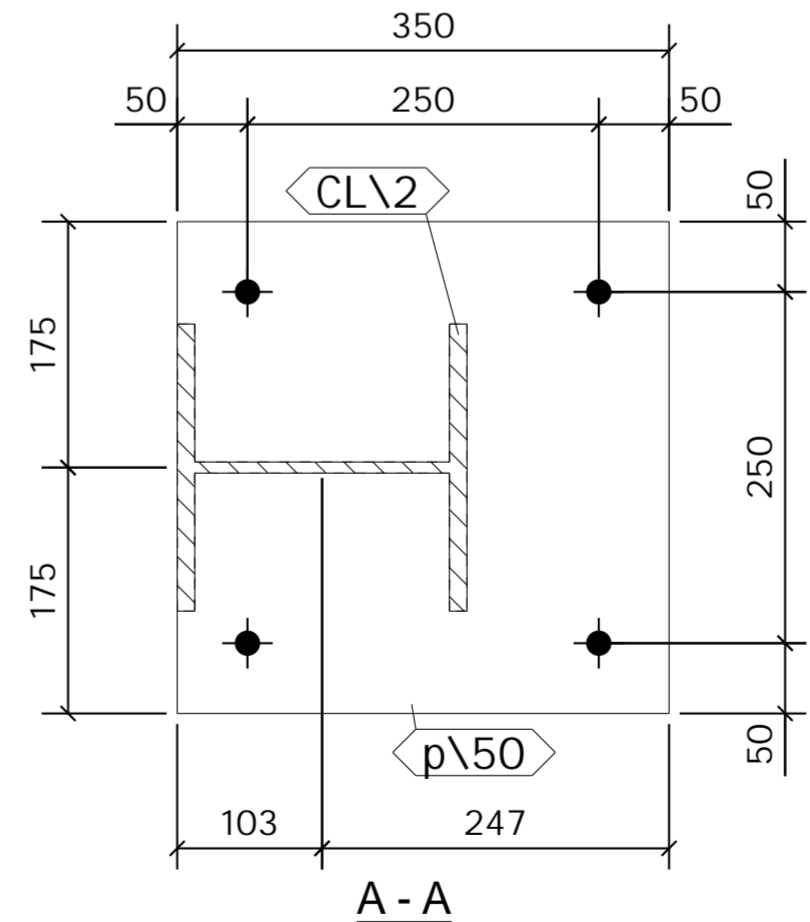


FRONT VIEW  
1:10

1 No. COLUMN REQUIRED AS DRAWN MARKED CL\2



B - B



A - A

SHOP MATERIAL LIST FOR 1 ASSEMBLY

Mark	Size	Grade	No.	Length (mm)	Area (m) <sup>2</sup>	Weight (kg)
CL\2	UC203*203*52	S355	1	8602	10.454	441.5
p\5	FLT10*200	S275	2	220	0.193	6.9
p\50	FLT20*350	S275	1	350	0.273	19.2
p\57	FLT10*220	S275	2	98	0.099	3.4
p\58	PLT10*97.8	S275	2	170	0.077	2.6
p\69	FLT10*200	S275	1	170	0.075	2.7
p\73	FLT10*200	S275	1	170	0.075	2.7
p\95	FLT10*200	S275	1	170	0.075	2.7
p\96	PLT10*97.8	S275	1	170	0.039	1.3
<b>Total</b>					<b>11.361</b>	<b>483.0</b>

GENERAL NOTES

All Holes to be **22** Dia UNO Slot hole length is to outside  
 All Welds to be **6** FW. UNO

All Steelwork Manufactured to:  
 BS EN 1090-2: Execution Class **EXC2** U.N.O.

FINISH **S.B. & PRIME**

LOT **0** QTY **1**  
 PHASE **2** QTY **1**

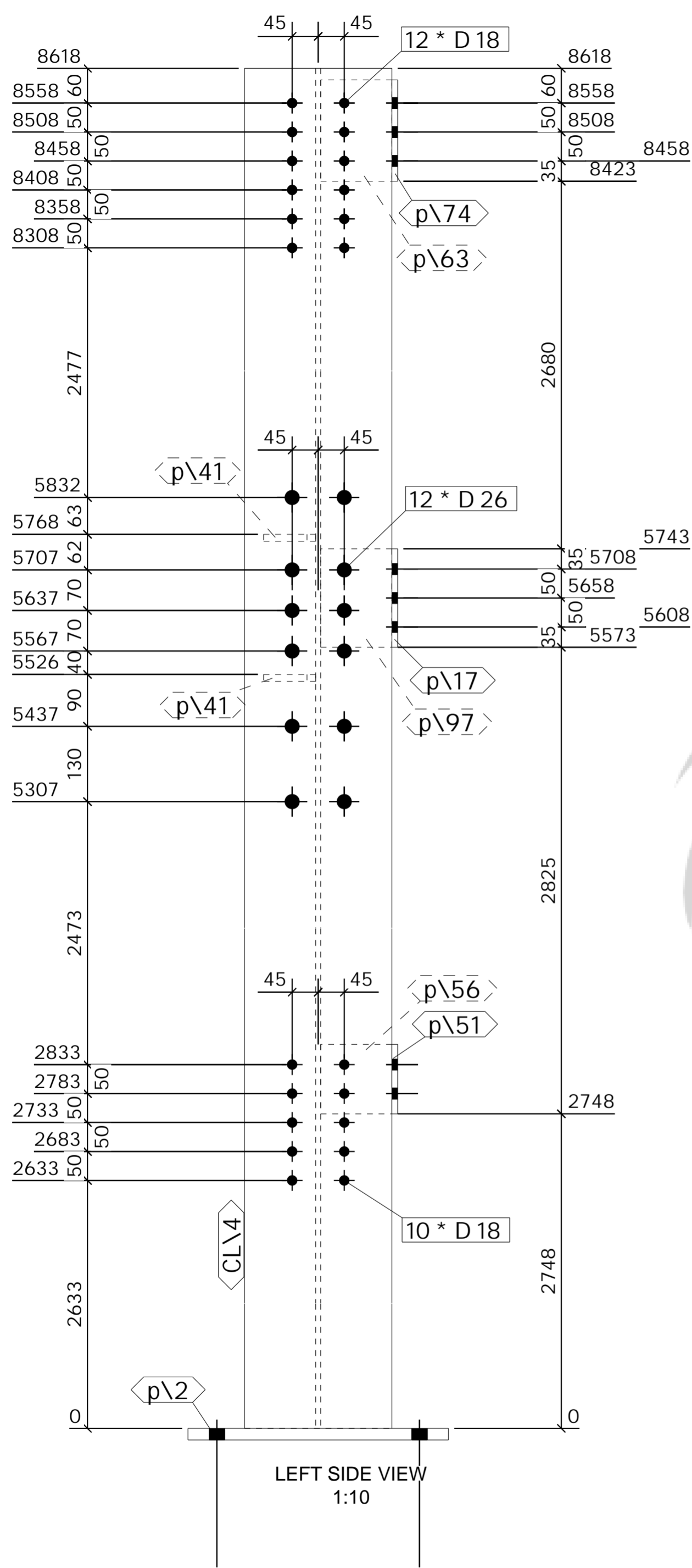
FABRICATION STATUS

Sawn by: \_\_\_\_\_ Date: \_\_\_\_\_  
 Fabricated by: \_\_\_\_\_ Date: \_\_\_\_\_  
 Welded by: \_\_\_\_\_ Date: \_\_\_\_\_  
 Loaded by: \_\_\_\_\_ Date: \_\_\_\_\_  
 Checked by: \_\_\_\_\_ Date: \_\_\_\_\_

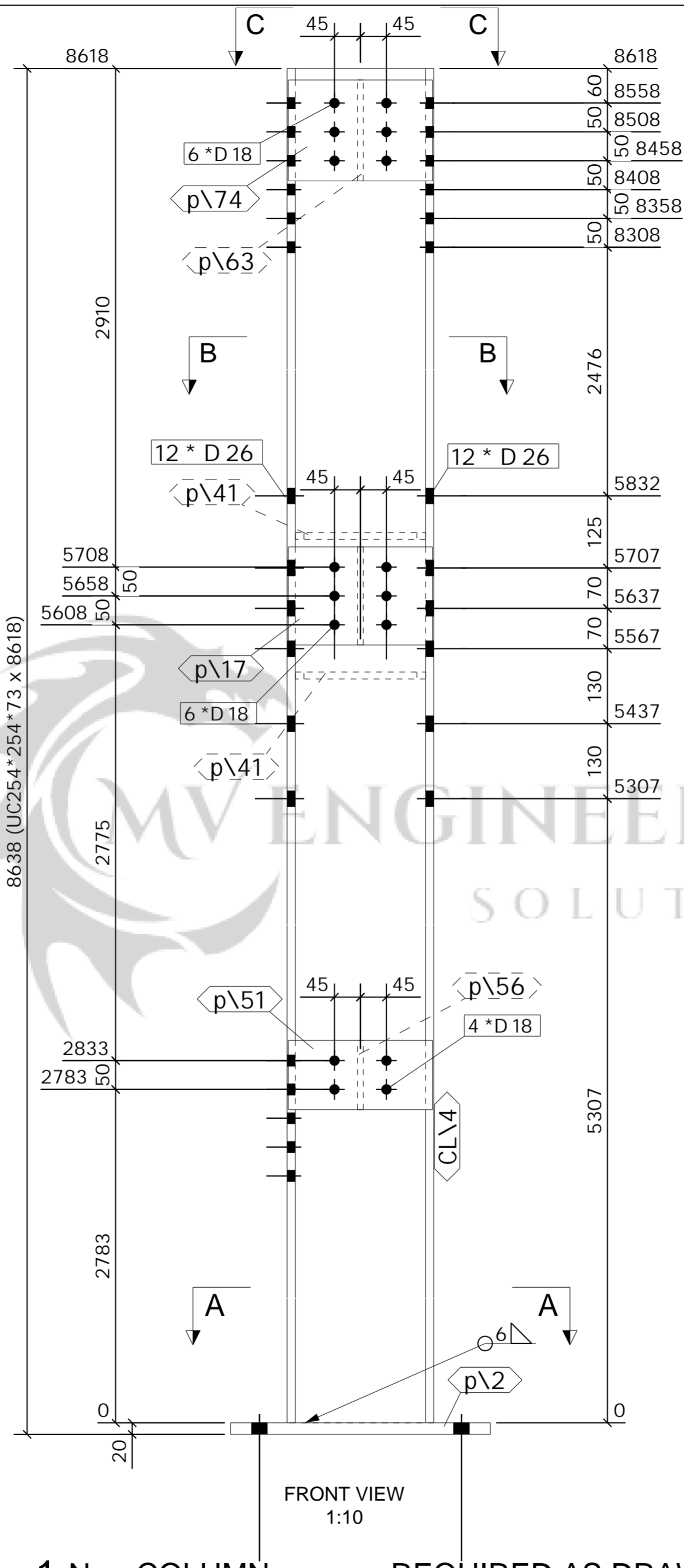
REV	DESCRIPTION	By	Date	By	Date
C	ISSUED FOR APPROVAL	PCS	02.05.2023	SK	02.05.2023
B	ISSUED FOR APPROVAL	PCS	21.03.2023	SK	21.03.2023
A	ISSUED FOR APPROVAL	PCS	31.01.2023	SK	31.01.2023
MARK	DESCRIPTION	CREATED		CHECKED	

**CLIENT:** Empress Ballroom  
**DATE CREATED:** 03.01.2023  
**PROJECT:** Empress Ballroom  
**DRAWN BY:** PCS  
**CONTRACT NO:** 323-20  
**DRAWING NO:** [CL.2]  
**REV:** C

ASSEMBLY / SUB ASSEMBLY STATUS
1 THIS IS IT'S OWN ASSEMBLY



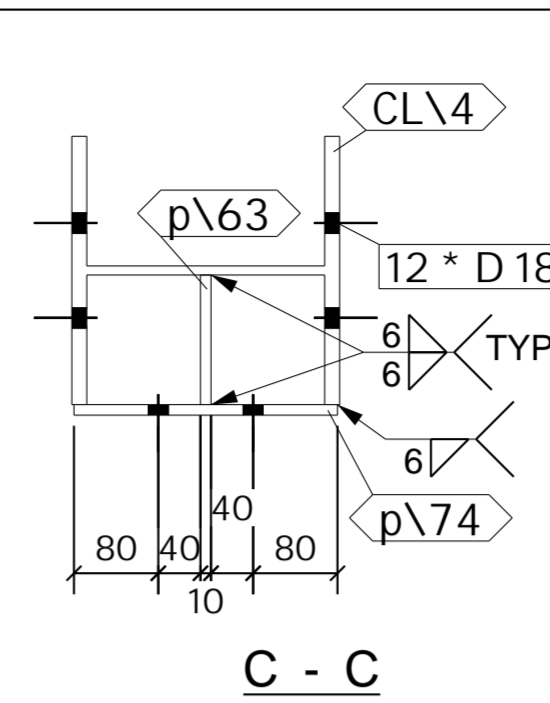
LEFT SIDE VIEW  
1:10



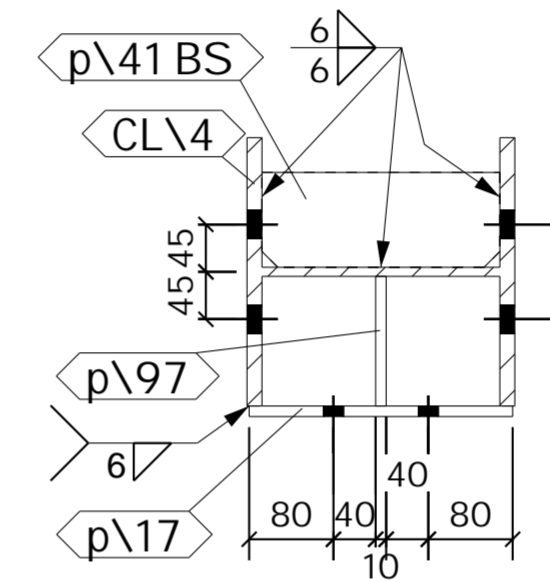
FRONT VIEW  
1:10

1 No. COLUMN

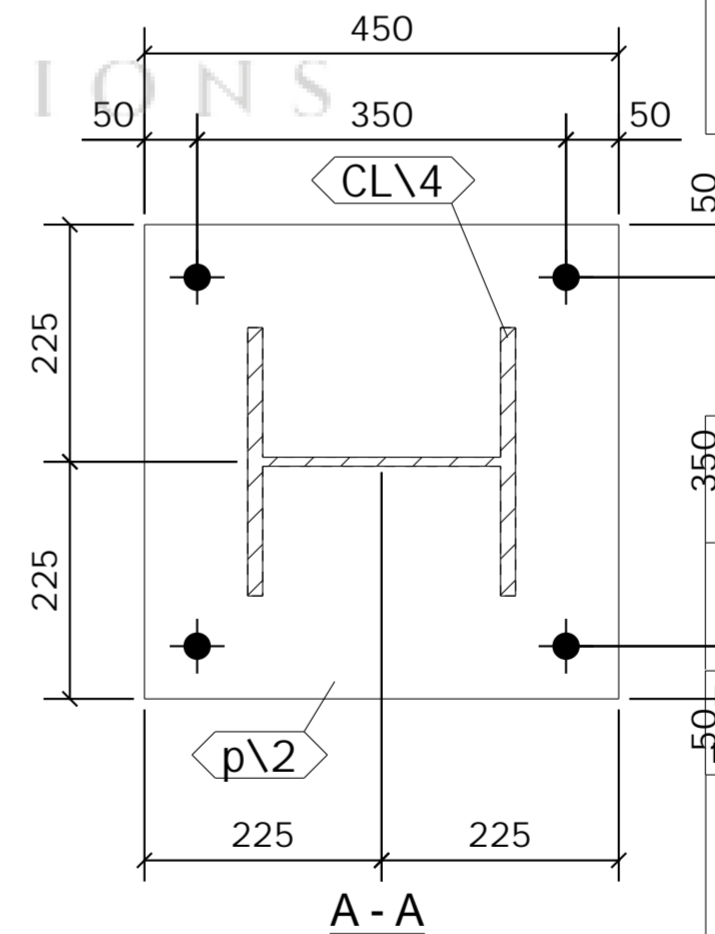
REQUIRED AS DRAWN MARKED CL\4



C - C



B - B



A - A

SHOP MATERIAL LIST FOR 1 ASSEMBLY

Mark	Size	Grade	No.	Length (mm)	Area (m) <sup>2</sup>	Weight (kg)
CL\4	UC254*254*73	S355	1	8618	13.026	620.5
p\2	FLT20*450	S275	1	450	0.441	31.8
p\17	FLT10*250	S275	1	170	0.093	3.3
p\41	FLT12*90	S275	2	226	0.095	3.8
p\51	FLT10*120	S275	1	250	0.067	2.4
p\56	FLT10*120	S275	1	123	0.034	1.2
p\63	PLT10*123	S275	1	175	0.049	1.7
p\74	FLT10*250	S275	1	175	0.096	3.4
p\97	PLT10*123	S275	1	170	0.048	1.6
<b>Total</b>					<b>13.950</b>	<b>669.7</b>

GENERAL NOTES

All Holes to be 22 Dia UNO Slot hole length is to outside  
All Welds to be 6 FW. UNO

All Steelwork Manufactured to:  
BS EN 1090-2: Execution Class **EXC2** U.N.O.

FINISH **S.B. & PRIME**

LOT 0 QTY 1

PHASE 2 QTY 1

FABRICATION STATUS

Sawn by: \_\_\_\_\_ Date: \_\_\_\_\_  
Fabricated by: \_\_\_\_\_ Date: \_\_\_\_\_  
Welded by: \_\_\_\_\_ Date: \_\_\_\_\_  
Loaded by: \_\_\_\_\_ Date: \_\_\_\_\_  
Checked by: \_\_\_\_\_ Date: \_\_\_\_\_

REV	DESCRIPTION	By	Date	By	Date
B	ISSUED FOR APPROVAL	PCS	02.05.2023	SK	02.05.2023
A	ISSUED FOR APPROVAL	PCS	31.01.2023	SK	31.01.2023
MARK	DESCRIPTION	CREATED	CHECKED		

CLIENT: \_\_\_\_\_ DATE CREATED: 03.01.2023

PROJECT: Empress Ballroom DRAWN BY: PCS

CONTRACT NO: 323-20 DRAWING NO: [CL.4] REV: B

ASSEMBLY / SUB ASSEMBLY STATUS	
1	THIS IS IT'S OWN ASSEMBLY

**SHOP MATERIAL LIST FOR 1 ASSEMBLY**

Mark	Size	Grade	No.	Length (mm)	Area (m) <sup>2</sup>	Weight (kg)
CL\15	UC203*203*46	S355	1	8615	10.405	391.1
p\4	FLT20*350	S275	1	350	0.273	19.2
p\42	FLT12*90	S275	1	181	0.038	1.5
p\62	FLT10*120	S275	2	98	0.056	1.9
p\65	FLT10*120	S275	2	200	0.109	3.8
<b>Total</b>					<b>10.881</b>	<b>417.5</b>

**GENERAL NOTES**

All Holes to be **22** Dia UNO Slot hole length is to outside  
 All Welds to be **6** FW. UNO

All Steelwork Manufactured to:  
 BS EN 1090-2: Execution Class **EXC2** U.N.O.

FINISH **S.B. & PRIME**

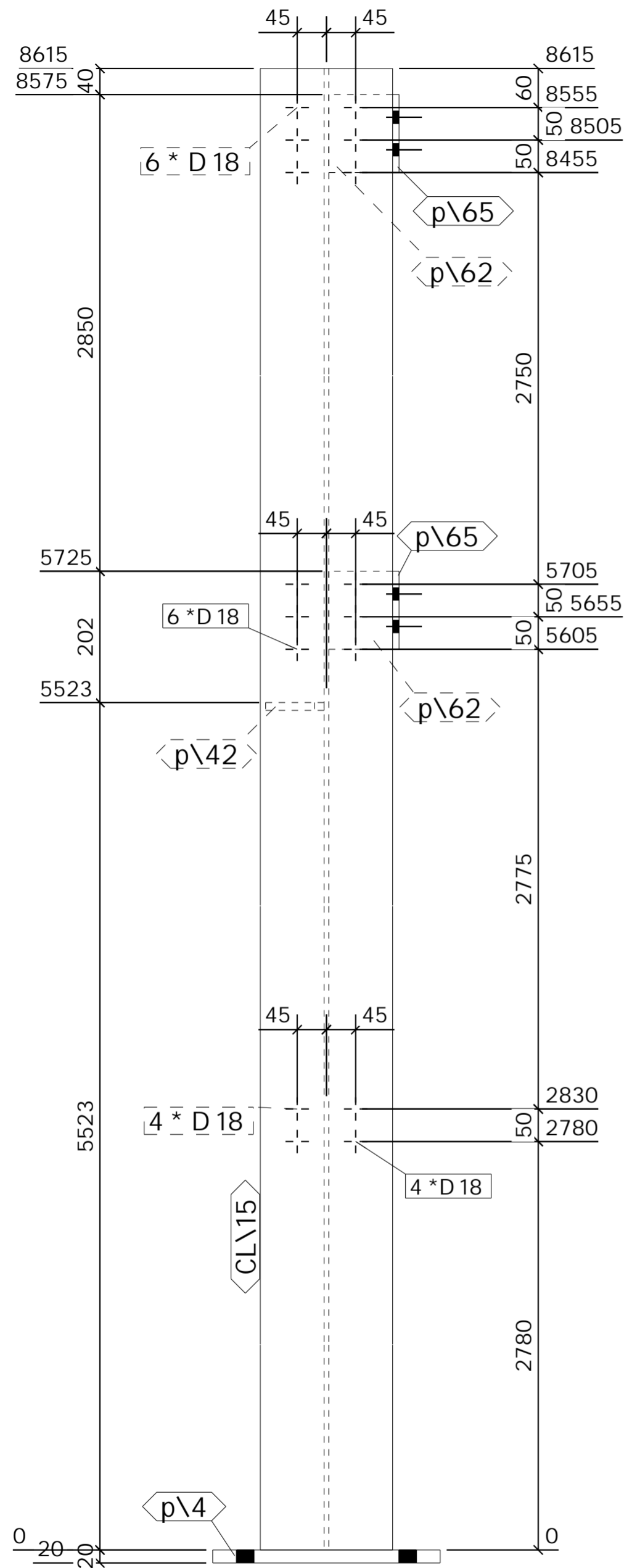
LOT	<b>0</b>	QTY	<b>1</b>
PHASE	<b>2</b>	QTY	<b>1</b>

**FABRICATION STATUS**

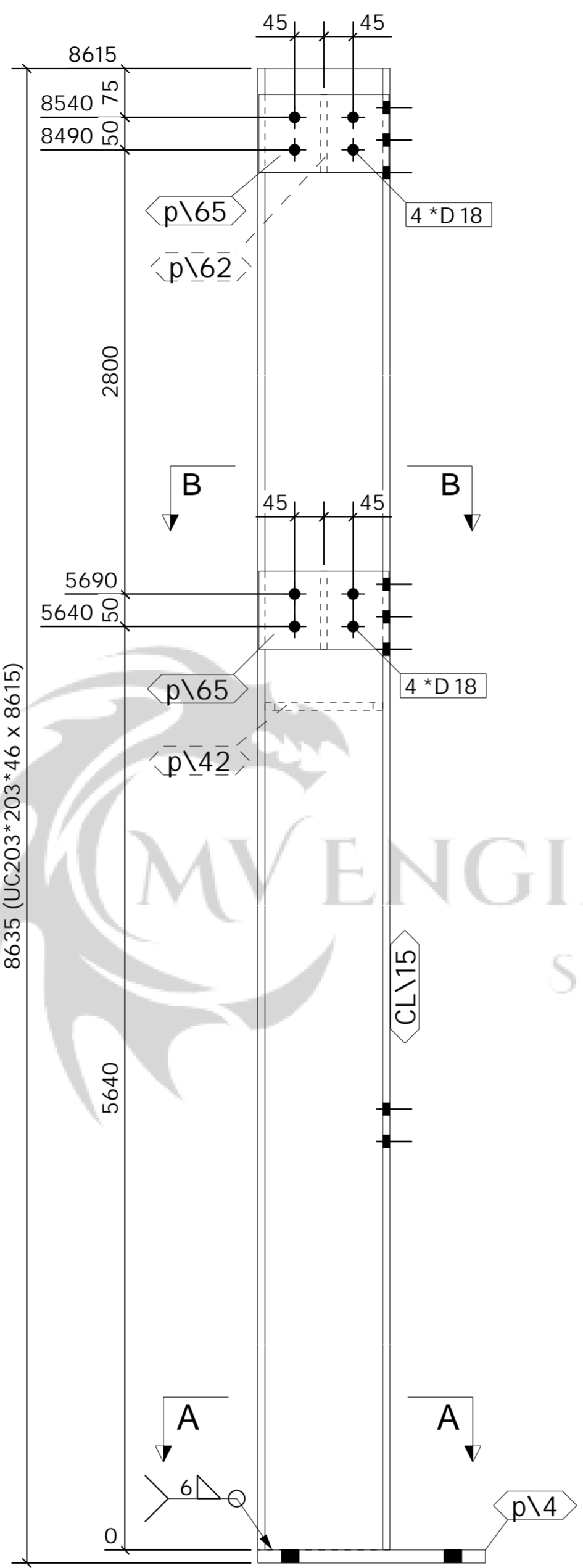
Sawn by:	_____	Date:	_____
Fabricated by:	_____	Date:	_____
Welded by:	_____	Date:	_____
Loaded by:	_____	Date:	_____
Checked by:	_____	Date:	_____

B	ISSUED FOR APPROVAL	PCS	02.05.2023	SK	02.05.2023
A	ISSUED FOR APPROVAL	PCS	31.01.2023	SK	31.01.2023
REV		By	Date	By	Date
MARK	DESCRIPTION	CREATED		CHECKED	

<b>CLIENT:</b>	<b>DATE CREATED:</b>
Empress Ballroom	03.01.2023
<b>PROJECT:</b>	<b>DRAWN BY:</b>
Empress Ballroom	PCS
<b>CONTRACT NO:</b>	<b>DRAWING NO:</b>
323-20	[CL.16]
<b>REV:</b>	<b>REV:</b>
B	B



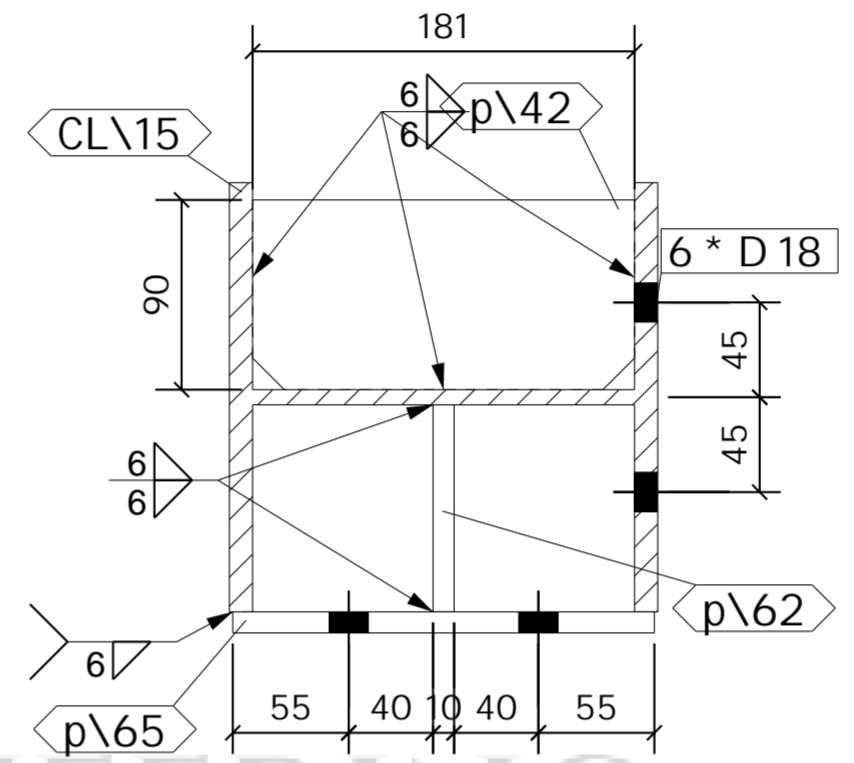
LEFT SIDE VIEW  
1:10



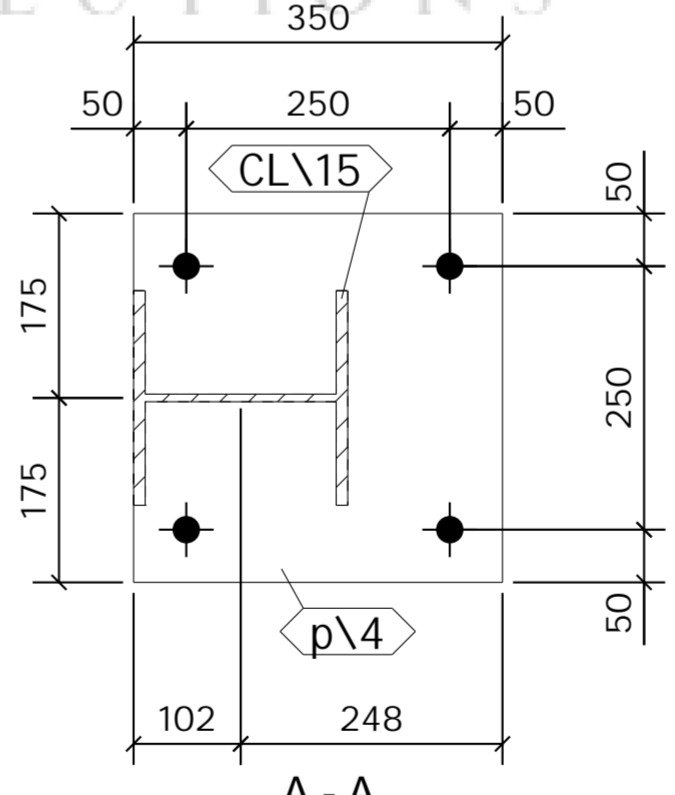
FRONT VIEW  
1:10

1 No. COLUMN

REQUIRED AS DRAWN MARKED CL\16



B - B



A - A

ASSEMBLY / SUB ASSEMBLY STATUS	
1	THIS IS IT'S OWN ASSEMBLY

**SHOP MATERIAL LIST FOR 1 ASSEMBLY**

Mark	Size	Grade	No.	Length (mm)	Area (m) <sup>2</sup>	Weight (kg)
S-BM1	UB254*146*31	S355	1	2912	3.117	88.9
S-a9	RSA75*50*8	S355	2	140	0.074	2.1
S-a10	RSA75*50*8	S355	2	170	0.089	2.5
S-a11	RSA75*50*8	S355	4	120	0.127	3.5
S-p11	FLT10*150	S275	1	170	0.057	2.0
<b>Total</b>					3.464	98.9

**GENERAL NOTES**

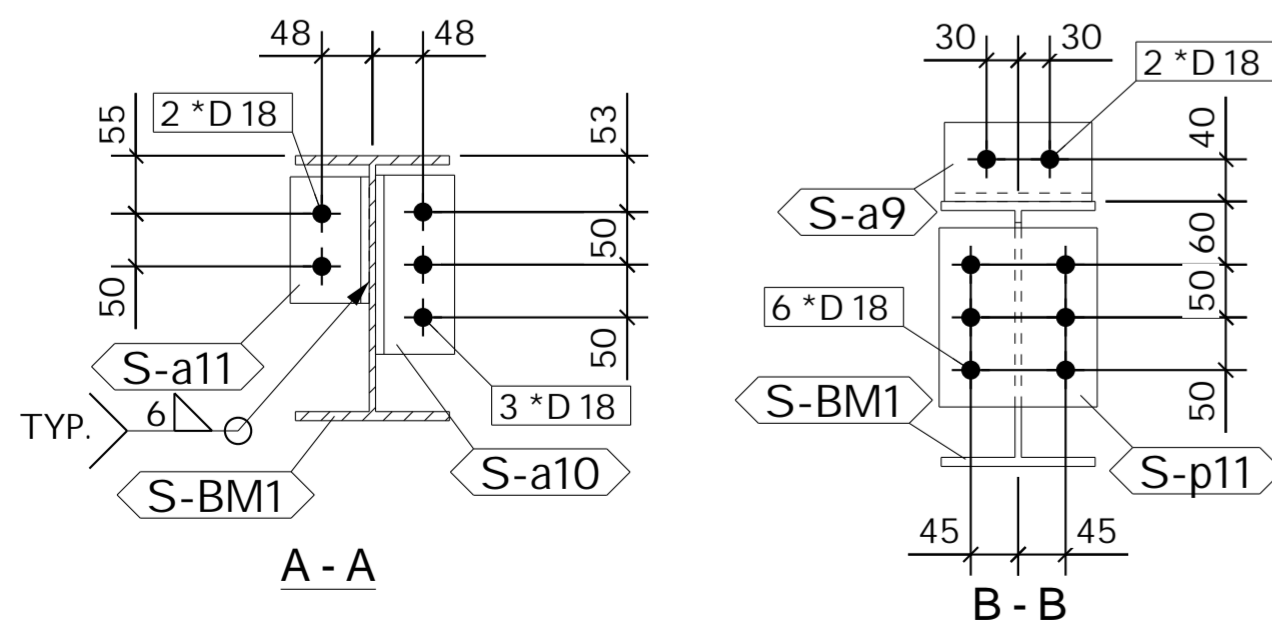
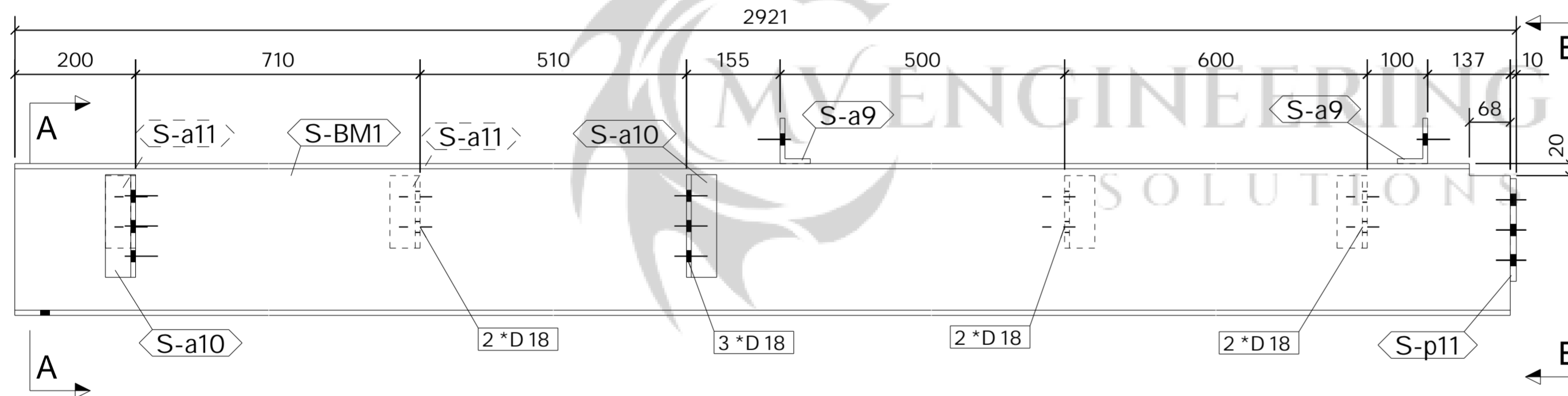
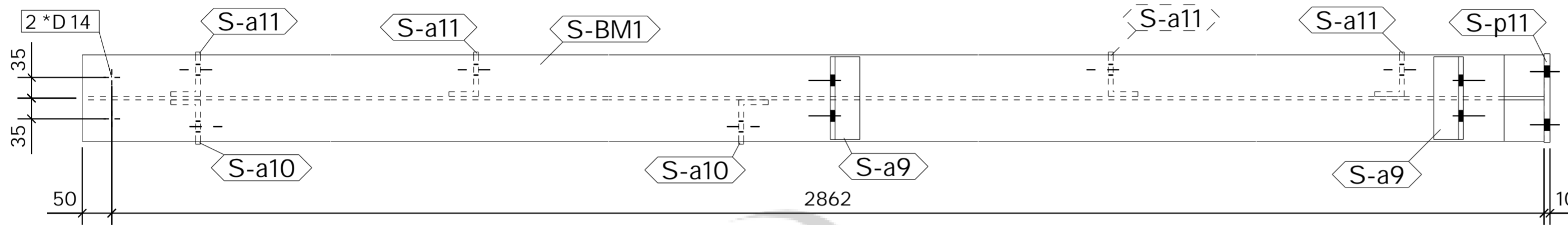
All Holes to be **22** Dia UNO Slot hole length is to outside  
 All Welds to be **6** FW. UNO

All Steelwork Manufactured to:  
 BS EN 1090-2: Execution Class **EXC2** U.N.O.

FINISH **S.B. & PRIME**  
 LOT **0** QTY **1**  
 PHASE **2** QTY **1**

**FABRICATION STATUS**

Sawn by: \_\_\_\_\_ Date: \_\_\_\_\_  
 Fabricated by: \_\_\_\_\_ Date: \_\_\_\_\_  
 Welded by: \_\_\_\_\_ Date: \_\_\_\_\_  
 Loaded by: \_\_\_\_\_ Date: \_\_\_\_\_  
 Checked by: \_\_\_\_\_ Date: \_\_\_\_\_



1 No. BEAM

REQUIRED AS DRAWN MARKED S-BM1

ASSEMBLY / SUB ASSEMBLY STATUS	
1	THIS IS IT'S OWN ASSEMBLY

REV	MARK	DESCRIPTION	ISSUED FOR APPROVAL		CREATED		CHECKED	
			By	Date	By	Date	By	Date
A			PCS	17.03.2023	SK	17.03.2023		

<b>CLIENT:</b>	<b>DATE CREATED:</b>	
Empress Ballroom	17.03.2023	
<b>PROJECT:</b>	<b>DRAWN BY:</b>	
323-20	PCS	
<b>CONTRACT NO:</b>	<b>DRAWING NO:</b>	<b>REV:</b>
323-20	[S-BM.1]	A

**SHOP MATERIAL LIST FOR 1 ASSEMBLY**

Mark	Size	Grade	No.	Length (mm)	Area (m) <sup>2</sup>	Weight (kg)
S-BM1	UB254*146*31	S355	1	2912	3.117	88.9
S-a10	RSA75*50*8	S355	2	170	0.089	2.5
S-a11	RSA75*50*8	S355	4	120	0.127	3.5
S-p11	FLT10*150	S275	1	170	0.057	2.0
<b>Total</b>					3.391	96.9

**GENERAL NOTES**

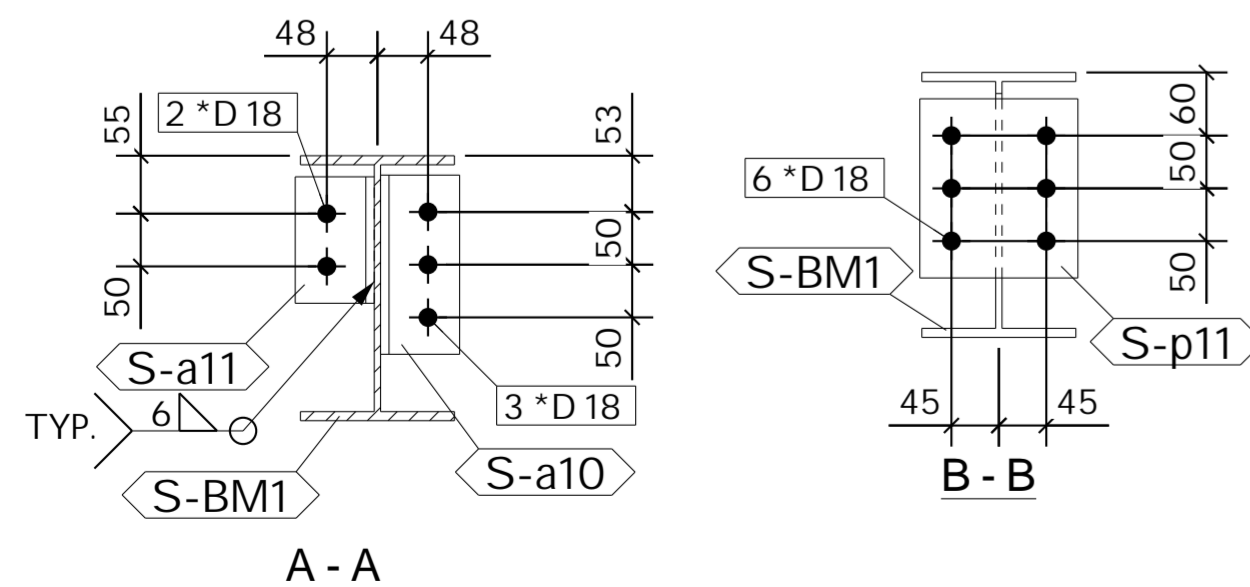
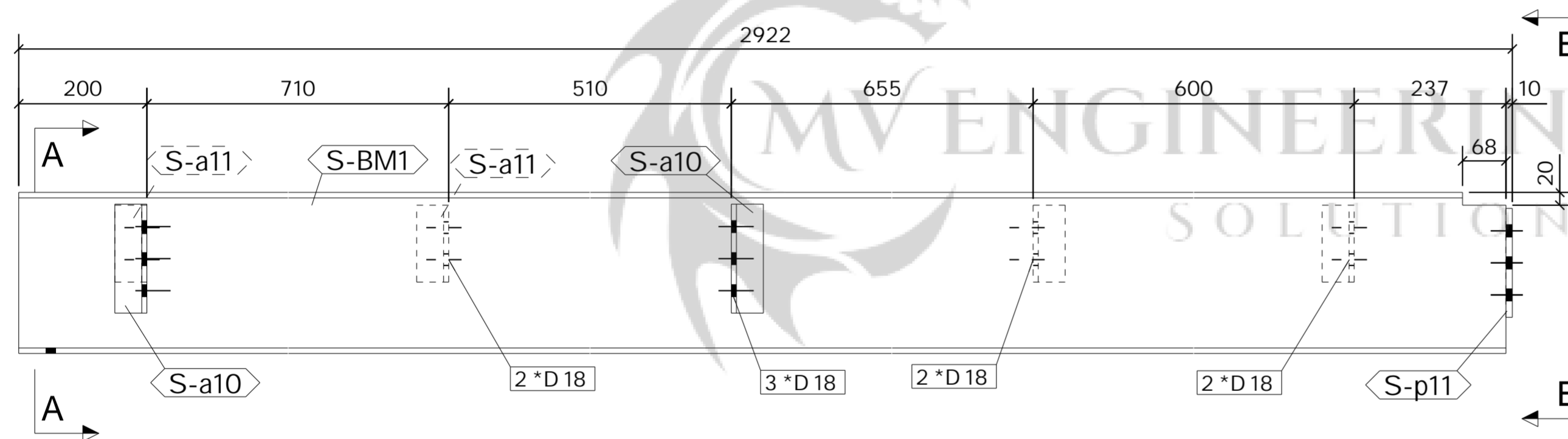
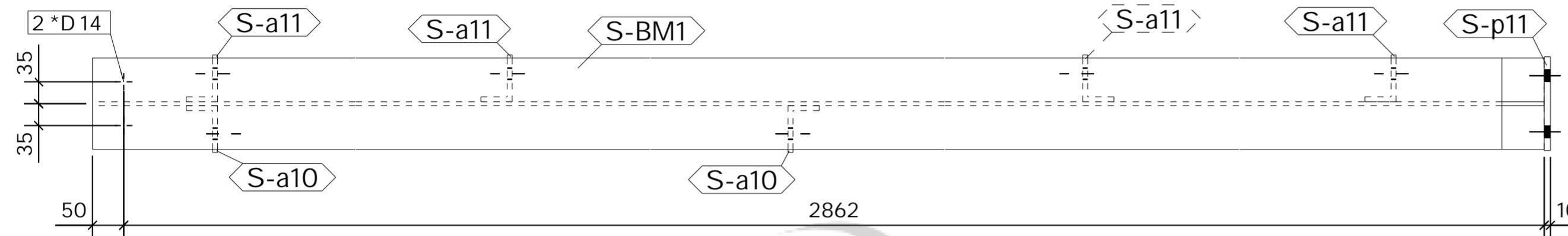
All Holes to be **22** Dia UNO Slot hole length is to outside  
 All Welds to be **6** FW. UNO

All Steelwork Manufactured to:  
 BS EN 1090-2: Execution Class **EXC2** U.N.O.

FINISH **S.B. & PRIME**  
 LOT **0** QTY **1**  
 PHASE **2** QTY **1**

**FABRICATION STATUS**

Sawn by: \_\_\_\_\_ Date: \_\_\_\_\_  
 Fabricated by: \_\_\_\_\_ Date: \_\_\_\_\_  
 Welded by: \_\_\_\_\_ Date: \_\_\_\_\_  
 Loaded by: \_\_\_\_\_ Date: \_\_\_\_\_  
 Checked by: \_\_\_\_\_ Date: \_\_\_\_\_



1 No. BEAM

REQUIRED AS DRAWN MARKED S-BM2

REV	MARK	DESCRIPTION	ISSUED FOR APPROVAL		CREATED		CHECKED	
			By	Date	By	Date	By	Date
A			PCS	17.03.2023	SK	17.03.2023		

<b>CLIENT:</b>	<b>DATE CREATED:</b>	
Empress Ballroom	17.03.2023	
<b>PROJECT:</b>	<b>DRAWN BY:</b>	
Empress Ballroom	PCS	
<b>CONTRACT NO:</b>	<b>DRAWING NO:</b>	<b>REV:</b>
323-20	[S-BM.2]	A

ASSEMBLY / SUB ASSEMBLY STATUS	
1	THIS IS IT'S OWN ASSEMBLY

**SHOP MATERIAL LIST FOR 1 ASSEMBLY**

Mark	Size	Grade	No.	Length (mm)	Area (m) <sup>2</sup>	Weight (kg)
S-BM\2	UB254*146*31	S355	1	2912	3.119	88.9
S-a\9	RSA75*50*8	S355	2	140	0.074	2.1
S-a\10	RSA75*50*8	S355	2	170	0.089	2.5
S-a\11	RSA75*50*8	S355	4	120	0.127	3.5
				<b>Total</b>	<b>3.409</b>	<b>97.0</b>

**GENERAL NOTES**

All Holes to be **22** Dia UNO Slot hole length is to outside  
 All Welds to be **6** FW. UNO

All Steelwork Manufactured to:  
 BS EN 1090-2: Execution Class **EXC2** U.N.O.

FINISH **S.B. & PRIME**

LOT **0** QTY **1**

PHASE **2** QTY **1**

**FABRICATION STATUS**

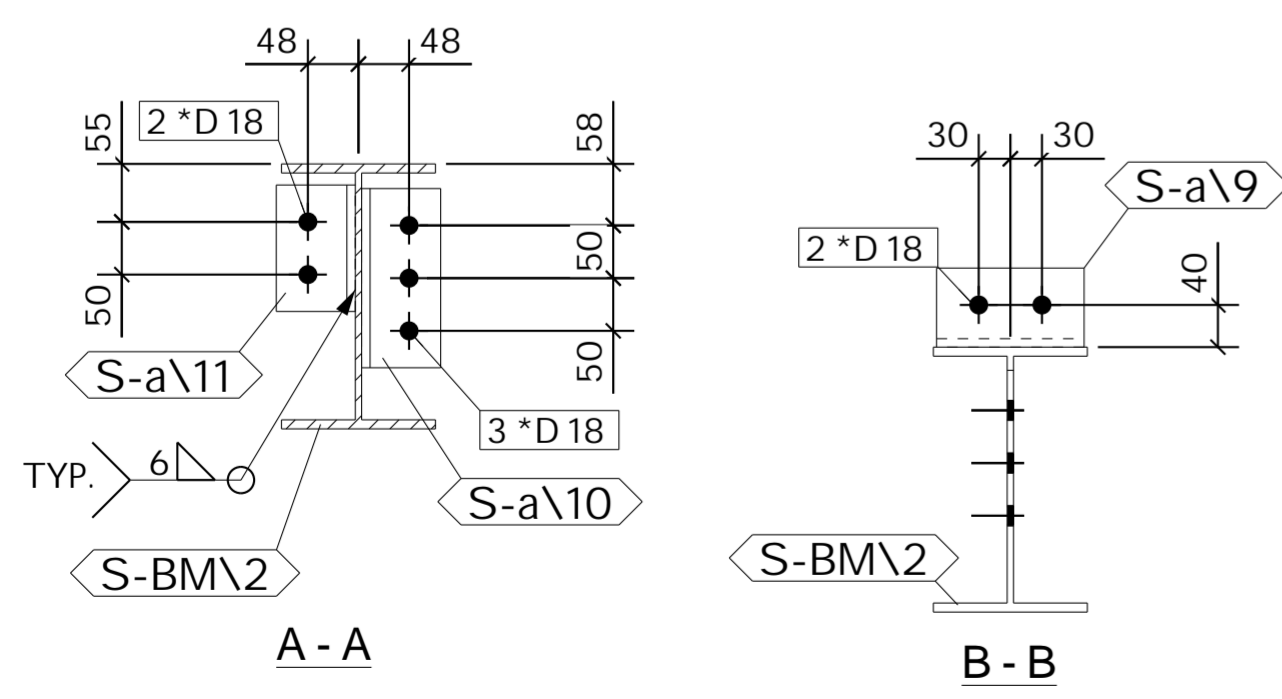
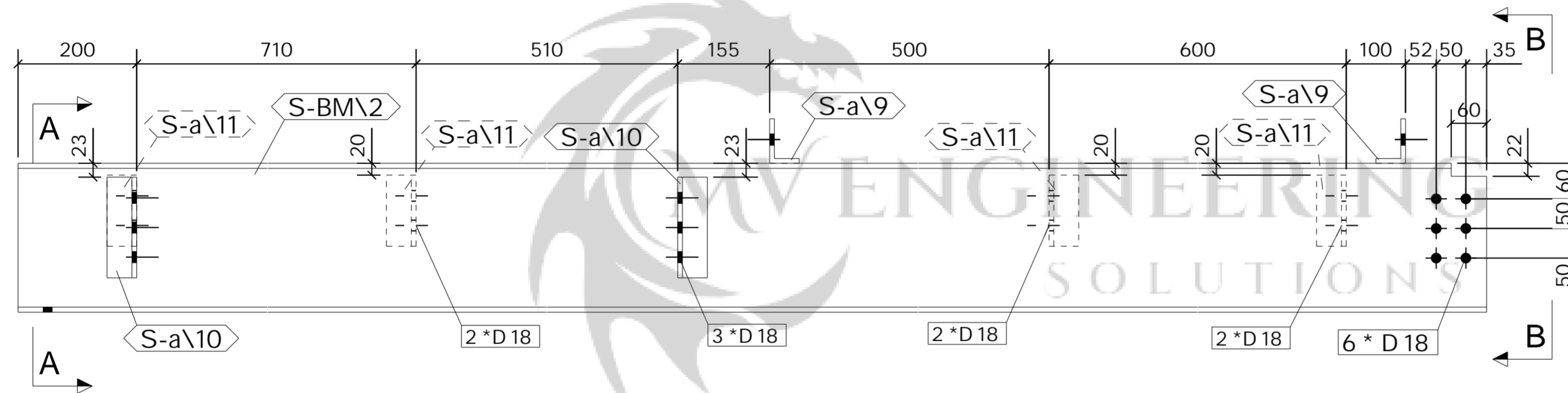
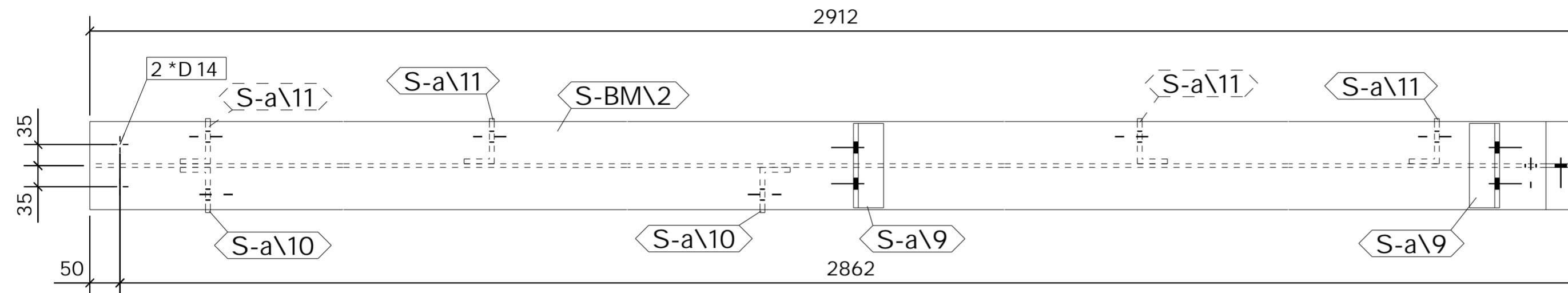
Sawn by: \_\_\_\_\_ Date: \_\_\_\_\_

Fabricated by: \_\_\_\_\_ Date: \_\_\_\_\_

Welded by: \_\_\_\_\_ Date: \_\_\_\_\_

Loaded by: \_\_\_\_\_ Date: \_\_\_\_\_

Checked by: \_\_\_\_\_ Date: \_\_\_\_\_



1 No. BEAM

REQUIRED AS DRAWN MARKED S-BM\3

REV	DESCRIPTION	By	Date	By	Date
B	ISSUED FOR APPROVAL	PCS	02.05.2023	SK	02.05.2023
A	ISSUED FOR APPROVAL	PCS	17.03.2023	SK	17.03.2023
MARK	DESCRIPTION	CREATED		CHECKED	

<b>CLIENT:</b> Empress Ballroom	<b>DATE CREATED:</b> 17.03.2023
<b>PROJECT:</b> Empress Ballroom	<b>DRAWN BY:</b> PCS
<b>CONTRACT NO:</b> 323-20	<b>DRAWING NO:</b> [S-BM.3]
	<b>REV:</b> B

ASSEMBLY / SUB ASSEMBLY STATUS	
1	THIS IS IT'S OWN ASSEMBLY



**SHOP MATERIAL LIST FOR 1 ASSEMBLY**

Mark	Size	Grade	No.	Length (mm)	Area (m) <sup>2</sup>	Weight (kg)
S-a1	RSA100*75*10	S355	2	220	0.161	5.7
S-a2	RSA100*100*10	S355	2	220	0.184	6.6
S-a8	RSA100*75*8	S355	4	170	0.249	7.1
S-ch1	PFC-200*75*23	S355-JR	1	2851	1.967	65.5
				<b>Total</b>	<b>2.560</b>	<b>84.9</b>

**GENERAL NOTES**

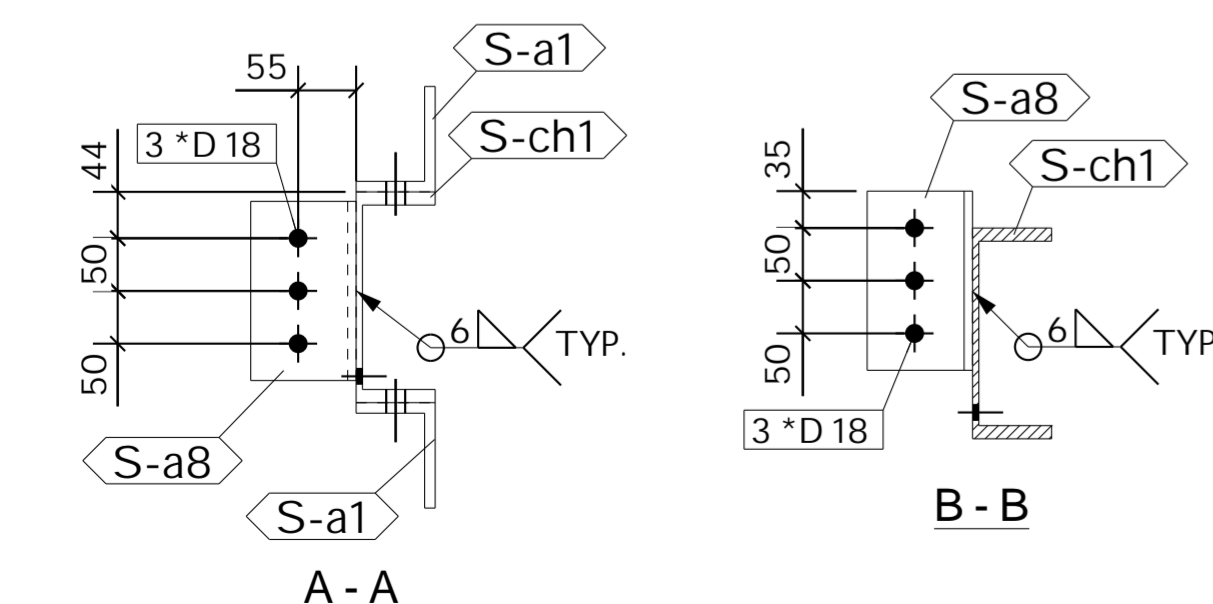
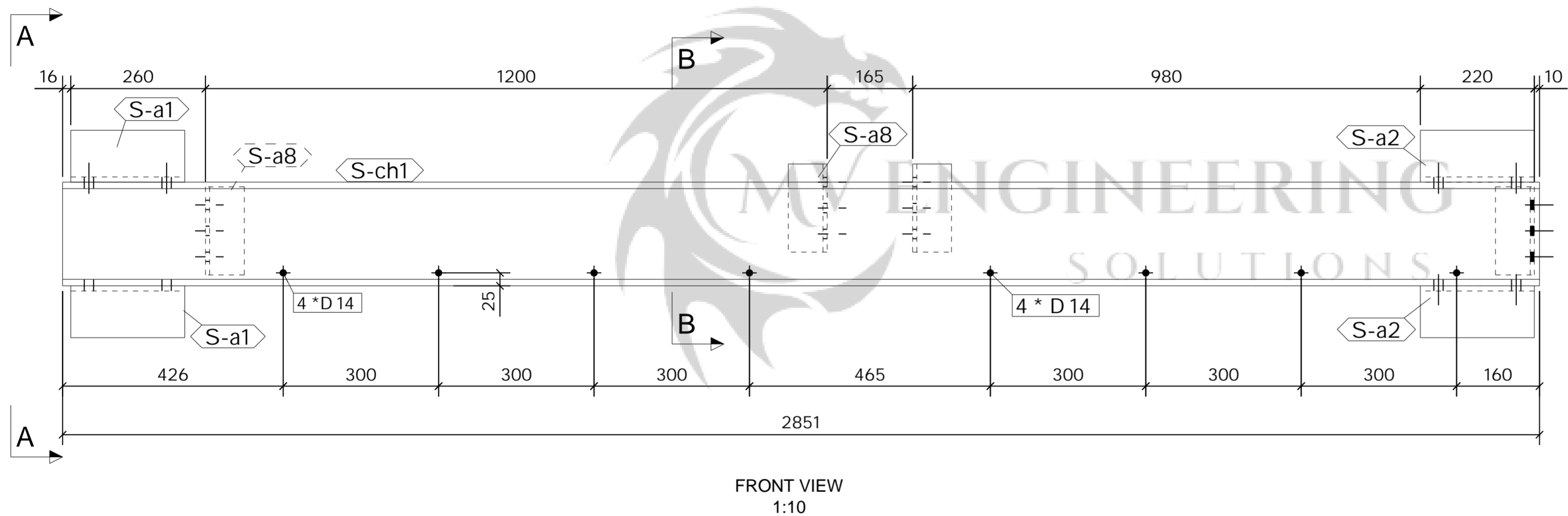
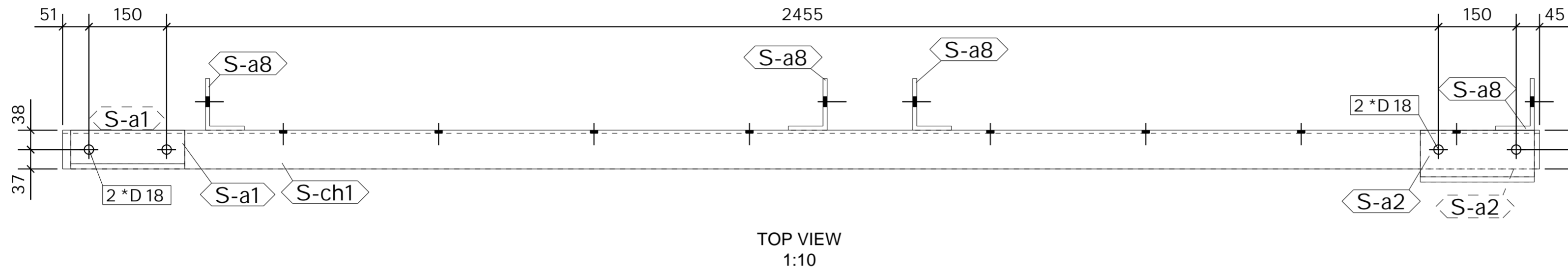
All Holes to be **22 Dia UNO** Slot hole length is to outside  
 All Welds to be **6 FW. UNO**

All Steelwork Manufactured to:  
 BS EN 1090-2: Execution Class **EXC2** U.N.O.

**FINISH S.B. & PRIME**  
 LOT **0** QTY **2**  
 PHASE **2** QTY **2**

**FABRICATION STATUS**

Sawn by: \_\_\_\_\_ Date: \_\_\_\_\_  
 Fabricated by: \_\_\_\_\_ Date: \_\_\_\_\_  
 Welded by: \_\_\_\_\_ Date: \_\_\_\_\_  
 Loaded by: \_\_\_\_\_ Date: \_\_\_\_\_  
 Checked by: \_\_\_\_\_ Date: \_\_\_\_\_



**2 No. CHANNEL REQUIRED AS DRAWN MARKED S-CH1**

REV	DESCRIPTION	By	Date	By	Date
A	ISSUED FOR APPROVAL	PCS	17.03.2023	SK	17.03.2023
MARK		CREATED		CHECKED	

**CLIENT:** \_\_\_\_\_ **DATE CREATED:** 17.03.2023  
**PROJECT:** Empress Ballroom **DRAWN BY:** PCS  
**CONTRACT NO:** 323-20 **DRAWING NO:** [S-CH.1] **REV:** A

ASSEMBLY / SUB ASSEMBLY STATUS
2 THIS IS IT'S OWN ASSEMBLY

**SHOP MATERIAL LIST FOR 1 ASSEMBLY**

Mark	Size	Grade	No.	Length (mm)	Area (m) <sup>2</sup>	Weight (kg)
S-a1	RSA100*75*10	S355	2	220	0.161	5.7
S-a2	RSA100*100*10	S355	2	220	0.184	6.6
S-a8	RSA100*75*8	S355	4	170	0.249	7.1
S-ch1	PFC-200*75*23	S355-JR	1	2851	1.967	65.5
				<b>Total</b>	<b>2.560</b>	<b>84.9</b>

**GENERAL NOTES**

All Holes to be **22 Dia UNO** Slot hole length is to outside  
 All Welds to be **6 FW. UNO**

All Steelwork Manufactured to:  
 BS EN 1090-2: Execution Class **EXC2** U.N.O.

FINISH **S.B. & PRIME**

LOT **0** QTY **1**

PHASE **2** QTY **1**

**FABRICATION STATUS**

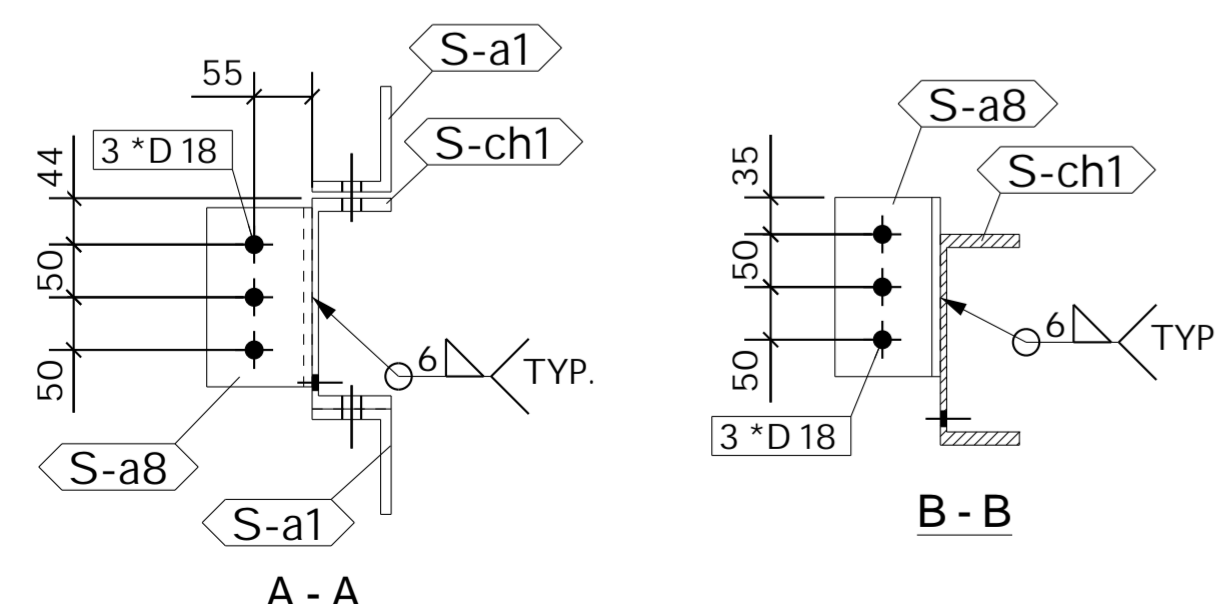
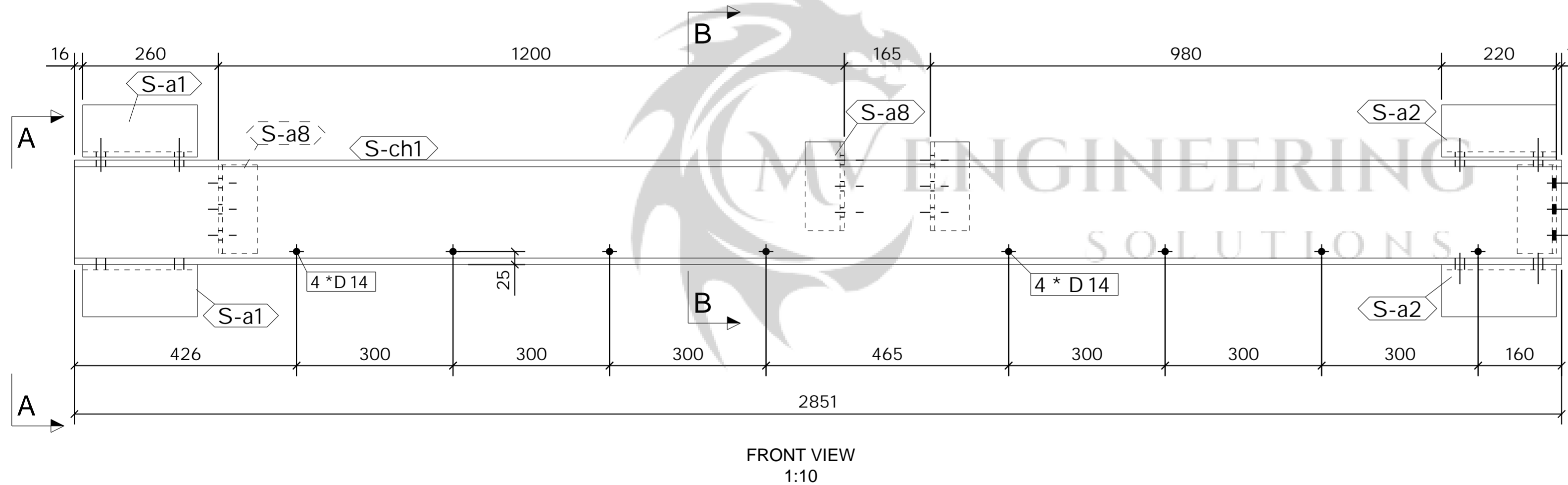
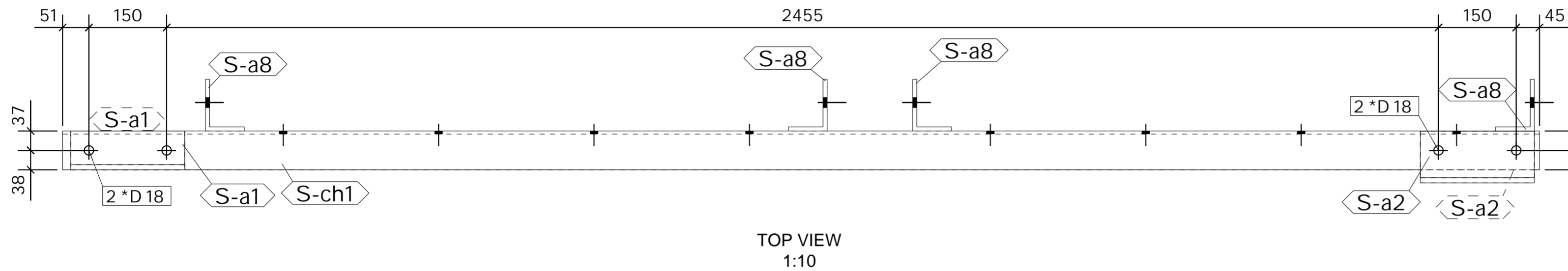
Sawn by: \_\_\_\_\_ Date: \_\_\_\_\_

Fabricated by: \_\_\_\_\_ Date: \_\_\_\_\_

Welded by: \_\_\_\_\_ Date: \_\_\_\_\_

Loaded by: \_\_\_\_\_ Date: \_\_\_\_\_

Checked by: \_\_\_\_\_ Date: \_\_\_\_\_

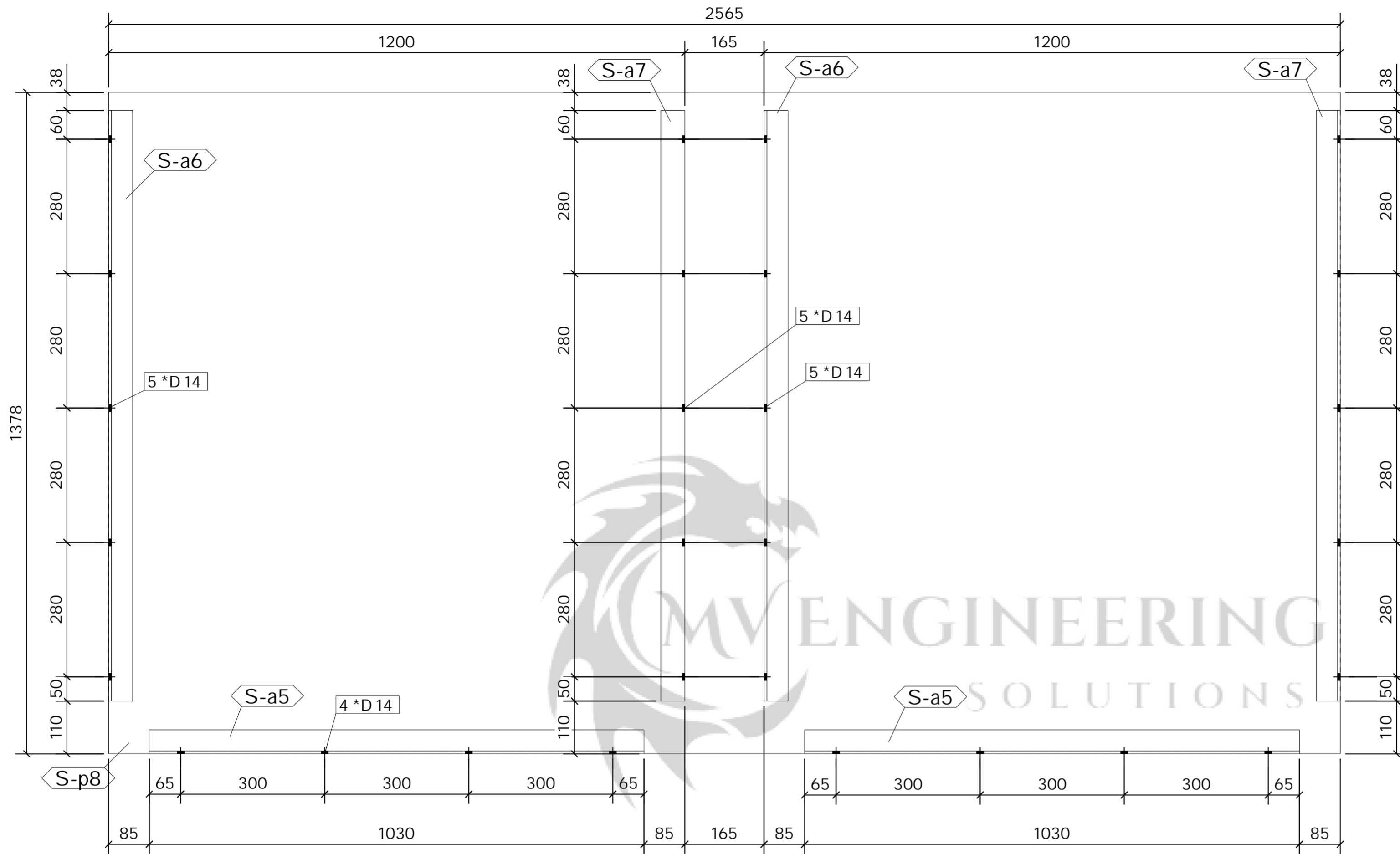


1 No. CHANNEL REQUIRED AS DRAWN MARKED S-CH2

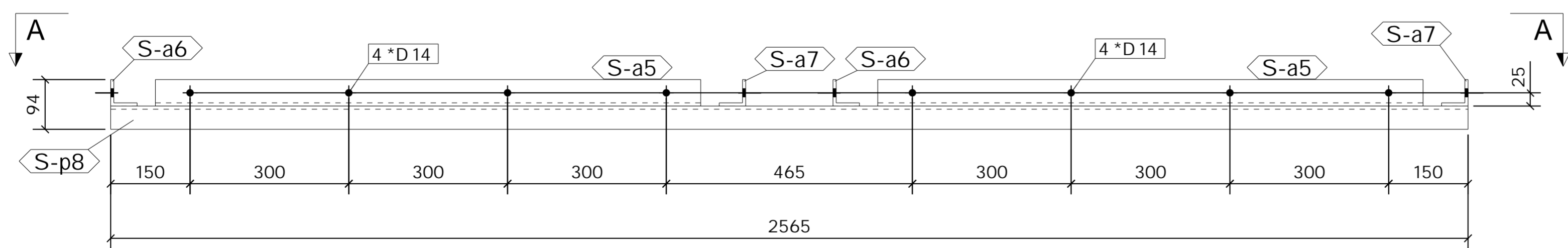
REV	DESCRIPTION	By	Date	By	Date
A	ISSUED FOR APPROVAL	PCS	17.03.2023	SK	17.03.2023
MARK		CREATED		CHECKED	

<b>CLIENT:</b>	<b>DATE CREATED:</b>
Empress Ballroom	17.03.2023
<b>PROJECT:</b>	<b>DRAWN BY:</b>
Empress Ballroom	PCS
<b>CONTRACT NO:</b>	<b>DRAWING NO:</b>
323-20	[S-CH.2]
<b>REV:</b>	<b>REV:</b>
A	A

ASSEMBLY / SUB ASSEMBLY STATUS	
1	THIS IS IT'S OWN ASSEMBLY



TOP VIEW  
1:10



FRONT VIEW  
1:10

3 No. PLATE

REQUIRED AS DRAWN MARKED S-PL\1

SHOP MATERIAL LIST FOR 1 ASSEMBLY

Mark	Size	Grade	No.	Length (mm)	Area (m) <sup>2</sup>	Weight (kg)
S-a5	RSA50*50*6	S355-JR	2	1030	0.414	9.1
S-a6	RSA50*50*6	S355-JR	2	1230	0.494	10.9
S-a7	RSA50*50*6	S355-JR	2	1230	0.494	10.9
S-p8	FLT6*1465.9	S275-JR	1	2565	7.507	175.7
<b>Total</b>					8.910	206.6

GENERAL NOTES

All Holes to be **22** Dia UNO Slot hole length is to outside  
 All Welds to be **6** FW. UNO

All Steelwork Manufactured to:  
 BS EN 1090-2: Execution Class **EXC2** U.N.O.

FINISH	S.B. & PRIME		
LOT	<b>0</b>	QTY	<b>3</b>
PHASE	<b>2</b>	QTY	<b>3</b>

FABRICATION STATUS

Sawn by:	_____	Date:	_____
Fabricated by:	_____	Date:	_____
Welded by:	_____	Date:	_____
Loaded by:	_____	Date:	_____
Checked by:	_____	Date:	_____

REV	DESCRIPTION	ISSUED FOR APPROVAL			
		By	Date	By	Date
A		PCS	17.03.2023	SK	17.03.2023
MARK		CREATED		CHECKED	

CLIENT: \_\_\_\_\_ DATE CREATED: 17.03.2023

PROJECT: Empress Ballroom DRAWN BY: PCS

CONTRACT NO: 323-20 DRAWING NO: [S-PL.1] REV: A

ASSEMBLY / SUB ASSEMBLY STATUS	
3	THIS IS IT'S OWN ASSEMBLY

**SHOP MATERIAL LIST FOR 1 ASSEMBLY**

Mark	Size	Grade	No.	Length (mm)	Area (m) <sup>2</sup>	Weight (kg)
S-p1	FLT10*100	S275	1	250	0.057	2.0
S-p4	FLT10*250	S275-JR	1	162	0.054	1.8
S-p6	FLT10*250	S275-JR	1	1405	0.717	26.9
S-st1	FLT10*250	S275	1	2342	1.168	43.9
<b>Total</b>					1.996	74.5

**GENERAL NOTES**

All Holes to be **22** Dia UNO Slot hole length is to outside  
 All Welds to be **6** FW. UNO

All Steelwork Manufactured to:  
 BS EN 1090-2: Execution Class **EXC2** U.N.O.

FINISH **S.B. & PRIME**

LOT **0** QTY **1**

PHASE **2** QTY **1**

**FABRICATION STATUS**

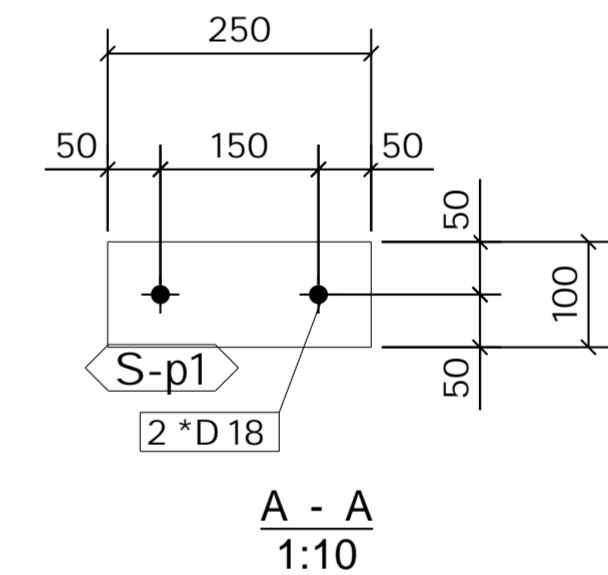
Sawn by: \_\_\_\_\_ Date: \_\_\_\_\_

Fabricated by: \_\_\_\_\_ Date: \_\_\_\_\_

Welded by: \_\_\_\_\_ Date: \_\_\_\_\_

Loaded by: \_\_\_\_\_ Date: \_\_\_\_\_

Checked by: \_\_\_\_\_ Date: \_\_\_\_\_


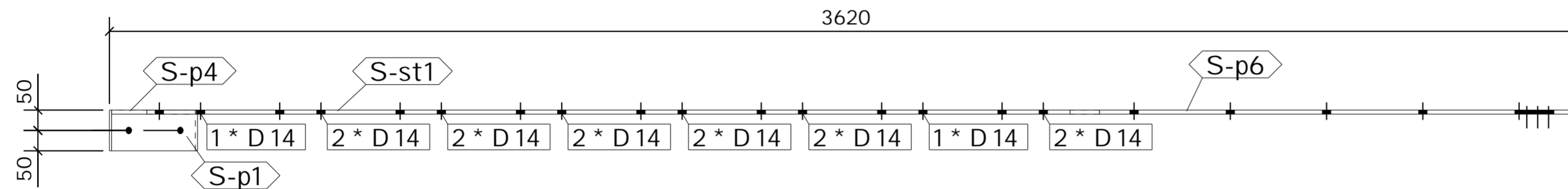


A	ISSUED FOR APPROVAL	PCS	16.03.2023	SK	16.03.2023
		By	Date	By	Date
REV	DESCRIPTION	CREATED		CHECKED	

**CLIENT:** \_\_\_\_\_ **DATE CREATED:** 15.03.2023

**PROJECT:** Empress Ballroom **DRAWN BY:** PCS

**CONTRACT NO:** 323-20 **DRAWING NO:** [S-STR.1] **REV:** A



1 No. STRINGER

REQUIRED AS DRAWN MARKED S-STR\1

ASSEMBLY / SUB ASSEMBLY STATUS	
1	THIS IS IT'S OWN ASSEMBLY

**SHOP MATERIAL LIST FOR 1 ASSEMBLY**

Mark	Size	Grade	No.	Length (mm)	Area (m) <sup>2</sup>	Weight (kg)
S-p1	FLT10*100	S275	1	250	0.057	2.0
S-p4	FLT10*250	S275-JR	1	162	0.054	1.8
S-p13	FLT10*250	S275-JR	1	1474	0.753	28.2
S-st4	FLT10*250	S275	1	2259	1.126	42.3
<b>Total</b>					<b>1.989</b>	<b>74.3</b>

**GENERAL NOTES**

All Holes to be **22 Dia UNO** Slot hole length is to outside  
 All Welds to be **6 FW. UNO**

All Steelwork Manufactured to:  
 BS EN 1090-2: Execution Class **EXC2** U.N.O.

FINISH **S.B. & PRIME**

LOT **0** QTY **1**

PHASE **2** QTY **1**

**FABRICATION STATUS**

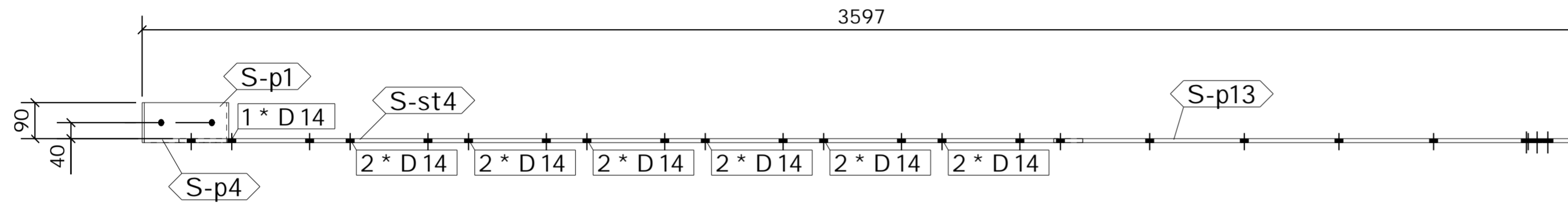
Sawn by: \_\_\_\_\_ Date: \_\_\_\_\_

Fabricated by: \_\_\_\_\_ Date: \_\_\_\_\_

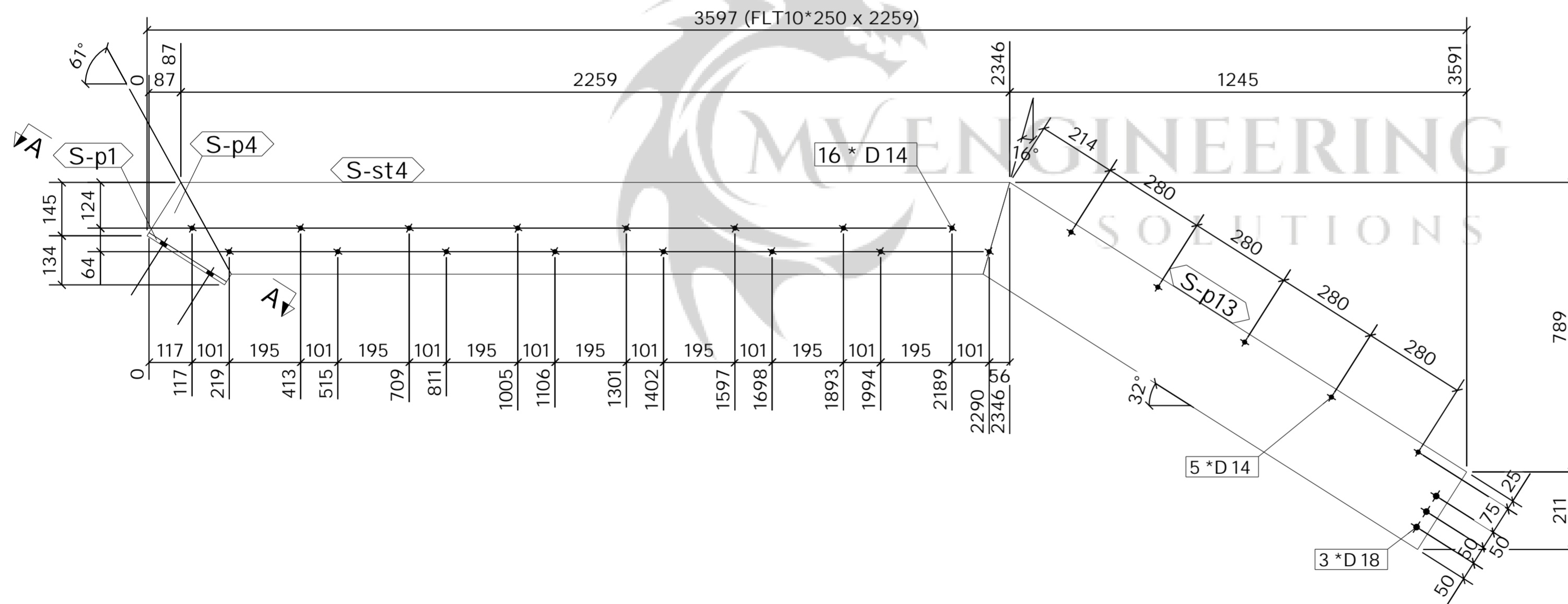
Welded by: \_\_\_\_\_ Date: \_\_\_\_\_

Loaded by: \_\_\_\_\_ Date: \_\_\_\_\_

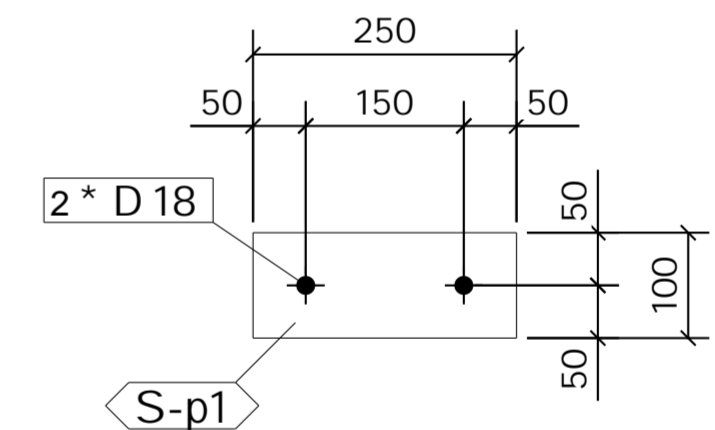
Checked by: \_\_\_\_\_ Date: \_\_\_\_\_



TOP VIEW  
1:15



FRONT VIEW  
1:15



A - A  
1:10

REV	MARK	DESCRIPTION	ISSUED FOR APPROVAL			
			By	Date	By	Date
	A		PCS	16.03.2023	SK	16.03.2023
			CREATED		CHECKED	

**CLIENT:** \_\_\_\_\_ **DATE CREATED:** 15.03.2023

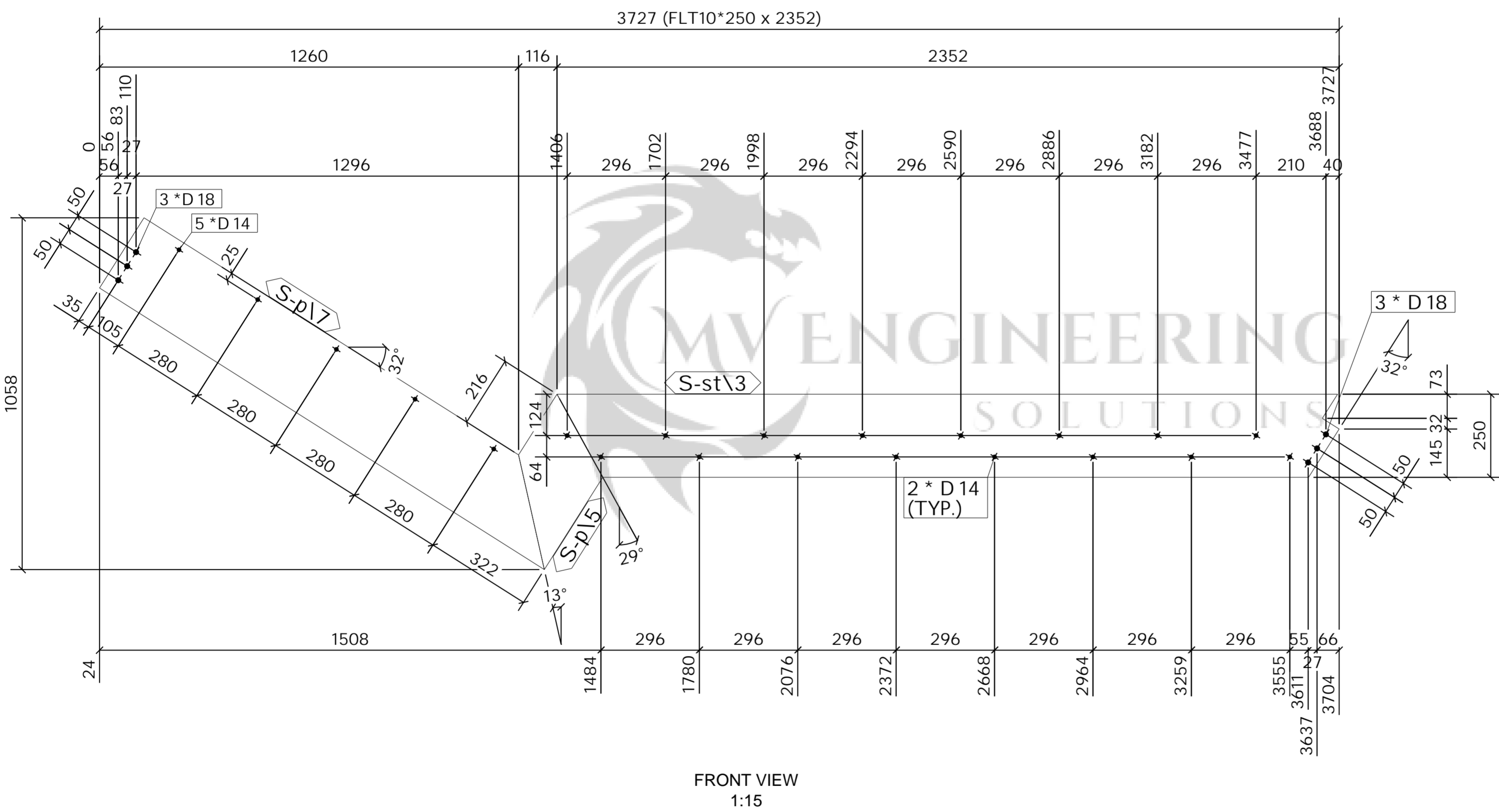
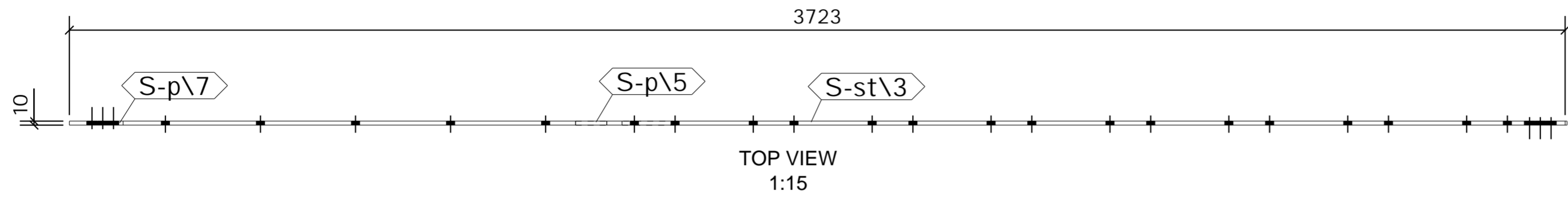
**PROJECT:** Empress Ballroom **DRAWN BY:** PCS

**CONTRACT NO:** 323-20 **DRAWING NO:** [S-STR.2] **REV:** A

1 No. STRINGER

REQUIRED AS DRAWN MARKED S-STR\2

ASSEMBLY / SUB ASSEMBLY STATUS	
1	THIS IS IT'S OWN ASSEMBLY



SHOP MATERIAL LIST FOR 1 ASSEMBLY						
Mark	Size	Grade	No.	Length (mm)	Area (m) <sup>2</sup>	Weight (kg)
S-p\5	FLT10*250	S275-JR	1	466	0.148	5.3
S-p\7	FLT10*250	S275-JR	1	1583	0.764	28.6
S-st\3	FLT10*250	S275	1	2352	1.173	44.1
<b>Total</b>					2.085	78.0

**GENERAL NOTES**

All Holes to be **22 Dia UNO** Slot hole length is to outside  
 All Welds to be **6 FW. UNO**

All Steelwork Manufactured to:  
 BS EN 1090-2: Execution Class **EXC2** U.N.O.

**FINISH S.B. & PRIME**

LOT **0** QTY **1**  
 PHASE **2** QTY **1**

FABRICATION STATUS	
Sawn by: _____	Date: _____
Fabricated by: _____	Date: _____
Welded by: _____	Date: _____
Loaded by: _____	Date: _____
Checked by: _____	Date: _____

REV	DESCRIPTION	ISSUED FOR APPROVAL			
		By	Date	By	Date
A		PCS	16.03.2023	SK	16.03.2023
MARK		CREATED		CHECKED	

**CLIENT:** \_\_\_\_\_ **DATE CREATED:** 15.03.2023

**PROJECT:** Empress Ballroom **DRAWN BY:** PCS

**CONTRACT NO:** 323-20 **DRAWING NO:** [S-STR.3] **REV:** A

1 No. STRINGER REQUIRED AS DRAWN MARKED S-STR\3

ASSEMBLY / SUB ASSEMBLY STATUS	
1	THIS IS IT'S OWN ASSEMBLY

**SHOP MATERIAL LIST FOR 1 ASSEMBLY**

Mark	Size	Grade	No.	Length (mm)	Area (m) <sup>2</sup>	Weight (kg)
S-p3	FLT10*250	S275-JR	1	181	0.064	2.2
S-p6	FLT10*250	S275-JR	1	1405	0.717	26.9
S-st\2	FLT10*250	S275	1	2447	1.223	46.0
<b>Total</b>					2.003	75.0

**GENERAL NOTES**

All Holes to be **22 Dia UNO** Slot hole length is to outside  
 All Welds to be **6 FW. UNO**

All Steelwork Manufactured to:  
 BS EN 1090-2: Execution Class **EXC2** U.N.O.

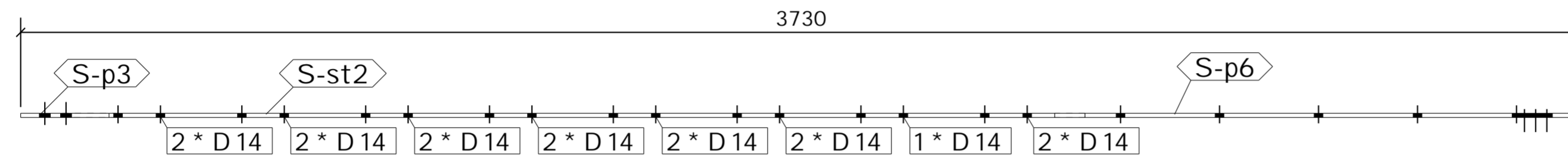
FINISH **S.B. & PRIME**

LOT **0** QTY **2**

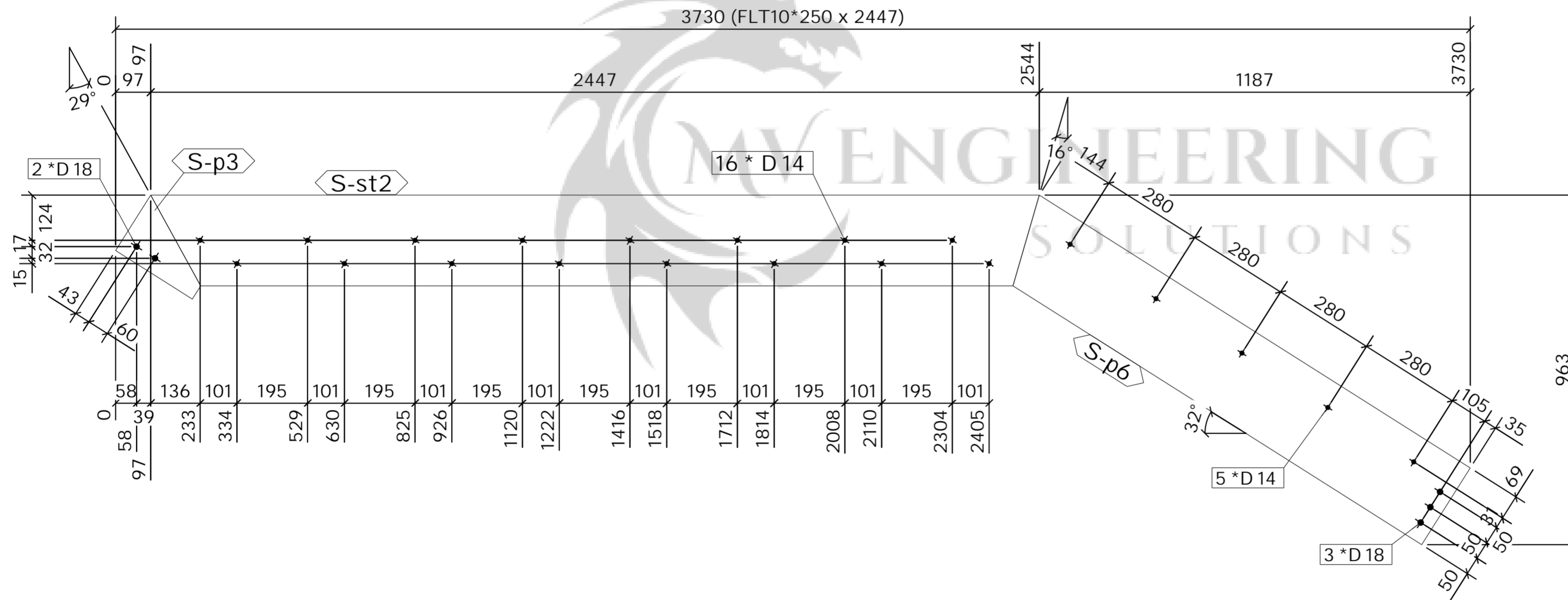
PHASE **2** QTY **2**

**FABRICATION STATUS**

Sawn by: \_\_\_\_\_ Date: \_\_\_\_\_  
 Fabricated by: \_\_\_\_\_ Date: \_\_\_\_\_  
 Welded by: \_\_\_\_\_ Date: \_\_\_\_\_  
 Loaded by: \_\_\_\_\_ Date: \_\_\_\_\_  
 Checked by: \_\_\_\_\_ Date: \_\_\_\_\_



TOP VIEW  
1:15



FRONT VIEW  
1:15

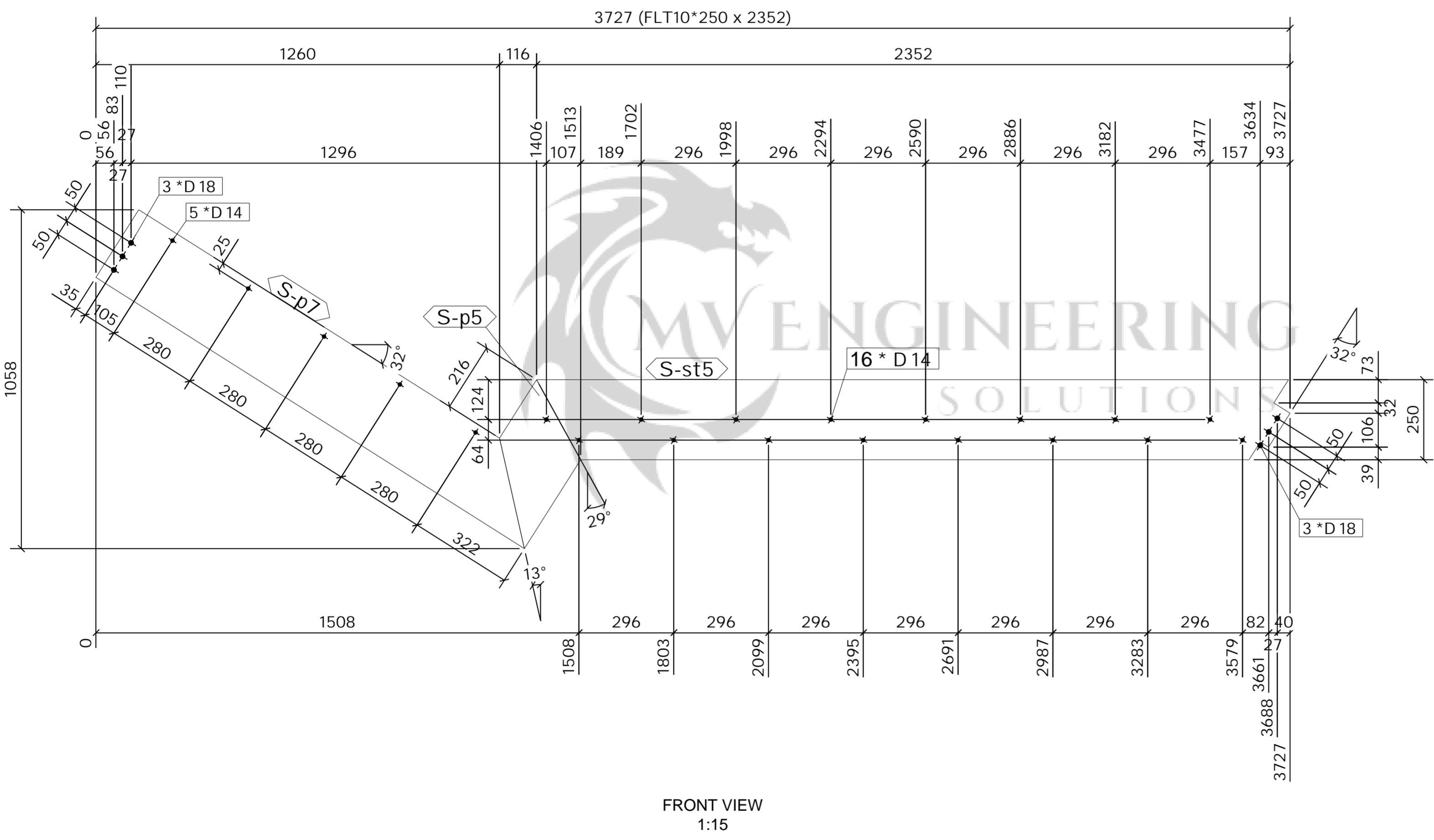
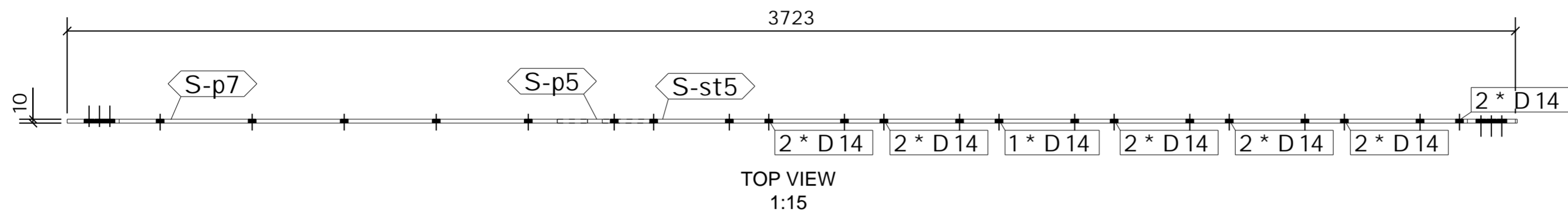
2 No. STRINGER

REQUIRED AS DRAWN MARKED S-STR\4

ASSEMBLY / SUB ASSEMBLY STATUS	
2	THIS IS IT'S OWN ASSEMBLY

REV	MARK	DESCRIPTION	ISSUED FOR APPROVAL		CREATED		CHECKED	
			By	Date	By	Date	By	Date
A			PCS	16.03.2023	SK	16.03.2023		

<b>CLIENT:</b>	<b>DATE CREATED:</b>	
Empress Ballroom	15.03.2023	
<b>PROJECT:</b>	<b>DRAWN BY:</b>	
Empress Ballroom	PCS	
<b>CONTRACT NO:</b>	<b>DRAWING NO:</b>	<b>REV:</b>
323-20	[S-STR.4]	A



SHOP MATERIAL LIST FOR 1 ASSEMBLY						
Mark	Size	Grade	No.	Length (mm)	Area (m) <sup>2</sup>	Weight (kg)
S-p5	FLT10*250	S275-JR	1	466	0.148	5.3
S-p7	FLT10*250	S275-JR	1	1583	0.764	28.6
S-st5	FLT10*250	S275	1	2352	1.170	43.9
<b>Total</b>					2.082	77.9

**GENERAL NOTES**

All Holes to be **22 Dia UNO** Slot hole length is to outside  
 All Welds to be **6 FW. UNO**

All Steelwork Manufactured to:  
 BS EN 1090-2: Execution Class **EXC2** U.N.O.

**FINISH S.B. & PRIME**

LOT **0** QTY **1**  
 PHASE **2** QTY **1**

FABRICATION STATUS	
Sawn by: _____	Date: _____
Fabricated by: _____	Date: _____
Welded by: _____	Date: _____
Loaded by: _____	Date: _____
Checked by: _____	Date: _____

REV	DESCRIPTION	By	Date	By	Date
A	ISSUED FOR APPROVAL	PCS	16.03.2023	SK	16.03.2023
MARK	DESCRIPTION	CREATED		CHECKED	

**CLIENT:** \_\_\_\_\_ **DATE CREATED:** 15.03.2023

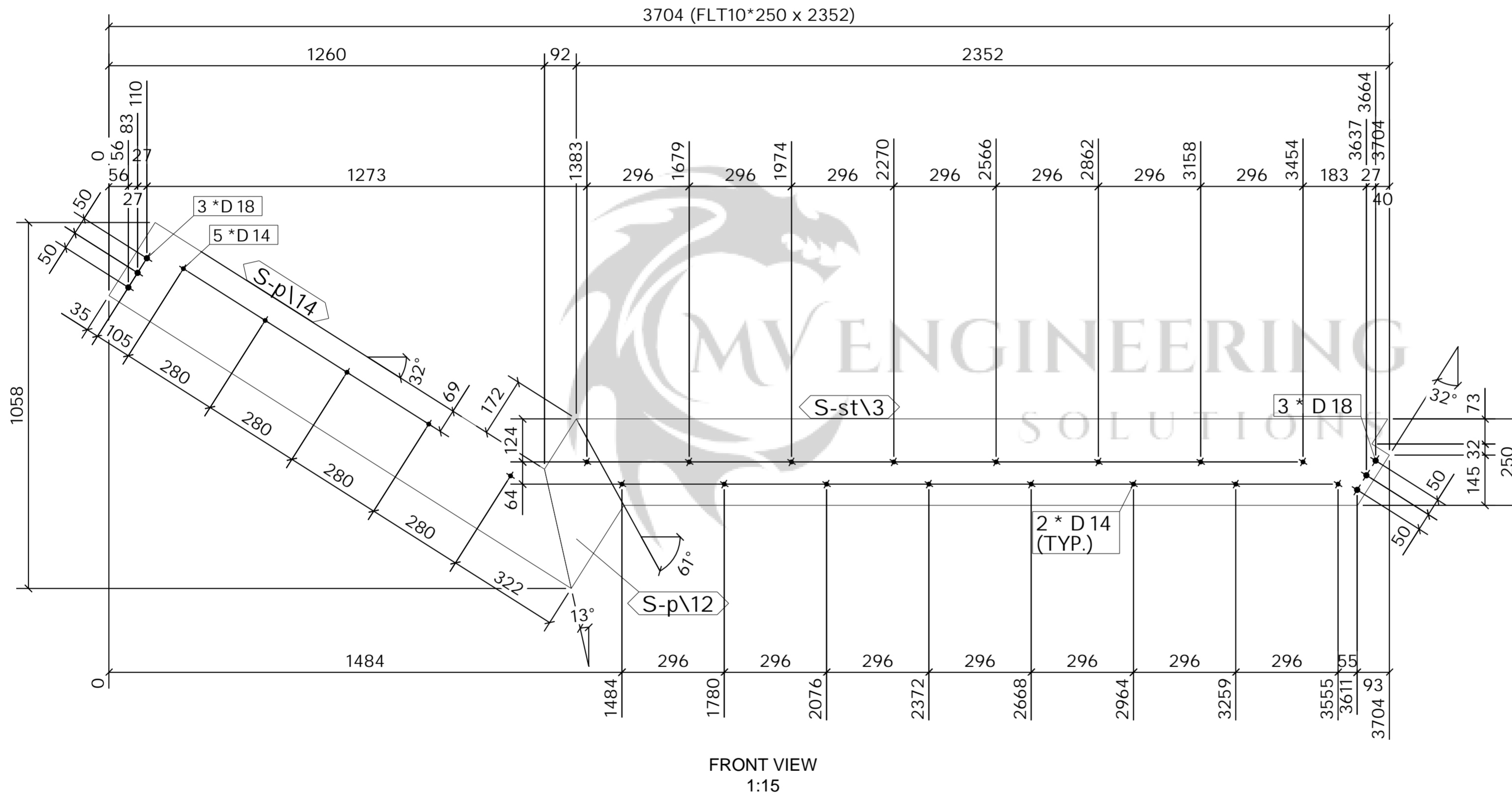
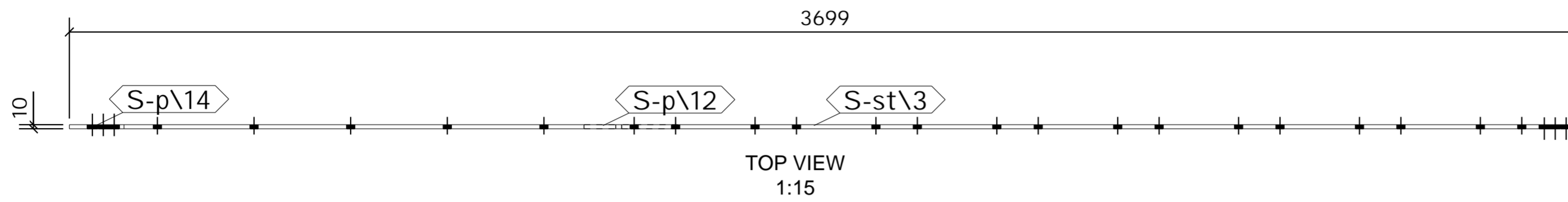
**PROJECT:** Empress Ballroom **DRAWN BY:** PCS

**CONTRACT NO:** 323-20 **DRAWING NO:** [S-STR.5] **REV:** A

1 No. STRINGER REQUIRED AS DRAWN MARKED S-STR\5

ASSEMBLY / SUB ASSEMBLY STATUS	
1	THIS IS IT'S OWN ASSEMBLY





2 No. STRINGER

REQUIRED AS DRAWN MARKED S-STR\6

**SHOP MATERIAL LIST FOR 1 ASSEMBLY**

Mark	Size	Grade	No.	Length (mm)	Area (m) <sup>2</sup>	Weight (kg)
S-p\12	FLT10*250	S275-JR	1	422	0.125	4.5
S-p\14	FLT10*250	S275-JR	1	1583	0.764	28.6
S-st\3	FLT10*250	S275	1	2352	1.173	44.1
<b>Total</b>					2.062	77.1

**GENERAL NOTES**

All Holes to be 22 Dia UNO Slot hole length is to outside  
 All Welds to be 6 FW. UNO

All Steelwork Manufactured to:  
 BS EN 1090-2: Execution Class EXC2 U.N.O.

FINISH S.B. & PRIME

LOT 0 QTY 2

PHASE 2 QTY 2

**FABRICATION STATUS**

Sawn by: \_\_\_\_\_ Date: \_\_\_\_\_  
 Fabricated by: \_\_\_\_\_ Date: \_\_\_\_\_  
 Welded by: \_\_\_\_\_ Date: \_\_\_\_\_  
 Loaded by: \_\_\_\_\_ Date: \_\_\_\_\_  
 Checked by: \_\_\_\_\_ Date: \_\_\_\_\_

REV	MARK	DESCRIPTION	ISSUED FOR APPROVAL		CREATED		CHECKED	
			By	Date	By	Date	By	Date
A			PCS	16.03.2023	SK	16.03.2023		

**CLIENT:** \_\_\_\_\_ **DATE CREATED:** 15.03.2023

**PROJECT:** Empress Ballroom **DRAWN BY:** PCS

**CONTRACT NO:** 323-20 **DRAWING NO:** [S-STR.6] **REV:** A

ASSEMBLY / SUB ASSEMBLY STATUS	
2	THIS IS IT'S OWN ASSEMBLY

**SHOP MATERIAL LIST FOR 1 ASSEMBLY**

Mark	Size	Grade	No.	Length (mm)	Area (m) <sup>2</sup>	Weight (kg)
S-p3	FLT10*250	S275-JR	1	181	0.064	2.2
S-p13	FLT10*250	S275-JR	1	1474	0.753	28.2
S-st6	FLT10*250	S275	1	2365	1.180	44.3
<b>Total</b>					1.997	74.8

**GENERAL NOTES**

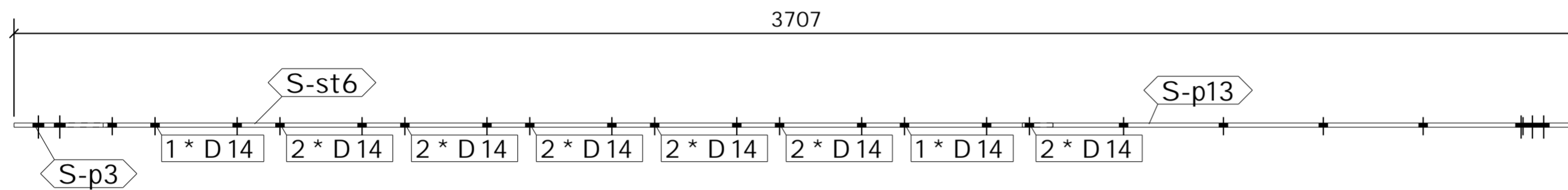
All Holes to be **22 Dia UNO** Slot hole length is to outside  
 All Welds to be **6 FW. UNO**

All Steelwork Manufactured to:  
 BS EN 1090-2: Execution Class **EXC2** U.N.O.

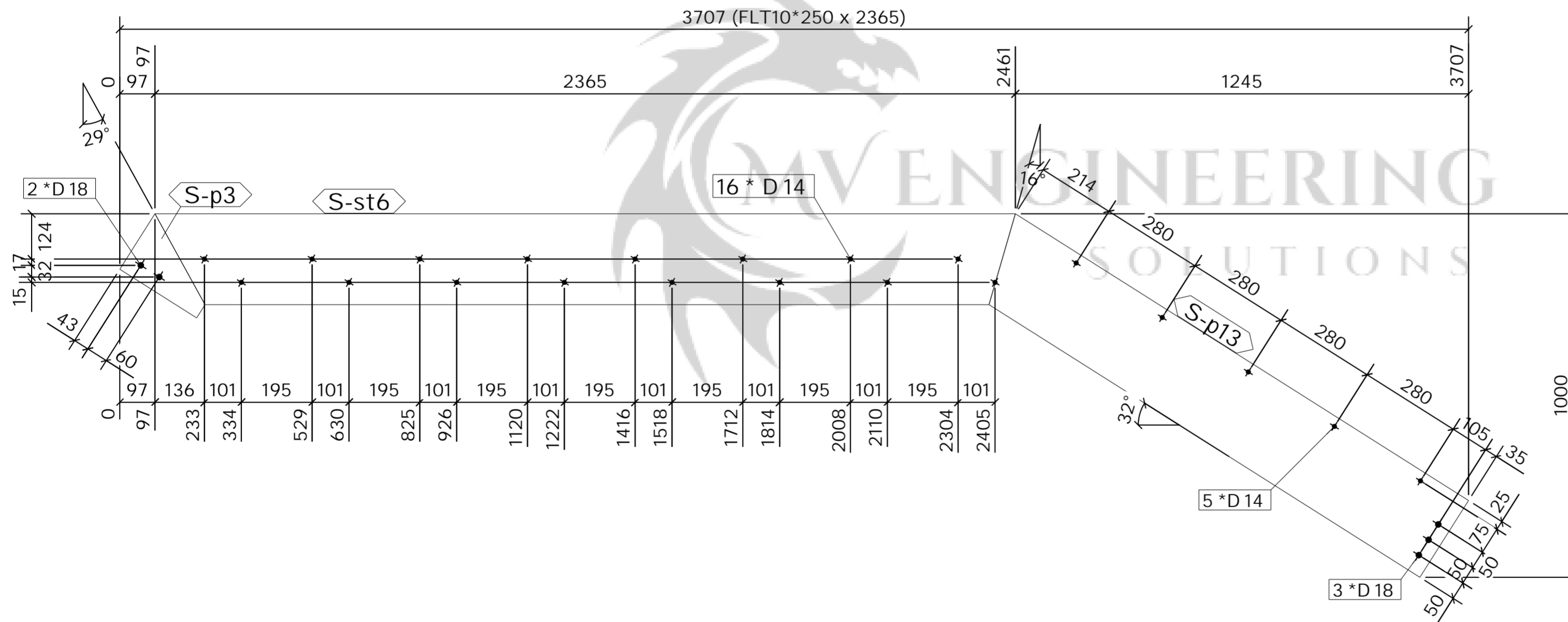
FINISH **S.B. & PRIME**  
 LOT **0** QTY **2**  
 PHASE **2** QTY **2**

**FABRICATION STATUS**

Sawn by: \_\_\_\_\_ Date: \_\_\_\_\_  
 Fabricated by: \_\_\_\_\_ Date: \_\_\_\_\_  
 Welded by: \_\_\_\_\_ Date: \_\_\_\_\_  
 Loaded by: \_\_\_\_\_ Date: \_\_\_\_\_  
 Checked by: \_\_\_\_\_ Date: \_\_\_\_\_



TOP VIEW  
1:15



FRONT VIEW  
1:15

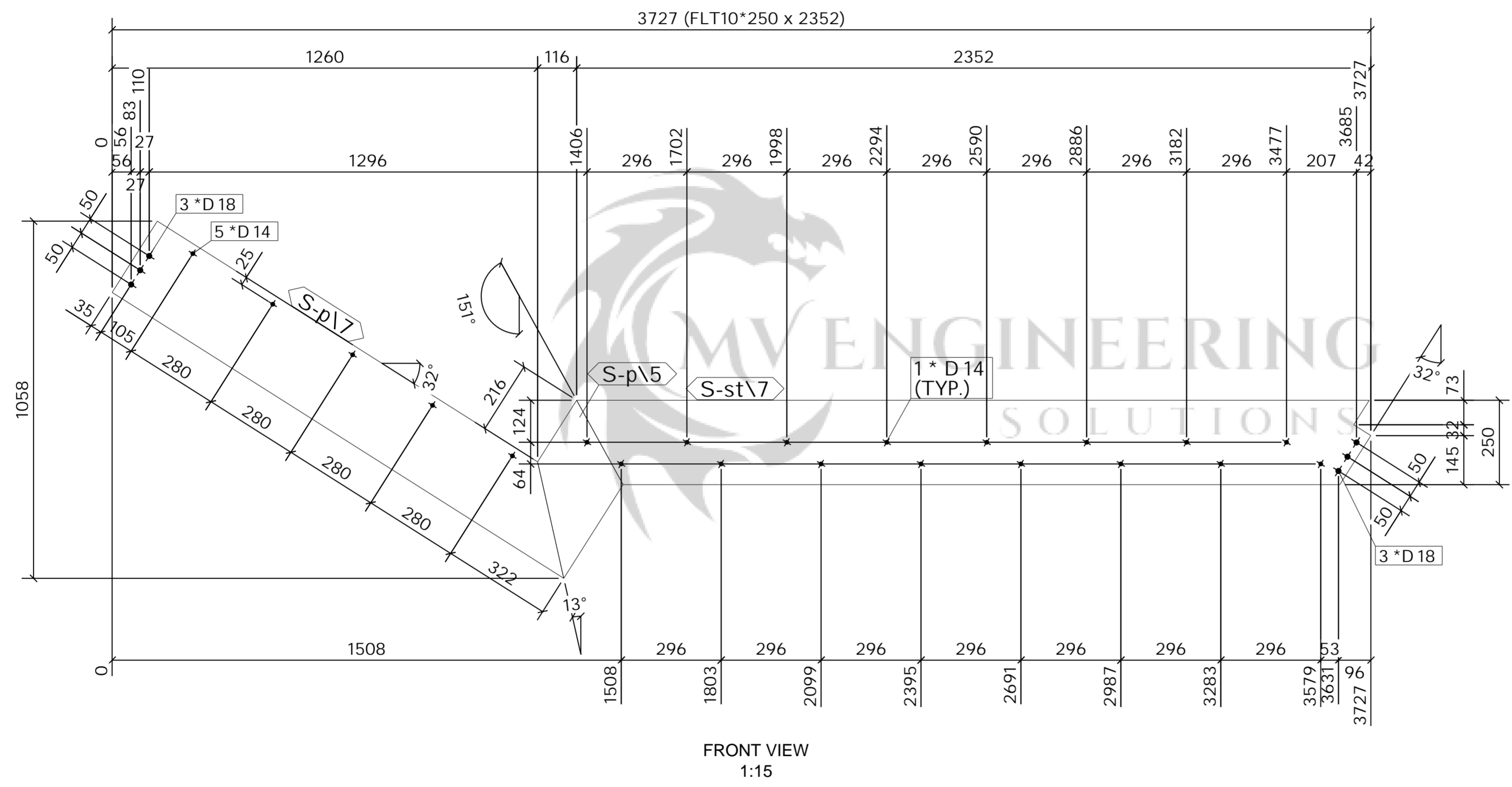
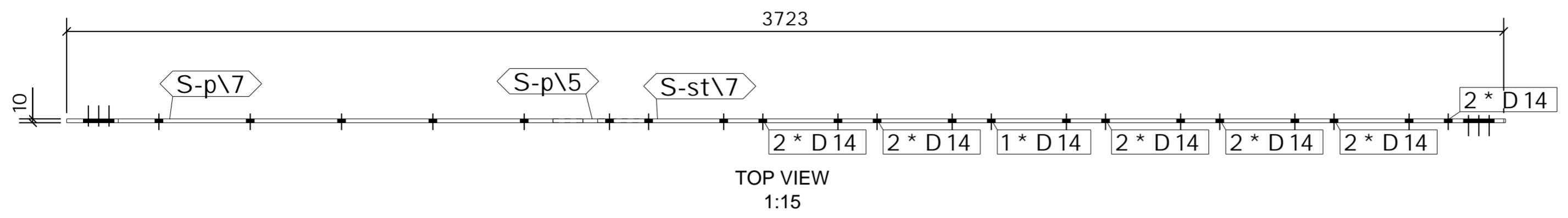
2 No. STRINGER

REQUIRED AS DRAWN MARKED S-STR\7

REV	DESCRIPTION	By	Date	By	Date
A	ISSUED FOR APPROVAL	PCS	16.03.2023	SK	16.03.2023
MARK	DESCRIPTION	CREATED		CHECKED	

<b>CLIENT:</b> Empress Ballroom	<b>DATE CREATED:</b> 15.03.2023
<b>PROJECT:</b> Empress Ballroom	<b>DRAWN BY:</b> PCS
<b>CONTRACT NO:</b> 323-20	<b>DRAWING NO:</b> [S-STR.7]
<b>REV:</b> A	

ASSEMBLY / SUB ASSEMBLY STATUS
2 THIS IS IT'S OWN ASSEMBLY



**SHOP MATERIAL LIST FOR 1 ASSEMBLY**

Mark	Size	Grade	No.	Length (mm)	Area (m) <sup>2</sup>	Weight (kg)
S-p\5	FLT10*250	S275-JR	1	466	0.148	5.3
S-p\7	FLT10*250	S275-JR	1	1583	0.764	28.6
S-st\7	FLT10*250	S275	1	2352	1.173	44.1
<b>Total</b>					2.085	78.0

**GENERAL NOTES**

All Holes to be **22 Dia UNO** Slot hole length is to outside  
 All Welds to be **6 FW. UNO**

All Steelwork Manufactured to:  
 BS EN 1090-2: Execution Class **EXC2** U.N.O.

FINISH **S.B. & PRIME**

LOT **0** QTY **1**

PHASE **2** QTY **1**

**FABRICATION STATUS**

Sawn by: \_\_\_\_\_ Date: \_\_\_\_\_

Fabricated by: \_\_\_\_\_ Date: \_\_\_\_\_

Welded by: \_\_\_\_\_ Date: \_\_\_\_\_

Loaded by: \_\_\_\_\_ Date: \_\_\_\_\_

Checked by: \_\_\_\_\_ Date: \_\_\_\_\_

A	ISSUED FOR APPROVAL	PCS	16.03.2023	SK	16.03.2023
		By	Date	By	Date
REV	DESCRIPTION	CREATED		CHECKED	

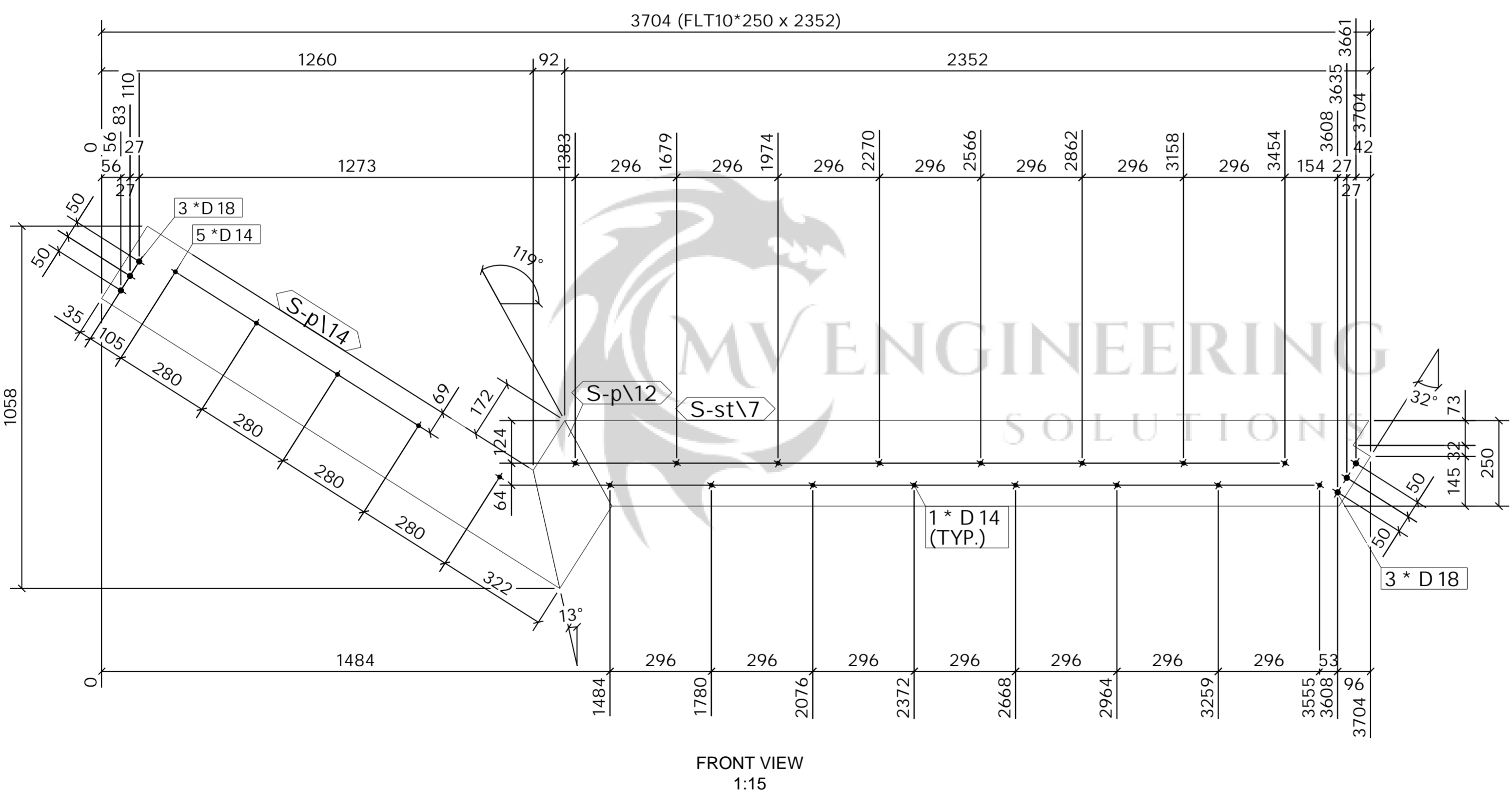
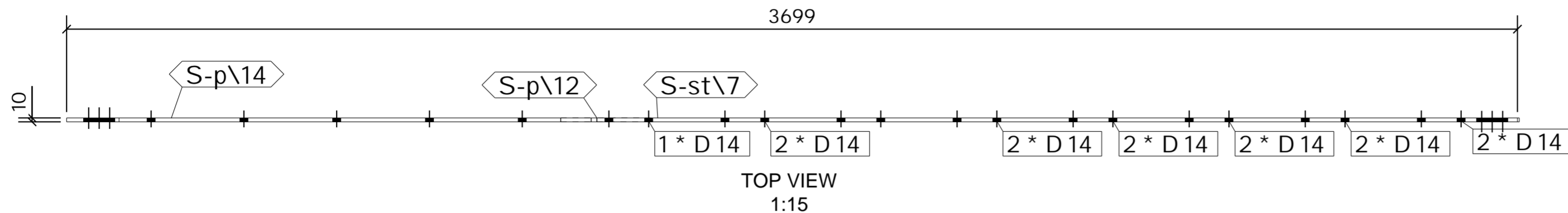
**CLIENT:** \_\_\_\_\_ **DATE CREATED:** 21.04.2023

**PROJECT:** Empress Ballroom **DRAWN BY:** PCS

**CONTRACT NO:** 323-20 **DRAWING NO:** [S-STR.8] **REV:** A

**1 No. STRINGER REQUIRED AS DRAWN MARKED S-STR\8**

ASSEMBLY / SUB ASSEMBLY STATUS	
1	THIS IS IT'S OWN ASSEMBLY



SHOP MATERIAL LIST FOR 1 ASSEMBLY						
Mark	Size	Grade	No.	Length (mm)	Area (m) <sup>2</sup>	Weight (kg)
S-p\12	FLT10*250	S275-JR	1	422	0.125	4.5
S-p\14	FLT10*250	S275-JR	1	1583	0.764	28.6
S-st\7	FLT10*250	S275	1	2352	1.173	44.1
<b>Total</b>					2.062	77.1

**GENERAL NOTES**

All Holes to be **22 Dia UNO** Slot hole length is to outside  
 All Welds to be **6 FW. UNO**

All Steelwork Manufactured to:  
 BS EN 1090-2: Execution Class **EXC2** U.N.O.

**FINISH S.B. & PRIME**

LOT **0** QTY **1**  
 PHASE **2** QTY **1**

**FABRICATION STATUS**

Sawn by: \_\_\_\_\_ Date: \_\_\_\_\_  
 Fabricated by: \_\_\_\_\_ Date: \_\_\_\_\_  
 Welded by: \_\_\_\_\_ Date: \_\_\_\_\_  
 Loaded by: \_\_\_\_\_ Date: \_\_\_\_\_  
 Checked by: \_\_\_\_\_ Date: \_\_\_\_\_

A	ISSUED FOR APPROVAL	PCS	16.03.2023	SK	16.03.2023
		By	Date	By	Date
REV	DESCRIPTION	CREATED		CHECKED	

**CLIENT:** \_\_\_\_\_ **DATE CREATED:** 21.04.2023  
**PROJECT:** Empress Ballroom **DRAWN BY:** PCS  
**CONTRACT NO:** 323-20 **DRAWING NO:** [S-STR.9] **REV:** A

1 No. STRINGER REQUIRED AS DRAWN MARKED S-STR\9

ASSEMBLY / SUB ASSEMBLY STATUS	
1	THIS IS IT'S OWN ASSEMBLY

**SHOP MATERIAL LIST FOR 1 ASSEMBLY**

Mark	Size	Grade	No.	Length (mm)	Area (m) <sup>2</sup>	Weight (kg)
S-a3	RSA50*50*6	S355-JR	1	180	0.037	0.8
S-a4	RSA50*50*6	S355-JR	1	180	0.037	0.8
S-t1	FLT6*483.3	S275-JR	1	1200	1.151	26.6
<b>Total</b>					1.225	28.2

**GENERAL NOTES**

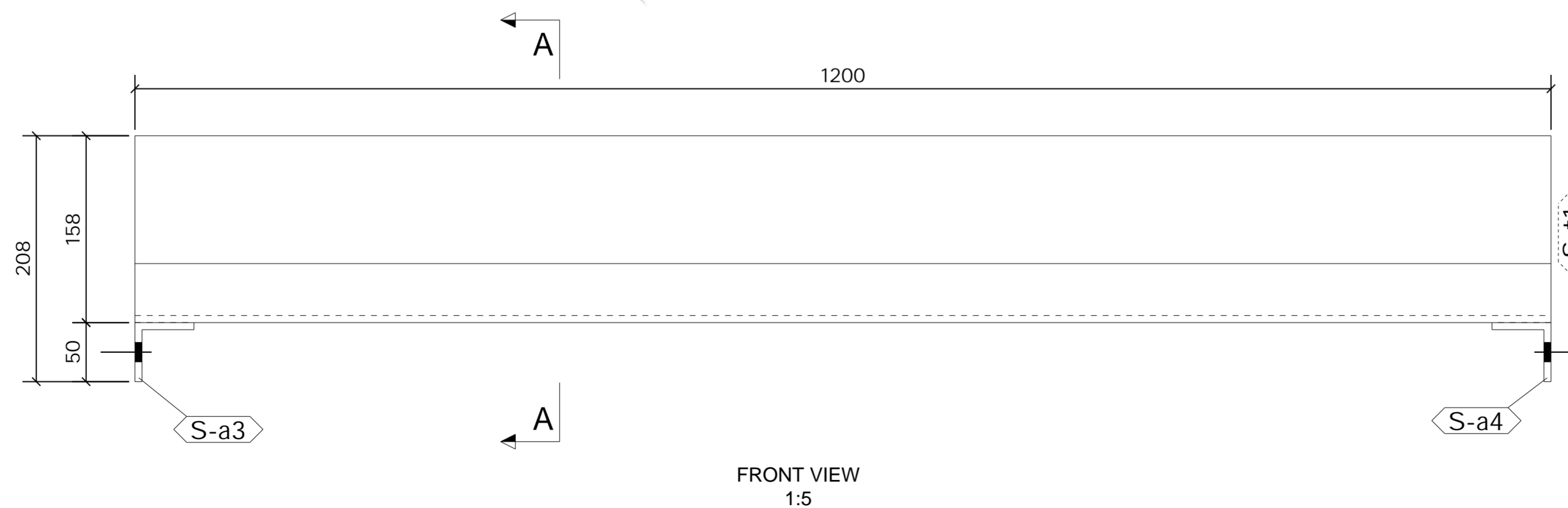

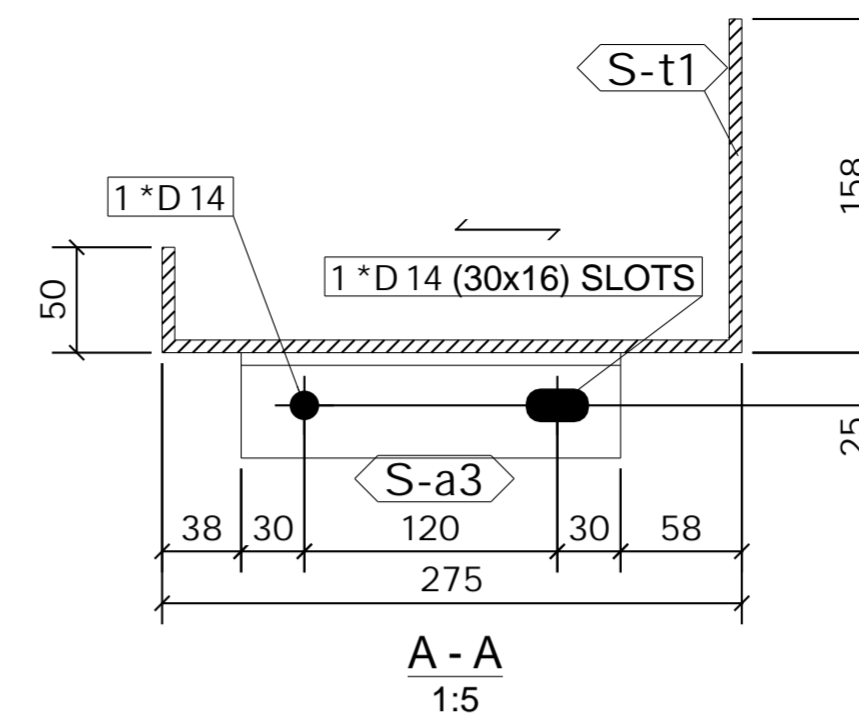
All Holes to be **22 Dia UNO** Slot hole length is to outside  
 All Welds to be **6 FW. UNO**

All Steelwork Manufactured to:  
 BS EN 1090-2: Execution Class **EXC2** U.N.O.

FINISH **S.B. & PRIME**  
 LOT **0** QTY **39**  
 PHASE **2** QTY **39**

**FABRICATION STATUS**

Sawn by: \_\_\_\_\_ Date: \_\_\_\_\_  
 Fabricated by: \_\_\_\_\_ Date: \_\_\_\_\_  
 Welded by: \_\_\_\_\_ Date: \_\_\_\_\_  
 Loaded by: \_\_\_\_\_ Date: \_\_\_\_\_  
 Checked by: \_\_\_\_\_ Date: \_\_\_\_\_



39 No. TREAD

REQUIRED AS DRAWN MARKED S-TR\1

ASSEMBLY / SUB ASSEMBLY STATUS	
39	THIS IS IT'S OWN ASSEMBLY

REV	MARK	DESCRIPTION	ISSUED FOR APPROVAL		CREATED		CHECKED	
			By	Date	By	Date	By	Date
A			PCS	16.03.2023	SK	16.03.2023		

**CLIENT:** \_\_\_\_\_ **DATE CREATED:** 15.03.2023

**PROJECT:** Empress Ballroom **DRAWN BY:** PCS

**CONTRACT NO:** 323-20 **DRAWING NO:** [S-TR.1] **REV:** A

**SHOP MATERIAL LIST FOR 1 ASSEMBLY**

Mark	Size	Grade	No.	Length (mm)	Area (m) <sup>2</sup>	Weight (kg)
S-a3	RSA50*50*6	S355-JR	1	180	0.037	0.8
S-a4	RSA50*50*6	S355-JR	1	180	0.037	0.8
S-t2	FLT6*375	S275-JR	1	1200	0.890	20.5
<b>Total</b>					0.964	22.1

**GENERAL NOTES**

All Holes to be **22 Dia UNO** Slot hole length is to outside  
 All Welds to be **6 FW. UNO**

All Steelwork Manufactured to:  
 BS EN 1090-2: Execution Class **EXC2** U.N.O.

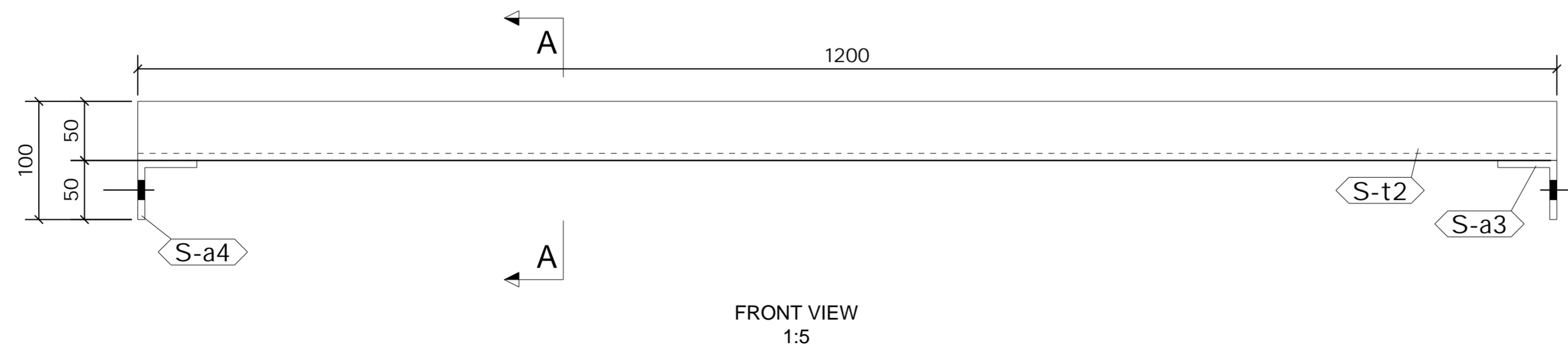

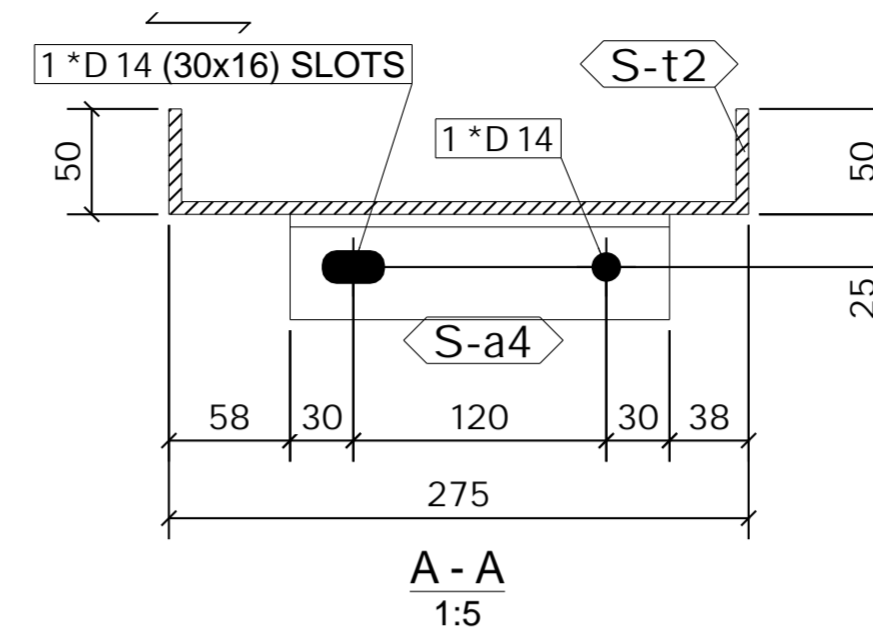
FINISH **S.B. & PRIME**

LOT **0** QTY **3**

PHASE **2** QTY **3**

**FABRICATION STATUS**

Sawn by: \_\_\_\_\_ Date: \_\_\_\_\_  
 Fabricated by: \_\_\_\_\_ Date: \_\_\_\_\_  
 Welded by: \_\_\_\_\_ Date: \_\_\_\_\_  
 Loaded by: \_\_\_\_\_ Date: \_\_\_\_\_  
 Checked by: \_\_\_\_\_ Date: \_\_\_\_\_



3 No. TREAD

REQUIRED AS DRAWN MARKED S-TR\2

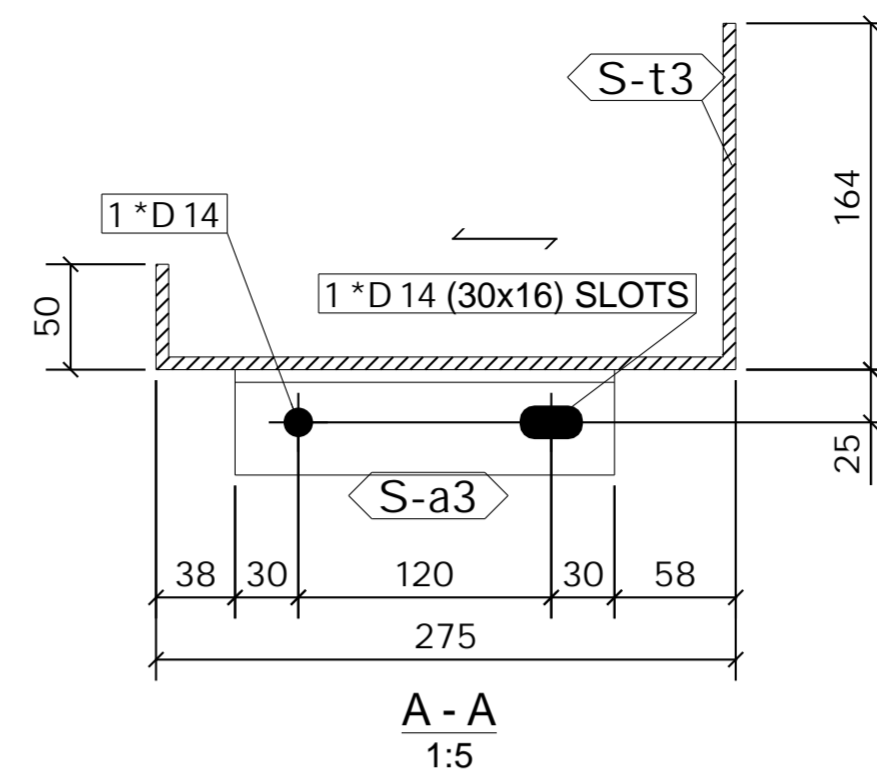
ASSEMBLY / SUB ASSEMBLY STATUS	
3	THIS IS IT'S OWN ASSEMBLY

REV	MARK	DESCRIPTION	ISSUED FOR APPROVAL		CREATED		CHECKED	
			By	Date	By	Date	By	Date
A			PCS	16.03.2023	SK	16.03.2023		

**CLIENT:** \_\_\_\_\_ **DATE CREATED:** 15.03.2023

**PROJECT:** Empress Ballroom **DRAWN BY:** PCS

**CONTRACT NO:** 323-20 **DRAWING NO:** [S-TR.2] **REV:** A



SHOP MATERIAL LIST FOR 1 ASSEMBLY						
Mark	Size	Grade	No.	Length (mm)	Area (m) <sup>2</sup>	Weight (kg)
S-a3	RSA50*50*6	S355-JR	1	180	0.037	0.8
S-a4	RSA50*50*6	S355-JR	1	180	0.037	0.8
S-t3	FLT6*489.3	S275-JR	1	1200	1.166	27.0
<b>Total</b>					1.240	28.6

**GENERAL NOTES**

All Holes to be **22 Dia UNO** Slot hole length is to outside  
 All Welds to be **6 FW. UNO**

All Steelwork Manufactured to:  
 BS EN 1090-2: Execution Class **EXC2** U.N.O.


FINISH **S.B. & PRIME**

LOT **0** QTY **3**


PHASE **2** QTY **3**

**FABRICATION STATUS**

Sawn by: \_\_\_\_\_ Date: \_\_\_\_\_  
 Fabricated by: \_\_\_\_\_ Date: \_\_\_\_\_  
 Welded by: \_\_\_\_\_ Date: \_\_\_\_\_  
 Loaded by: \_\_\_\_\_ Date: \_\_\_\_\_  
 Checked by: \_\_\_\_\_ Date: \_\_\_\_\_



TOP VIEW  
1:5



FRONT VIEW  
1:5

3 No. TREAD

REQUIRED AS DRAWN MARKED S-TR\3

REV	MARK	DESCRIPTION	ISSUED FOR APPROVAL		By		Date	
			PCS	16.03.2023	SK	16.03.2023		
			By	Date	By	Date		
			CREATED		CHECKED			

**CLIENT:** \_\_\_\_\_ **DATE CREATED:** 15.03.2023

**PROJECT:** Empress Ballroom **DRAWN BY:** PCS

**CONTRACT NO:** 323-20 **DRAWING NO:** [S-TR.3] **REV:** A

ASSEMBLY / SUB ASSEMBLY STATUS	
3	THIS IS IT'S OWN ASSEMBLY

**SHOP MATERIAL LIST FOR 1 ASSEMBLY**

Mark	Size	Grade	No.	Length (mm)	Area (m) <sup>2</sup>	Weight (kg)
S-a3	RSA50*50*6	S355-JR	1	180	0.037	0.8
S-a4	RSA50*50*6	S355-JR	1	180	0.037	0.8
S-t1	FLT6*483.3	S275-JR	1	1200	1.151	26.6
<b>Total</b>					1.225	28.2

**GENERAL NOTES**

All Holes to be **22 Dia UNO** Slot hole length is to outside  
 All Welds to be **6 FW. UNO**

All Steelwork Manufactured to:  
 BS EN 1090-2: Execution Class **EXC2** U.N.O.

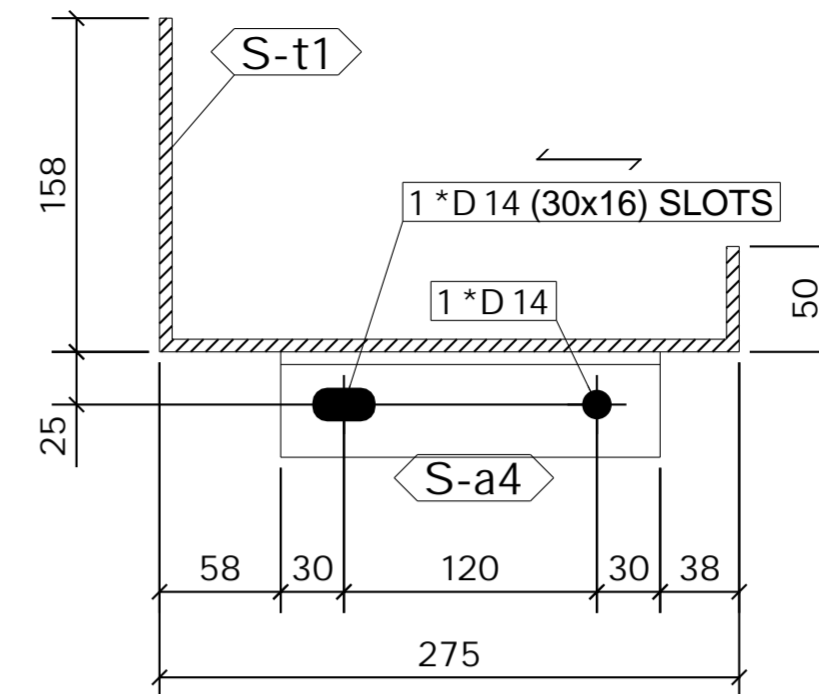
FINISH **S.B. & PRIME**

LOT **0** QTY **3**


PHASE **2** QTY **3**

**FABRICATION STATUS**

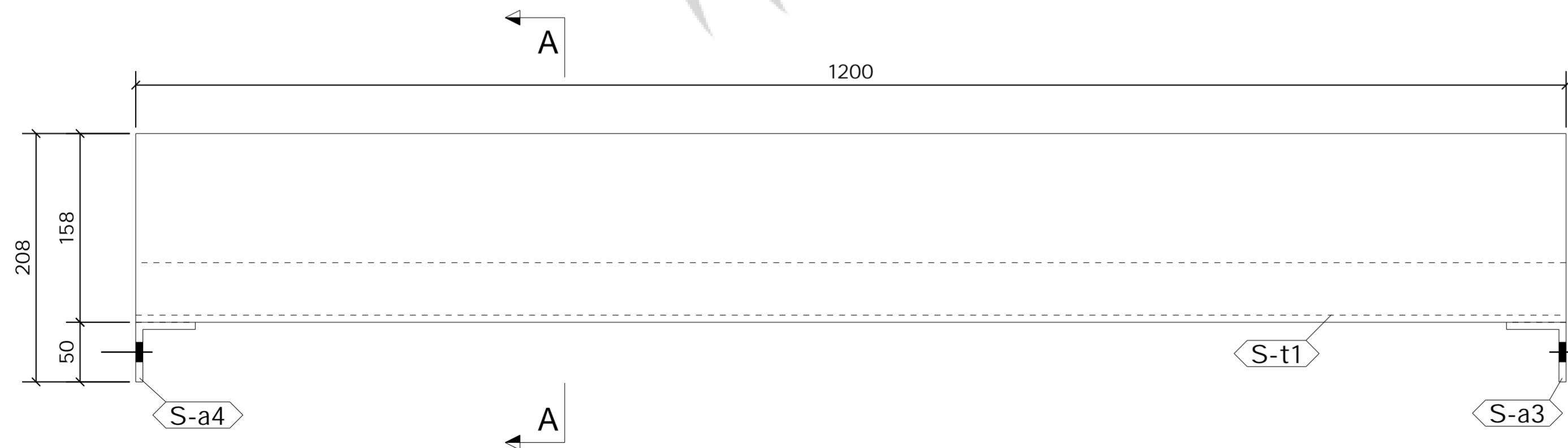
Sawn by: \_\_\_\_\_ Date: \_\_\_\_\_  
 Fabricated by: \_\_\_\_\_ Date: \_\_\_\_\_  
 Welded by: \_\_\_\_\_ Date: \_\_\_\_\_  
 Loaded by: \_\_\_\_\_ Date: \_\_\_\_\_  
 Checked by: \_\_\_\_\_ Date: \_\_\_\_\_



**A - A**  
1:5



**TOP VIEW**  
1:5



**FRONT VIEW**  
1:5

**3 No. TREAD**

**REQUIRED AS DRAWN MARKED S-TR\4**

ASSEMBLY / SUB ASSEMBLY STATUS	
3	THIS IS IT'S OWN ASSEMBLY

REV	MARK	DESCRIPTION	ISSUED FOR APPROVAL		CREATED		CHECKED	
			By	Date	By	Date	By	Date
A			PCS	16.03.2023	SK	16.03.2023		

**CLIENT:** \_\_\_\_\_ **DATE CREATED:** 15.03.2023

**PROJECT:** Empress Ballroom **DRAWN BY:** PCS

**CONTRACT NO:** 323-20 **DRAWING NO:** [S-TR.4] **REV:** A

